



2020 MILLERS OILS GINETTA GT4 SUPERCUP CHAMPIONSHIP

**Rounds 18 & 19
Brands Hatch Indy**

14th & 15th November 2020



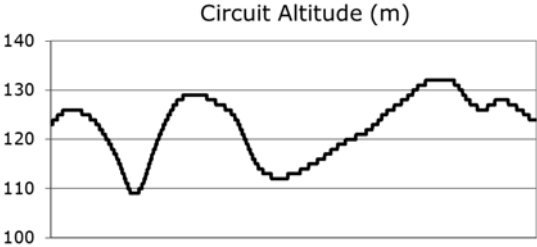
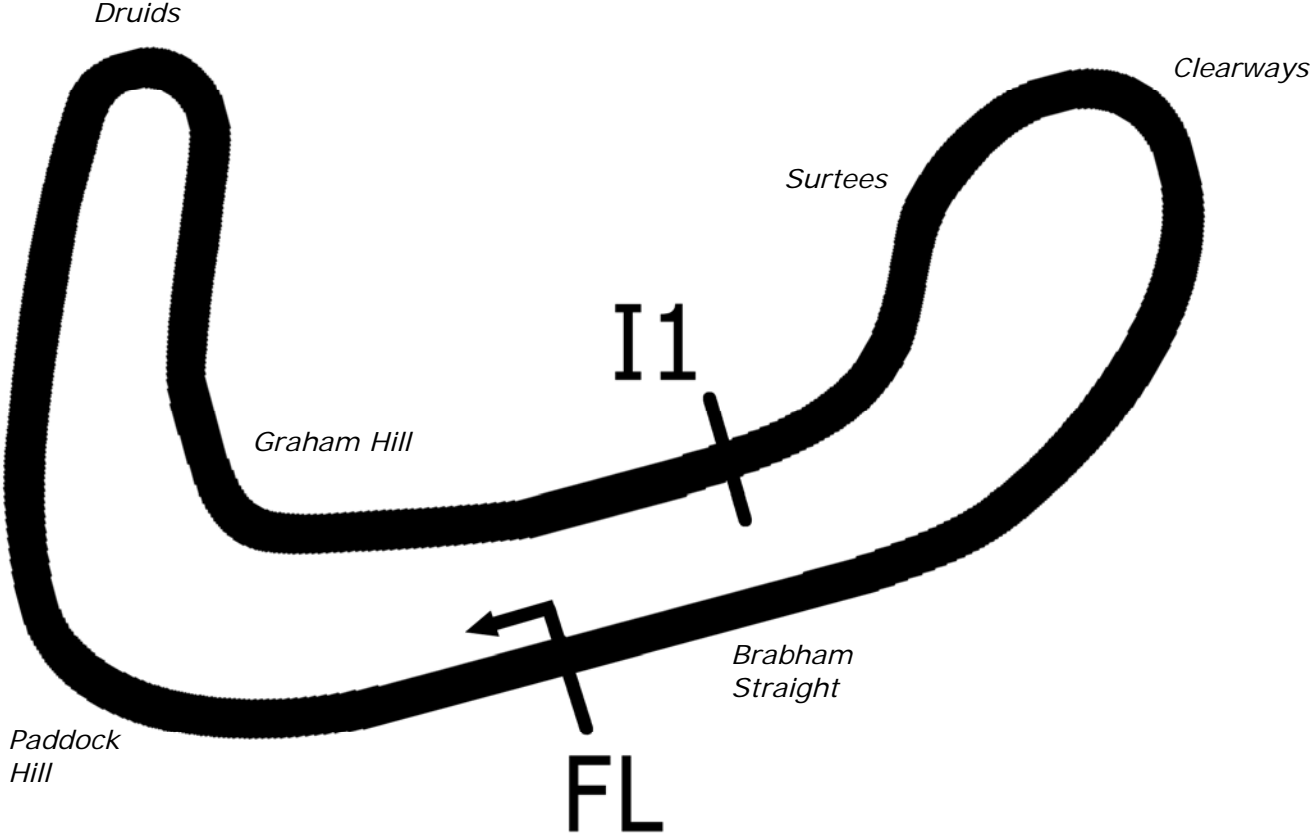
Results Provided by Timing Solutions Ltd
www.tsl-timing.com

Brands Hatch Indy



SPORTS TIMING

TIMING SOLUTIONS LTD



Length	1.2079 miles	1944.0 m
FL		51.36032 N 0.26032 E
I1	1112m	51.35934 N 0.25955 E
Pit Entry	1669m	51.35911 N 0.25743 E
Pit Exit	0m after FL	51.36017 N 0.26051 E
Pit Entry–Pit Exit 251m, 15.0s @60kph, 11.3s @80kph		

2020 Millers Olis Ginetta GT4 SuperCup

QUALIFYING - ROUND 18 - CLASSIFICATION

POS	NO	CL	PIC NAME	NAT	ENTRY	TIME	ON	LAPS	GAP	DIFF	MPH
1	54	Pro	1 Adam SMALLEY	GBR	Elite Motorsport	53.849	14	18			80.75
2	14	Pro	2 Will BURNS	GBR	Rob Boston Racing	54.288	12	15	0.439	0.439	80.10
3	27	ProAm	1 Tom EMSON	GBR	Elite Motorsport	54.423	9	17	0.574	0.135	79.90
4	57	Pro	3 Gus BURTON	GBR	Century Motorsport	54.447	17	20	0.598	0.024	79.86
5	81	Pro	4 Tom HIBBERT	GBR	Rob Boston Racing	54.531	11	19	0.682	0.084	79.74
6	92	Pro	5 Jamie FALVEY	GBR	Motion Capital Racing	54.603	6	20	0.754	0.072	79.64
7	26	Pro	6 Luke READE (G)	GBR	Billy Ruffian Racing with Graves Motorsport	54.664	7	15	0.815	0.061	79.55
8	99	Pro	7 Joe MARSHALL-BIRKS	GBR	Rob Boston Racing	55.083	9	17	1.234	0.419	78.94
9	78	ProAm	2 Colin WHITE	GBR	CWS Motorsport	55.210	5	9	1.361	0.127	78.76
10	19	Am	1 Carl GARNETT	GBR	AK Motorsport	55.241	19	19	1.392	0.031	78.72
11	95	Am	2 Stewart LINES	GBR	Triple M Motorsport	55.244	15	18	1.395	0.003	78.71
12	11	ProAm	3 Chris SALKELD	GBR	Century Motorsport	55.254	10	20	1.405	0.010	78.70
13	40	Am	3 Nick HALSTEAD	GBR	Fox Motorsport	55.528	6	17	1.679	0.274	78.31
14	10	Am	4 Lee GOLDSMITH	GBR	Assetto Motorsport	56.988	10	12	3.139	1.460	76.30
15	68	ProAm	4 Eric BOULTON	GBR	Team HARD	57.354	15	18	3.505	0.366	75.82

Weather / Track : Cloudy / Wet

These results are provisional until the conclusion of any judicial and technical matters.

Brands Hatch Indy

Circuit Length = 1.2079 miles

Start: 09:00 Flag 09:20 End: 09:20

Clerk Of Course :	Steward :	Timekeeper :

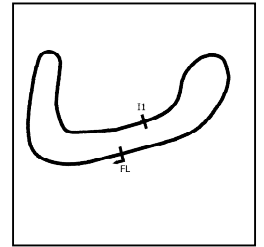
Results can be found at www.tsl-timing.com

Printed - 09:50 Saturday, 14 November 2020



2020 Millers Olis Ginetta GT4 SuperCup

QUALIFYING - ROUND 18 - SECTOR ANALYSIS



SECTOR 1 = FL to I1, SECTOR 2 = I1 to FL, DIFF = Difference To Personal Best Lap, P = Crossed Finish Line in Pit Lane, D = Time Disallowed

P1		54 Pro		Adam SMALLEY		Elite Motorsport		
IDEAL LAP TIME : 53.849		BEST LAP TIME : 53.849		DIFFERENCE : 0.000				
LAP	SECTOR 1	SECTOR 2		LAP TIME	MPH	DIFF	TIME OF DAY	
1 -	OUTLAP	89.7	22.461	121.5	1:03.236	68.76	9.387	09:01:55.493
2 -	33.525	97.2	22.156	121.7	55.681	78.09	1.832	09:02:51.174
3 -	32.795	98.8	22.003	121.5	54.798	79.35	0.949	09:03:45.972
4 -	32.319	98.9	21.950	123.1	54.269 (3)	80.13	0.420	09:04:40.241
5 -	33.216	99.1	21.921	121.7	55.137	78.86	1.288	09:05:35.378
6 -	32.481	99.4	21.909	121.7	54.390	79.95	0.541	09:06:29.768
7 -	32.407	98.9	21.961	121.7	54.368	79.98	0.519	09:07:24.136
8 -	32.306	98.9	21.822	122.0	54.128 (2)	80.33	0.279	09:08:18.264
9 -	33.060	99.1	22.042	122.4	55.102	78.91	1.253	09:09:13.366
10 -	33.310	98.5	21.962	121.5	55.272	78.67	1.423	09:10:08.638
11 -	33.003	98.6	IN PIT		3:38.317 P	19.91	2:44.468	09:13:46.955
12 -	OUTLAP	64.0	25.209	121.3	1:12.506	59.97	18.657	09:14:59.461
13 -	32.537	95.7	22.201	122.0	54.738	79.44	0.889	09:15:54.199
14 -	32.231	99.2	21.618	121.7	53.849 (1)	80.75		09:16:48.048
15 -	32.622	97.9	21.898	121.5	54.520	79.76	0.671	09:17:42.568
16 -	32.925	93.4	22.304	121.5	55.229	78.73	1.380	09:18:37.797
17 -	36.235	40.8	25.480	120.9	1:01.715	70.46	7.866	09:19:39.512
18 -	32.481	99.8	21.992	119.8	54.473	79.83	0.624	09:20:33.985

P2		14 Pro		Will BURNS		Rob Boston Racing		
IDEAL LAP TIME : 54.169		BEST LAP TIME : 54.288		DIFFERENCE : 0.119				
LAP	SECTOR 1	SECTOR 2		LAP TIME	MPH	DIFF	TIME OF DAY	
1 -	OUTLAP	95.0	23.114	121.3	1:05.398	66.49	11.110	09:01:50.811
2 -	33.291	97.5	22.334	122.6	55.625	78.17	1.337	09:02:46.436
3 -	32.709	99.4	22.074	122.6	54.783	79.37	0.495	09:03:41.219
4 -	33.279	97.9	22.381	122.9	55.660	78.12	1.372	09:04:36.879
5 -	32.595	99.4	22.029	122.6	54.624	79.60	0.336	09:05:31.503
6 -	32.565	98.8	21.832	123.1	54.397 (3)	79.94	0.109	09:06:25.900
7 -	33.158	93.4	22.362	122.9	55.520	78.32	1.232	09:07:21.420
8 -	32.540	98.1	21.998	123.3	54.538	79.73	0.250	09:08:15.958
9 -	32.759	98.3	IN PIT		6:13.986 P	11.62	5:19.698	09:14:29.944
10 -	OUTLAP	91.1	23.320	122.6	1:05.249	66.64	10.961	09:15:35.193
11 -	32.616	99.2	23.101	122.6	55.717	78.04	1.429	09:16:30.910
12 -	32.337	99.1	21.951	123.3	54.288 (1)	80.10		09:17:25.198
13 -	32.744	79.1	25.715	122.6	58.459	74.38	4.171	09:18:23.657
14 -	32.356	99.8	22.002	122.9	54.358 (2)	79.99	0.070	09:19:18.015
15 -	34.152	96.2	22.558	120.4	56.710	76.68	2.422	09:20:14.725

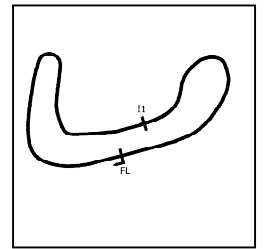
P3		27 ProAm		Tom EMSON		Elite Motorsport		
IDEAL LAP TIME : 54.379		BEST LAP TIME : 54.423		DIFFERENCE : 0.044				
LAP	SECTOR 1	SECTOR 2		LAP TIME	MPH	DIFF	TIME OF DAY	
1 -	OUTLAP	91.3	22.639	122.0	1:03.285	68.71	8.862	09:01:56.528
2 -	33.011	98.8	22.112	123.3	55.123	78.88	0.700	09:02:51.651
3 -	32.732	99.5	21.997	123.3	54.729	79.45	0.306	09:03:46.380
4 -	32.607	98.9	21.868	123.8	54.475 (3)	79.82	0.052	09:04:40.855
5 -	33.033	99.5	21.971	122.9	55.004	79.05	0.581	09:05:35.859
6 -	32.511	99.5	21.954	122.9	54.465 (2)	79.84	0.042	09:06:30.324
7 -	32.638	99.2	21.868	122.4	54.506	79.78	0.083	09:07:24.830
8 -	32.816	97.9	21.911	122.0	54.727	79.45	0.304	09:08:19.557
9 -	32.518	99.5	21.905	123.1	54.423 (1)	79.90		09:09:13.980
10 -	33.301	99.1	21.998	122.0	55.299	78.63	0.876	09:10:09.279
11 -	33.120	98.2	IN PIT		3:38.740 P	19.88	2:44.317	09:13:48.019
12 -	OUTLAP	70.4	23.989	122.6	1:12.030	60.37	17.607	09:15:00.049
13 -	32.706	99.2	22.072	122.9	54.778	79.38	0.355	09:15:54.827
14 -	32.865	97.8	21.936	122.0	54.801	79.35	0.378	09:16:49.628
15 -	32.901	98.9	21.934	122.2	54.835	79.30	0.412	09:17:44.463
16 -	32.779	98.8	22.139	122.2	54.918	79.18	0.495	09:18:39.381
17 -	32.669	99.4	22.079	121.7	54.748	79.42	0.325	09:19:34.129

Weather / Track : Cloudy / Wet

Brands Hatch Indy
Circuit Length = 1.2079 miles
Start: 09:00 Flag 09:20 End: 09:20

2020 Millers Olis Ginetta GT4 SuperCup

QUALIFYING - ROUND 18 - SECTOR ANALYSIS



SECTOR 1 = FL to I1, SECTOR 2 = I1 to FL, DIFF = Difference To Personal Best Lap, P = Crossed Finish Line in Pit Lane, D = Time Disallowed

P4		57 Pro Gus BURTON			Century Motorsport			
IDEAL LAP TIME : 54.385		BEST LAP TIME : 54.447			DIFFERENCE : 0.062			
LAP	SECTOR 1	SECTOR 2		LAP TIME	MPH	DIFF	TIME OF DAY	
1 -	OUTLAP	90.8	23.673	119.1	1:02.018	70.11	7.571	09:01:10.031
2 -	33.889	96.9	22.677	120.4	56.566	76.87	2.119	09:02:06.597
3 -	32.789	98.5	22.457	119.8	55.246	78.71	0.799	09:03:01.843
4 -	32.575	99.2	22.307	120.0	54.882	79.23	0.435	09:03:56.725
5 -	32.321	98.9	22.203	120.4	54.524	79.75	0.077	09:04:51.249
6 -	32.491	99.1	22.448	120.4	54.939	79.15	0.492	09:05:46.188
7 -	32.377	99.4	22.113	120.9	54.490 (3)	79.80	0.043	09:06:40.678
8 -	32.746	98.8	22.284	120.9	55.030	79.02	0.583	09:07:35.708
9 -	32.430	98.8	22.097	120.2	54.527	79.75	0.080	09:08:30.235
10 -	32.518	96.8	23.478	120.4	55.996	77.65	1.549	09:09:26.231
11 -	34.424	94.7	IN PIT		2:11.721 P	33.01	1:17.274	09:11:37.952
12 -	OUTLAP	89.5	23.028	121.3	1:01.193	71.06	6.746	09:12:39.145
13 -	33.393	93.2	23.110	120.4	56.503	76.96	2.056	09:13:35.648
14 -	32.398	99.5	22.078	120.6	54.476 (2)	79.82	0.029	09:14:30.124
15 -	32.463	98.1	22.193	120.9	54.656	79.56	0.209	09:15:24.780
16 -	33.641	90.5	23.422	120.6	57.063	76.20	2.616	09:16:21.843
17 -	32.383	98.9	22.064	121.1	54.447 (1)	79.86		09:17:16.290
18 -	32.651	99.4	23.065	121.1	55.716	78.04	1.269	09:18:12.006
19 -	32.418	99.1	22.100	120.6	54.518	79.76	0.071	09:19:06.524
20 -	34.299	90.6	23.434	119.6	57.733	75.32	3.286	09:20:04.257

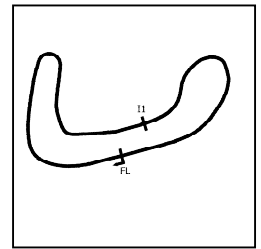
P5		81 Pro Tom HIBBERT			Rob Boston Racing			
IDEAL LAP TIME : 54.444		BEST LAP TIME : 54.531			DIFFERENCE : 0.087			
LAP	SECTOR 1	SECTOR 2		LAP TIME	MPH	DIFF	TIME OF DAY	
1 -	OUTLAP	92.3	23.669	113.1	1:05.507	66.38	10.976	09:01:52.267
2 -	33.750	98.5	22.574	121.3	56.324	77.20	1.793	09:02:48.591
3 -	33.334	97.1	22.340	121.5	55.674	78.10	1.143	09:03:44.265
4 -	32.992	98.1	22.602	120.2	55.594	78.22	1.063	09:04:39.859
5 -	35.381	95.5	22.396	122.0	57.777	75.26	3.246	09:05:37.636
6 -	32.897	98.2	22.415	121.7	55.312	78.61	0.781	09:06:32.948
7 -	32.847	97.8	22.218	122.4	55.065	78.97	0.534	09:07:28.013
8 -	32.765	98.9	22.246	122.2	55.011	79.04	0.480	09:08:23.024
9 -	33.210	97.5	22.370	122.2	55.580	78.24	1.049	09:09:18.604
10 -	32.698	98.8	22.181	122.0	54.879	79.23	0.348	09:10:13.483
11 -	32.431	99.5	22.100	123.1	54.531 (1)	79.74		09:11:08.014
12 -	32.538	98.3	22.388	122.0	54.926	79.17	0.395	09:12:02.940
13 -	33.089	97.3	22.611	121.5	55.700	78.07	1.169	09:12:58.640
14 -	33.429	97.5	22.579	122.0	56.008	77.64	1.477	09:13:54.648
15 -	32.978	96.8	IN PIT		2:22.587 P	30.49	1:28.056	09:16:17.235
16 -	OUTLAP	93.9	23.158	121.7	1:01.953	70.19	7.422	09:17:19.188
17 -	32.486	99.2	22.208	122.0	54.694 (3)	79.50	0.163	09:18:13.882
18 -	34.135	90.8	23.532	121.3	57.667	75.40	3.136	09:19:11.549
19 -	32.548	100.0	22.013	122.6	54.561 (2)	79.70	0.030	09:20:06.110

Weather / Track : Cloudy / Wet

Brands Hatch Indy
Circuit Length = 1.2079 miles
Start: 09:00 Flag 09:20 End: 09:20

2020 Millers Olis Ginetta GT4 SuperCup

QUALIFYING - ROUND 18 - SECTOR ANALYSIS



SECTOR 1 = FL to I1, SECTOR 2 = I1 to FL, DIFF = Difference To Personal Best Lap, P = Crossed Finish Line in Pit Lane, D = Time Disallowed

P6		92 Pro		Jamie FALVEY		Motion Capital Racing			
IDEAL LAP TIME : 54.484		BEST LAP TIME : 54.603		DIFFERENCE : 0.119					
LAP	SECTOR 1	SECTOR 2		LAP TIME	MPH	DIFF	TIME OF DAY		
1 -	OUTLAP	90.8	23.652	119.6	1:02.040	70.09	7.437	09:01:11.797	
2 -	33.478	96.2	22.881	121.3	56.359	77.15	1.756	09:02:08.156	
3 -	32.871	98.3	22.457	121.5	55.328	78.59	0.725	09:03:03.484	
4 -	36.085	80.4	22.713	121.5	58.798	73.95	4.195	09:04:02.282	
5 -	32.676	99.2	22.093	122.0	54.769 (3)	79.39	0.166	09:04:57.051	
6 -	32.633	99.1	21.970	122.9	54.603 (1)	79.64		09:05:51.654	
7 -	32.514	99.2	22.117	122.0	54.631 (2)	79.59	0.028	09:06:46.285	
8 -	35.378	85.5	25.621	94.2	1:00.999	71.28	6.396	09:07:47.284	
9 -	38.045	91.6	22.465	121.5	1:00.510	71.86	5.907	09:08:47.794	
10 -	32.622	99.5	22.162	117.7	54.784	79.37	0.181	09:09:42.578	
11 -	41.125	70.0	26.820	97.1	1:07.945	64.00	13.342	09:10:50.523	
12 -	36.463	97.8	22.610	121.3	59.073	73.61	4.470	09:11:49.596	
13 -	32.618	99.4	22.419	122.4	55.037	79.01	0.434	09:12:44.633	
14 -	34.176	96.4	22.418	121.7	56.594	76.83	1.991	09:13:41.227	
15 -	32.748	99.1	22.190	122.2	54.938	79.15	0.335	09:14:36.165	
16 -	32.754	99.5	23.127	122.0	55.881	77.81	1.278	09:15:32.046	
17 -	32.800	99.1	IN PIT		2:06.469 P	34.38	1:11.866	09:17:38.515	
18 -	OUTLAP	97.9	22.492	122.6	1:02.396	69.69	7.793	09:18:40.911	
19 -	32.600	98.8	22.298	122.0	54.898	79.21	0.295	09:19:35.809	
20 -	32.801	99.1	22.184	122.2	54.985	79.08	0.382	09:20:30.794	

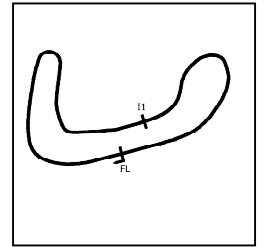
P7		26 Pro		Luke READE (G)		Graves Motorsport			
IDEAL LAP TIME : 54.596		BEST LAP TIME : 54.664		DIFFERENCE : 0.068					
LAP	SECTOR 1	SECTOR 2		LAP TIME	MPH	DIFF	TIME OF DAY		
1 -	OUTLAP	95.3	23.028	120.0	1:01.125	71.14	6.461	09:01:12.073	
2 -	33.842	97.8	22.809	121.5	56.651	76.76	1.987	09:02:08.724	
3 -	33.312	98.1	22.159	122.0	55.471	78.39	0.807	09:03:04.195	
4 -	33.113	99.2	21.956	121.5	55.069	78.96	0.405	09:03:59.264	
5 -	32.801	99.5	21.924	121.7	54.725 (2)	79.46	0.061	09:04:53.989	
6 -	32.700	98.9	22.142	121.5	54.842	79.29	0.178	09:05:48.831	
7 -	32.758	99.5	21.906	121.7	54.664 (1)	79.55		09:06:43.495	
8 -	32.812	99.1	21.965	122.2	54.777 (3)	79.38	0.113	09:07:38.272	
9 -	33.522	97.2	IN PIT		7:21.717 P	9.84	6:27.053	09:14:59.989	
10 -	OUTLAP	96.8	22.522	121.5	1:03.045	68.97	8.381	09:16:03.034	
11 -	33.154	98.1	22.282	121.1	55.436	78.44	0.772	09:16:58.470	
12 -	32.842	98.2	21.987	120.9	54.829	79.31	0.165	09:17:53.299	
13 -	33.012	98.3	21.996	121.3	55.008	79.05	0.344	09:18:48.307	
14 -	34.992	97.6	22.792	120.2	57.784	75.25	3.120	09:19:46.091	
15 -	33.102	99.5	21.896	121.3	54.998	79.06	0.334	09:20:41.089	

Weather / Track : Cloudy / Wet

Brands Hatch Indy
Circuit Length = 1.2079 miles
Start: 09:00 Flag 09:20 End: 09:20

2020 Millers Olis Ginetta GT4 SuperCup

QUALIFYING - ROUND 18 - SECTOR ANALYSIS



SECTOR 1 = FL to I1, SECTOR 2 = I1 to FL, DIFF = Difference To Personal Best Lap, P = Crossed Finish Line in Pit Lane, D = Time Disallowed

P8		99 Pro Joe MARSHALL-BIRKS			Rob Boston Racing			
IDEAL LAP TIME : 55.016		BEST LAP TIME : 55.083			DIFFERENCE : 0.067			
LAP	SECTOR 1	SECTOR 2		LAP TIME	MPH	DIFF	TIME OF DAY	
1 -	OUTLAP	76.4	24.290	118.9	1:04.123	67.81	9.040	09:01:39.177
2 -	34.935	93.4	22.905	120.6	57.840	75.18	2.757	09:02:37.017
3 -	33.430	95.8	23.002	119.6	56.432	77.05	1.349	09:03:33.449
4 -	33.536	95.5	22.859	120.0	56.395	77.10	1.312	09:04:29.844
5 -	33.324	97.1	22.447	120.6	55.771	77.97	0.688	09:05:25.615
6 -	33.647	89.9	23.498	120.6	57.145	76.09	2.062	09:06:22.760
7 -	33.167	96.8	22.294	121.1	55.461	78.40	0.378	09:07:18.221
8 -	33.014	96.9	22.418	121.1	55.432	78.44	0.349	09:08:13.653
9 -	32.791	98.8	22.292	121.5	55.083 (1)	78.94		09:09:08.736
10 -	32.728	97.2	IN PIT		5:11.991 P	13.93	4:16.908	09:14:20.727
11 -	OUTLAP	95.3	22.609	121.3	59.952	72.53	4.869	09:15:20.679
12 -	32.903	97.8	22.288	121.5	55.191 (2)	78.79	0.108	09:16:15.870
13 -	32.746	97.9	22.478	120.9	55.224 (3)	78.74	0.141	09:17:11.094
14 -	33.047	91.5	24.303	121.7	57.350	75.82	2.267	09:18:08.444
15 -	32.869	97.6	22.561	121.3	55.430	78.45	0.347	09:19:03.874
16 -	32.786	98.2	23.228	121.3	56.014	77.63	0.931	09:19:59.888
17 -	32.857	97.5	22.442	119.1	55.299	78.63	0.216	09:20:55.187

P9		78 ProAm Colin WHITE			CWS Motorsport			
IDEAL LAP TIME : 55.124		BEST LAP TIME : 55.210			DIFFERENCE : 0.086			
LAP	SECTOR 1	SECTOR 2		LAP TIME	MPH	DIFF	TIME OF DAY	
1 -	OUTLAP	93.3	23.128	119.8	1:02.838	69.20	7.628	09:01:28.941
2 -	33.351	97.5	22.480	120.6	55.831	77.88	0.621	09:02:24.772
3 -	32.898	93.8	22.485	120.0	55.383 (3)	78.51	0.173	09:03:20.155
4 -	32.799	96.1	22.532	120.2	55.331 (2)	78.59	0.121	09:04:15.486
5 -	32.726	97.5	22.484	121.1	55.210 (1)	78.76		09:05:10.696
6 -	33.092	97.9	IN PIT		5:53.906 P	12.28	4:58.696	09:11:04.602
7 -	OUTLAP	96.9	22.398	120.6	1:00.718	71.61	5.508	09:12:05.320
8 -	32.982	95.8	IN PIT		4:03.944 P	17.82	3:08.734	09:16:09.264
9 -	OUTLAP	93.5	22.677	120.9	1:00.120	72.33	4.910	09:17:09.384

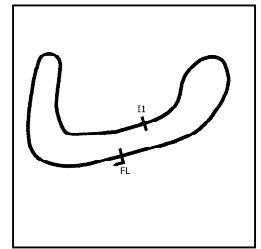
P10		19 Am Carl GARNETT			AK Motorsport			
IDEAL LAP TIME : 55.022		BEST LAP TIME : 55.241			DIFFERENCE : 0.219			
LAP	SECTOR 1	SECTOR 2		LAP TIME	MPH	DIFF	TIME OF DAY	
1 -	OUTLAP	90.1	24.429	120.0	1:05.273	66.62	10.032	09:01:21.545
2 -	33.749	91.8	23.673	119.6	57.422	75.73	2.181	09:02:18.967
3 -	33.398	95.5	22.984	120.2	56.382	77.12	1.141	09:03:15.349
4 -	32.871	96.0	22.665	120.4	55.536	78.30	0.295	09:04:10.885
5 -	33.565	94.2	22.976	120.6	56.541	76.91	1.300	09:05:07.426
6 -	33.239	96.8	22.516	120.6	55.755	77.99	0.514	09:06:03.181
7 -	35.629	66.9	24.810	120.4	1:00.439	71.95	5.198	09:07:03.620
8 -	33.718	88.3	IN PIT		2:51.643 P	25.33	1:56.402	09:09:55.263
9 -	OUTLAP	89.8	23.491	120.9	1:02.954	69.07	7.713	09:10:58.217
10 -	33.125	95.8	22.668	120.4	55.793	77.94	0.552	09:11:54.010
11 -	32.984	97.1	22.304	121.1	55.288 (3)	78.65	0.047	09:12:49.298
12 -	33.336	93.8	23.078	120.6	56.414	77.08	1.173	09:13:45.712
13 -	33.037	94.6	22.535	120.2	55.572	78.25	0.331	09:14:41.284
14 -	33.017	95.8	22.346	121.7	55.363	78.54	0.122	09:15:36.647
15 -	33.108	96.1	22.767	121.5	55.875	77.82	0.634	09:16:32.522
16 -	33.066	95.7	23.952	120.4	57.018	76.26	1.777	09:17:29.540
17 -	33.189	89.1	24.268	120.9	57.457	75.68	2.216	09:18:26.997
18 -	33.042	96.9	22.212	120.9	55.254 (2)	78.70	0.013	09:19:22.251
19 -	33.090	96.4	22.151	121.5	55.241 (1)	78.72		09:20:17.492

Weather / Track : Cloudy / Wet

Brands Hatch Indy
Circuit Length = 1.2079 miles
Start: 09:00 Flag 09:20 End: 09:20

2020 Millers Olis Ginetta GT4 SuperCup

QUALIFYING - ROUND 18 - SECTOR ANALYSIS



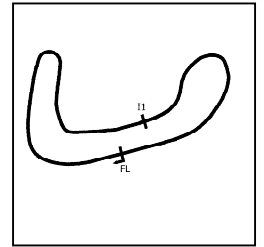
SECTOR 1 = FL to I1, SECTOR 2 = I1 to FL, DIFF = Difference To Personal Best Lap, P = Crossed Finish Line in Pit Lane, D = Time Disallowed

P11 95 Am Stewart LINES		Triple M Motorsport							
IDEAL LAP TIME : 55.155		BEST LAP TIME : 55.244		DIFFERENCE : 0.089					
LAP	SECTOR 1	SECTOR 2		LAP TIME	MPH	DIFF	TIME OF DAY		
1 -	OUTLAP	81.1	26.131	112.9	1:06.343	65.54	11.099	09:01:34.070	
2 -	35.138	95.0	23.088	118.7	58.226	74.68	2.982	09:02:32.296	
3 -	33.639	97.8	22.281	119.8	55.920	77.76	0.676	09:03:28.216	
4 -	33.885	97.2	22.357	118.7	56.242	77.31	0.998	09:04:24.458	
5 -	33.674	97.8	IN PIT		2:43.800	P	26.54	1:48.556	09:07:08.258
6 -	OUTLAP	70.9	24.894	121.1	1:09.209	62.83	13.965	09:08:17.467	
7 -	33.356	98.3	22.199	120.6	55.555	78.27	0.311	09:09:13.022	
8 -	35.061	98.3	22.347	121.5	57.408	75.74	2.164	09:10:10.430	
9 -	33.275	98.3	22.326	121.1	55.601	78.21	0.357	09:11:06.031	
10 -	33.314	98.2	22.254	120.9	55.568	78.25	0.324	09:12:01.599	
11 -	35.179	98.8	22.435	121.7	57.614	75.47	2.370	09:12:59.213	
12 -	33.589	97.5	22.546	121.1	56.135	77.46	0.891	09:13:55.348	
13 -	33.339	97.5	22.269	120.6	55.608	78.20	0.364	09:14:50.956	
14 -	33.119	98.9	22.283	120.9	55.402	(3)	78.49	0.158	09:15:46.358
15 -	33.156	98.8	22.088	120.2	55.244	(1)	78.71		09:16:41.602
16 -	33.167	96.8	IN PIT		1:49.710	P	39.63	54.466	09:18:31.312
17 -	OUTLAP	97.9	22.351	120.4	59.872	72.63	4.628	09:19:31.184	
18 -	33.067	99.2	22.297	121.1	55.364	(2)	78.54	0.120	09:20:26.548

P12 11 ProAm Chris SALKELD		Century Motorsport							
IDEAL LAP TIME : 55.161		BEST LAP TIME : 55.254		DIFFERENCE : 0.093					
LAP	SECTOR 1	SECTOR 2		LAP TIME	MPH	DIFF	TIME OF DAY		
1 -	OUTLAP	75.6	25.366	118.3	1:06.140	65.74	10.886	09:01:20.045	
2 -	34.845	91.9	24.740	116.3	59.585	72.98	4.331	09:02:19.630	
3 -	34.044	92.9	23.127	119.8	57.171	76.06	1.917	09:03:16.801	
4 -	33.468	96.5	22.609	120.4	56.077	77.54	0.823	09:04:12.878	
5 -	33.444	96.6	22.653	120.6	56.097	77.51	0.843	09:05:08.975	
6 -	33.089	97.8	22.407	120.6	55.496	(2)	78.35	0.242	09:06:04.471
7 -	32.954	97.6	22.701	120.0	55.655	78.13	0.401	09:07:00.126	
8 -	32.927	97.8	22.655	120.0	55.582	78.23	0.328	09:07:55.708	
9 -	33.371	96.6	22.515	120.4	55.886	77.81	0.632	09:08:51.594	
10 -	32.754	98.5	22.500	120.2	55.254	(1)	78.70		09:09:46.848
11 -	33.057	96.9	22.457	120.6	55.514	(3)	78.33	0.260	09:10:42.362
12 -	33.139	97.1	22.549	120.6	55.688	78.08	0.434	09:11:38.050	
13 -	33.004	96.9	22.853	120.9	55.857	77.85	0.603	09:12:33.907	
14 -	33.170	95.5	24.928	94.5	58.098	74.84	2.844	09:13:32.005	
15 -	38.471	97.2	22.645	120.2	1:01.116	71.15	5.862	09:14:33.121	
16 -	33.487	95.8	23.072	119.6	56.559	76.88	1.305	09:15:29.680	
17 -	33.693	94.5	22.995	120.4	56.688	76.71	1.434	09:16:26.368	
18 -	32.927	98.3	22.970	120.2	55.897	77.79	0.643	09:17:22.265	
19 -	33.236	97.3	22.692	120.6	55.928	77.75	0.674	09:18:18.193	
20 -	33.142	97.6	22.701	120.9	55.843	77.87	0.589	09:19:14.036	

2020 Millers Olis Ginetta GT4 SuperCup

QUALIFYING - ROUND 18 - SECTOR ANALYSIS



SECTOR 1 = FL to I1, SECTOR 2 = I1 to FL, DIFF = Difference To Personal Best Lap, P = Crossed Finish Line in Pit Lane, D = Time Disallowed

P13 40 Am Nick HALSTEAD				Fox Motorsport				
IDEAL LAP TIME : 55.507		BEST LAP TIME : 55.528		DIFFERENCE : 0.021				
LAP	SECTOR 1	SECTOR 2		LAP TIME	MPH	DIFF	TIME OF DAY	
1 -	OUTLAP	88.4	25.227	109.2	1:05.813	66.07	10.285	09:01:35.025
2 -	35.625	94.6	22.956	118.9	58.581	74.23	3.053	09:02:33.606
3 -	34.027	97.1	22.910	119.1	56.937	76.37	1.409	09:03:30.543
4 -	33.527	97.1	22.513	118.7	56.040	77.59	0.512	09:04:26.583
5 -	33.385	97.5	22.703	118.9	56.088	77.53	0.560	09:05:22.671
6 -	33.058	97.3	22.470	118.9	55.528 (1)	78.31		09:06:18.199
7 -	33.302	97.2	22.723	119.4	56.025	77.61	0.497	09:07:14.224
8 -	33.258	96.8	22.864	118.3	56.122	77.48	0.594	09:08:10.346
9 -	33.037	96.8	22.636	118.9	55.673 (2)	78.10	0.145	09:09:06.019
10 -	33.444	95.3	IN PIT		2:45.316 P	26.30	1:49.788	09:11:51.335
11 -	OUTLAP	97.9	22.751	118.9	1:00.910	71.39	5.382	09:12:52.245
12 -	33.588	96.8	22.708	119.6	56.296	77.24	0.768	09:13:48.541
13 -	34.169	93.3	22.781	119.6	56.950	76.35	1.422	09:14:45.491
14 -	1:00.024	93.8	23.039	119.4	1:23.063	52.35	27.535	09:16:08.554
15 -	33.366	96.1	22.562	119.1	55.928 (3)	77.75	0.400	09:17:04.482
16 -	34.610	78.7	22.675	120.2	57.285	75.91	1.757	09:18:01.767
17 -	1:00.340	59.4	24.474	105.0	1:24.814	51.27	29.286	09:19:26.581

P14 10 Am Lee GOLDSMITH				Assetto Motorsport				
IDEAL LAP TIME : 56.988		BEST LAP TIME : 56.988		DIFFERENCE : 0.000				
LAP	SECTOR 1	SECTOR 2		LAP TIME	MPH	DIFF	TIME OF DAY	
1 -	OUTLAP	87.9	30.481	86.3	1:14.087	58.69	17.099	09:01:38.073
2 -	40.041	76.5	28.155	83.3	1:08.196	63.76	11.208	09:02:46.269
3 -	39.321	85.4	24.487	118.7	1:03.808	68.15	6.820	09:03:50.077
4 -	35.283	96.6	23.673	119.4	58.956	73.76	1.968	09:04:49.033
5 -	35.945	94.9	24.426	117.7	1:00.371	72.03	3.383	09:05:49.404
6 -	35.665	95.8	23.362	120.6	59.027	73.67	2.039	09:06:48.431
7 -	34.680	93.5	23.444	120.9	58.124	74.81	1.136	09:07:46.555
8 -	34.379	96.8	22.944	119.4	57.323 (2)	75.86	0.335	09:08:43.878
9 -	34.505	96.8	22.919	119.6	57.424 (3)	75.72	0.436	09:09:41.302
10 -	34.124	96.6	22.864	120.0	56.988 (1)	76.30		09:10:38.290
11 -	34.639	95.8	23.303	119.8	57.942	75.05	0.954	09:11:36.232
12 -	34.314	96.2	23.135	118.5	57.449	75.69	0.461	09:12:33.681

P15 68 ProAm Eric BOULTON				Team HARD				
IDEAL LAP TIME : 57.278		BEST LAP TIME : 57.354		DIFFERENCE : 0.076				
LAP	SECTOR 1	SECTOR 2		LAP TIME	MPH	DIFF	TIME OF DAY	
1 -	OUTLAP	80.9	25.050	104.5	1:07.332	64.58	9.978	09:01:39.471
2 -	38.092	88.4	23.661	119.1	1:01.753	70.41	4.399	09:02:41.224
3 -	35.869	91.0	23.650	118.5	59.519	73.06	2.165	09:03:40.743
4 -	35.443	93.8	23.858	119.1	59.301	73.33	1.947	09:04:40.044
5 -	36.775	94.3	23.879	119.1	1:00.654	71.69	3.300	09:05:40.698
6 -	35.001	95.3	23.341	120.0	58.342	74.53	0.988	09:06:39.040
7 -	35.580	92.9	23.115	120.4	58.695	74.08	1.341	09:07:37.735
8 -	35.130	92.6	23.265	119.6	58.395	74.46	1.041	09:08:36.130
9 -	35.473	87.0	23.518	118.3	58.991	73.71	1.637	09:09:35.121
10 -	35.235	93.8	23.223	118.9	58.458	74.38	1.104	09:10:33.579
11 -	35.906	92.4	IN PIT		3:30.419 P	20.66	2:33.065	09:14:03.998
12 -	OUTLAP	93.5	23.284	118.9	1:03.372	68.62	6.018	09:15:07.370
13 -	35.117	94.7	22.961	119.8	58.078	74.87	0.724	09:16:05.448
14 -	34.451	94.5	22.965	119.4	57.416 (2)	75.73	0.062	09:17:02.864
15 -	34.527	96.6	22.827	120.2	57.354 (1)	75.82		09:18:00.218
16 -	35.648	93.7	23.402	119.8	59.050	73.64	1.696	09:18:59.268
17 -	34.825	96.1	23.119	120.2	57.944	75.04	0.590	09:19:57.212
18 -	34.693	94.6	22.912	117.5	57.605 (3)	75.49	0.251	09:20:54.817

Weather / Track : Cloudy / Wet

Brands Hatch Indy
Circuit Length = 1.2079 miles
Start: 09:00 Flag 09:20 End: 09:20

2020 Millers Olis Ginetta GT4 SuperCup

QUALIFYING - ROUND 18 - BEST SPEEDS

INTERMEDIATE 1				FINISH LINE			
POS	NO	NAME	MPH	NO	NAME	MPH	
1	81	HIBBERT	100.0	27	EMSON	123.8	
2	54	SMALLEY	99.8	14	BURNS	123.3	
3	14	BURNS	99.8	54	SMALLEY	123.1	
4	27	EMSON	99.5	81	HIBBERT	123.1	
5	57	BURTON	99.5	92	FALVEY	122.9	
6	92	FALVEY	99.5	26	READE (G)	122.2	
7	26	READE (G)	99.5	99	MARSHALL-BIRKS	121.7	
8	95	LINES	99.2	19	GARNETT	121.7	
9	99	MARSHALL-BIRKS	98.8	95	LINES	121.7	
10	11	SALKELD	98.5	57	BURTON	121.3	
11	78	WHITE	97.9	78	WHITE	121.1	
12	40	HALSTEAD	97.9	11	SALKELD	120.9	
13	19	GARNETT	97.1	10	GOLDSMITH	120.9	
14	10	GOLDSMITH	96.8	68	BOULTON	120.4	
15	68	BOULTON	96.6	40	HALSTEAD	120.2	

Weather / Track : Cloudy / Wet

Results can be found at www.tsl-timing.com

Brands Hatch Indy
 Circuit Length = 1.2079 miles
 Start: 09:00 Flag 09:20 End: 09:20

Printed - 09:21 Saturday, 14 November 2020

2020 Millers Olis Ginetta GT4 SuperCup

QUALIFYING - ROUND 18 - BEST SECTORS

SECTOR 1			SECTOR 2			IDEAL / BEST COMPARISON						
POS	NO	NAME	TIME	NO	NAME	TIME	POS	NO	NAME	IDEAL	BEST	DIFF
									PERFECT LAP	53.849		
1	54	SMALLEY	32.231	54	SMALLEY	21.618	1	54	SMALLEY	53.849	53.849	0.000
2	57	BURTON	32.321	14	BURNS	21.832	2	14	BURNS	54.169	54.288	0.119
3	14	BURNS	32.337	27	EMSON	21.868	3	27	EMSON	54.379	54.423	0.044
4	81	HIBBERT	32.431	26	READE (G)	21.896	4	57	BURTON	54.385	54.447	0.062
5	27	EMSON	32.511	92	FALVEY	21.970	5	81	HIBBERT	54.444	54.531	0.087
6	92	FALVEY	32.514	81	HIBBERT	22.013	6	92	FALVEY	54.484	54.603	0.119
7	26	READE (G)	32.700	57	BURTON	22.064	7	26	READE (G)	54.596	54.664	0.068
8	78	WHITE	32.726	95	LINES	22.088	8	99	MARSHALL-BIRKS	55.016	55.083	0.067
9	99	MARSHALL-BIRKS	32.728	19	GARNETT	22.151	9	19	GARNETT	55.022	55.241	0.219
10	11	SALKELD	32.754	99	MARSHALL-BIRKS	22.288	10	78	WHITE	55.124	55.210	0.086
11	19	GARNETT	32.871	78	WHITE	22.398	11	95	LINES	55.155	55.244	0.089
12	40	HALSTEAD	33.037	11	SALKELD	22.407	12	11	SALKELD	55.161	55.254	0.093
13	95	LINES	33.067	40	HALSTEAD	22.470	13	40	HALSTEAD	55.507	55.528	0.021
14	10	GOLDSMITH	34.124	68	BOULTON	22.827	14	10	GOLDSMITH	56.988	56.988	0.000
15	68	BOULTON	34.451	10	GOLDSMITH	22.864	15	68	BOULTON	57.278	57.354	0.076

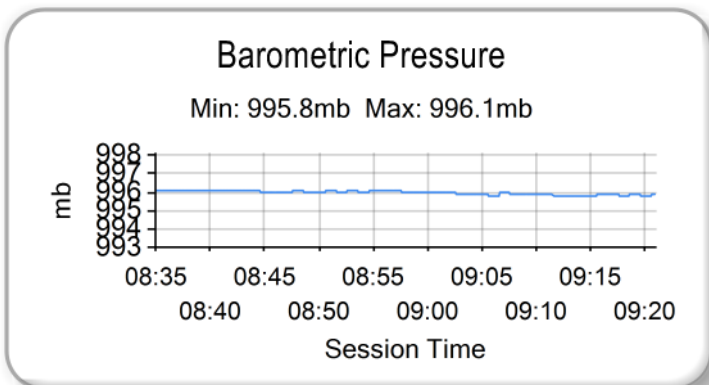
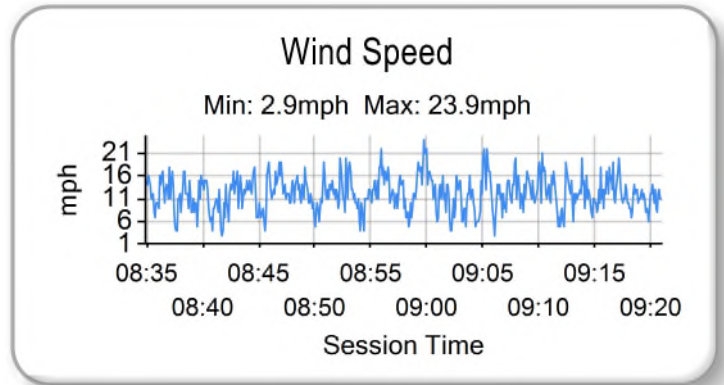
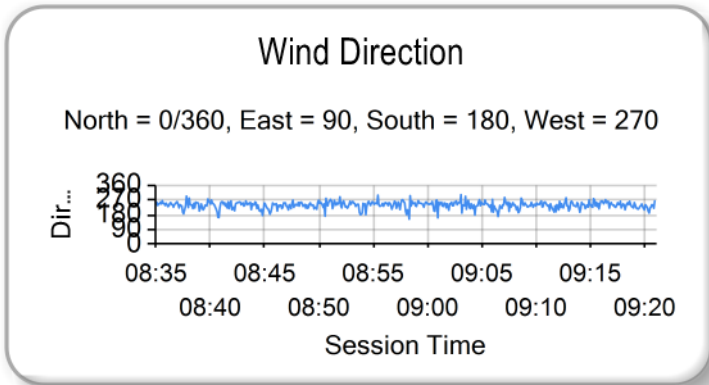
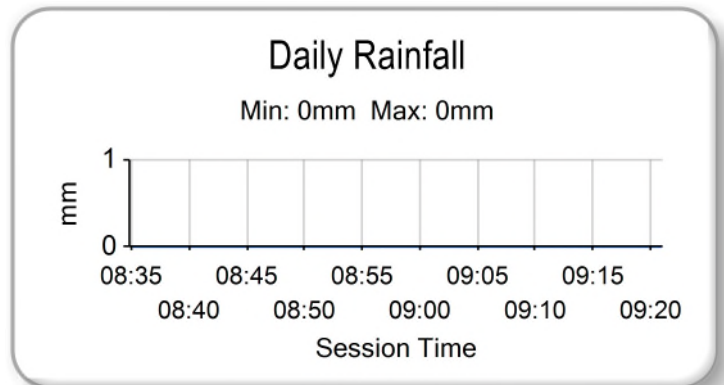
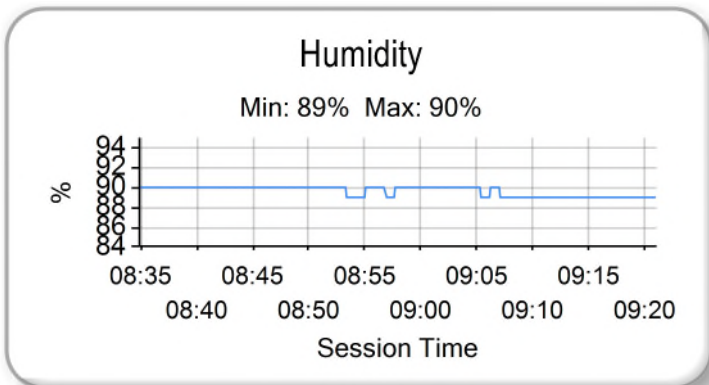
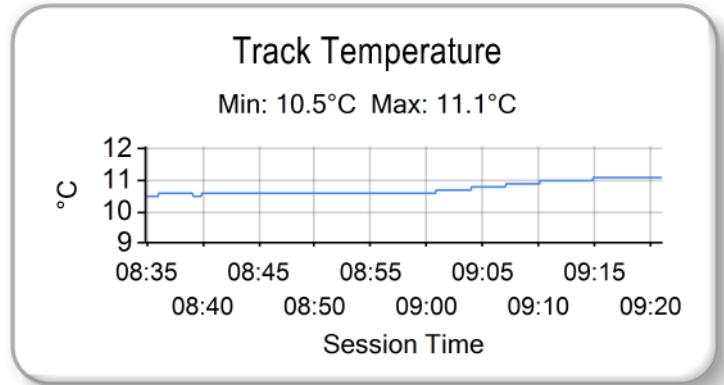
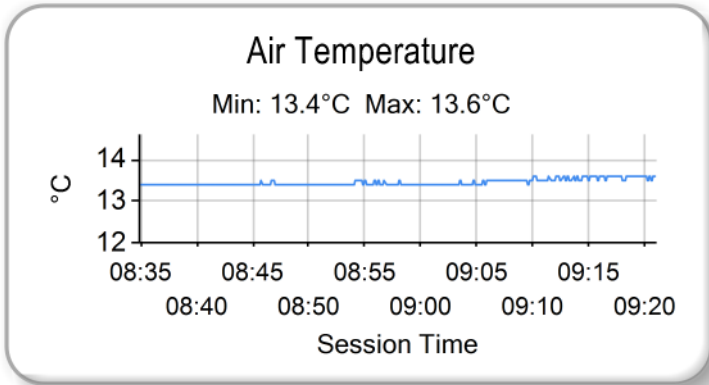
Weather / Track : Cloudy / Wet

Results can be found at www.tsl-timing.com

Brands Hatch Indy
 Circuit Length = 1.2079 miles
 Start: 09:00 Flag 09:20 End: 09:20

Printed - 09:21 Saturday, 14 November 2020

2020 Millers Olis Ginetta GT4 SuperCup
QUALIFYING - ROUND 18 - WEATHER CONDITIONS



Weather / Track : Cloudy / Wet

Results can be found at www.tsl-timing.com

Brands Hatch Indy
 Circuit Length = 1.2079 miles
 Start: 09:00 Flag 09:20 End: 09:20

Printed - 09:22 Saturday, 14 November 2020

2020 Millers Olis Ginetta GT4 SuperCup

QUALIFYING - ROUND 18 - STATISTICS

Competitors Started 15
Planned Start 2020-11-14 @ 09:00:00.000
Actual Start 2020-11-14 @ 09:00:01.493
Finish Time 2020-11-14 @ 09:20:02.853
Track Length 1.2079mi.
Total Laps 254
Total Distance Covered 306.8181mi.

Session Fastest Lap History

NO	CL	NAME	LAP TIME	TIME OF DAY	LAP	VEHICLE
57	Pro	Gus BURTON	56.566	09:02:06.615	2	Century Motorsport
92	Pro	Jamie FALVEY	56.359	09:02:08.174	2	Motion Capital Racing
78	ProAm	Colin WHITE	55.831	09:02:24.789	2	CWS Motorsport
14	Pro	Will BURNS	55.625	09:02:46.371	2	Rob Boston Racing
27	ProAm	Tom EMSON	55.123	09:02:51.668	2	Elite Motorsport
14	Pro	Will BURNS	54.783	09:03:41.232	3	Rob Boston Racing
27	ProAm	Tom EMSON	54.729	09:03:46.398	3	Elite Motorsport
54	Pro	Adam SMALLEY	54.269	09:04:40.258	4	Elite Motorsport
54	Pro	Adam SMALLEY	54.128	09:08:18.282	8	Elite Motorsport
54	Pro	Adam SMALLEY	53.849	09:16:48.067	14	Elite Motorsport

Flag History

TYPE	TIME OF DAY
GREEN	09:00:01.493
FINISH	09:20:02.853

Flag Statistics

TYPE	COUNT	TOTAL LAPS	TOTAL TIME
Green	1	20	20:56.824
Red	0	0	0.000
Safety Car	0	0	0.000
FCY	0	0	0.000

2020 Millers Olis Ginetta GT4 SuperCup
QUALIFYING - ROUND 18 - STATISTICS

CLASS : Pro

7 Starters

Fastest Lap History

NO	NAME	LAP TIME	TIME OF DAY	LAP	VEHICLE
57	Gus BURTON	56.566	09:02:06.615	2	Century Motorsport
92	Jamie FALVEY	56.359	09:02:08.174	2	Motion Capital Racing
14	Will BURNS	55.625	09:02:46.371	2	Rob Boston Racing
57	Gus BURTON	55.246	09:03:01.861	3	Century Motorsport
14	Will BURNS	54.783	09:03:41.232	3	Rob Boston Racing
54	Adam SMALLEY	54.269	09:04:40.258	4	Elite Motorsport
54	Adam SMALLEY	54.128	09:08:18.282	8	Elite Motorsport
54	Adam SMALLEY	53.849	09:16:48.067	14	Elite Motorsport

Weather / Track : Cloudy / Wet

Results can be found at www.tsl-timing.com

Page 2 of 4

Brands Hatch Indy
Circuit Length = 1.2079 miles
Start: 09:00 Flag 09:20 End: 09:20

Printed - 09:22 Saturday, 14 November 2020

2020 Millers Olis Ginetta GT4 SuperCup

QUALIFYING - ROUND 18 - STATISTICS

CLASS : ProAm

4 Starters

Fastest Lap History

NO	NAME	LAP TIME	TIME OF DAY	LAP	VEHICLE
11	Chris SALKELD	59.585	09:02:19.649	2	Century Motorsport
78	Colin WHITE	55.831	09:02:24.789	2	CWS Motorsport
27	Tom EMSON	55.123	09:02:51.668	2	Elite Motorsport
27	Tom EMSON	54.729	09:03:46.398	3	Elite Motorsport
27	Tom EMSON	54.475	09:04:40.872	4	Elite Motorsport
27	Tom EMSON	54.465	09:06:30.342	6	Elite Motorsport
27	Tom EMSON	54.423	09:09:13.998	9	Elite Motorsport

Weather / Track : Cloudy / Wet

Results can be found at www.tsl-timing.com

Page 3 of 4

Brands Hatch Indy
Circuit Length = 1.2079 miles
Start: 09:00 Flag 09:20 End: 09:20

Printed - 09:22 Saturday, 14 November 2020

2020 Millers Olis Ginetta GT4 SuperCup
QUALIFYING - ROUND 18 - STATISTICS

CLASS : Am

4 Starters

Fastest Lap History

NO	NAME	LAP TIME	TIME OF DAY	LAP	VEHICLE
19	Carl GARNETT	57.422	09:02:18.984	2	AK Motorsport
19	Carl GARNETT	56.382	09:03:15.366	3	AK Motorsport
95	Stewart LINES	55.920	09:03:28.234	3	Triple M Motorsport
19	Carl GARNETT	55.536	09:04:10.901	4	AK Motorsport
40	Nick HALSTEAD	55.528	09:06:18.214	6	Fox Motorsport
19	Carl GARNETT	55.288	09:12:49.315	11	AK Motorsport
95	Stewart LINES	55.244	09:16:41.620	15	Triple M Motorsport
19	Carl GARNETT	55.241	09:20:17.508	19	AK Motorsport

Weather / Track : Cloudy / Wet

Results can be found at www.tsl-timing.com

Page 4 of 4

Brands Hatch Indy
Circuit Length = 1.2079 miles
Start: 09:00 Flag 09:20 End: 09:20

Printed - 09:22 Saturday, 14 November 2020

2020 Millers Olis Ginetta GT4 SuperCup
ROUND 18 - GRID (30 minutes / 24 Laps)

ROW 8	15	56.988	10 Lee GOLDSMITH				
					14	55.528	40 Nick HALSTEAD
ROW 7	13	55.244	95 Stewart LINES				
					12	55.241	19 Carl GARNETT
ROW 6	11	57.354	68 Eric BOULTON				
					10	55.254	11 Chris SALKELD
ROW 5	9	55.210	78 Colin WHITE				
					8	54.423	27 Tom EMSON
ROW 4	7	55.083	99 Joe MARSHALL-BIRKS				
					6	54.664	26 Luke READE (G)
ROW 3	5	54.603	92 Jamie FALVEY				
					4	54.531	81 Tom HIBBERT
ROW 2	3	54.447	57 Gus BURTON				
					2	54.288	14 Will BURNS
ROW 1	1	53.849	54 Adam SMALLEY				
			Pole				

Brands Hatch Indy
 Circuit Length = 1.2079 miles

These results are provisional until the conclusion of any judicial and technical matters.

Clerk Of Course :	Steward :	Timekeeper :

Results can be found at www.tsl-timing.com

Printed - 09:30 Saturday, 14 November 2020



2020 Millers Olis Ginetta GT4 SuperCup

ROUND 18 - CLASSIFICATION

POS	NO	CL	PIC NAME	NAT	ENTRY	LAPS	TIME	GAP	DIFF	MPH	BEST	ON
1	54	Pro	1 Adam SMALLEY	GBR	Elite Motorsport	23	22:41.231			73.47	54.413	20
2	57	Pro	2 Gus BURTON	GBR	Century Motorsport	23	22:43.065	1.834	1.834	73.37	54.731	9
3	27	ProAm	1 Tom EMSON	GBR	Elite Motorsport	23	22:44.484	3.253	1.419	73.30	54.818	9
4	14	Pro	3 Will BURNS	GBR	Rob Boston Racing	23	22:46.726	5.495	2.242	73.18	55.205	7
5	81	Pro	4 Tom HIBBERT	GBR	Rob Boston Racing	23	22:47.389	6.158	0.663	73.14	55.292	7
6	99	Pro	5 Joe MARSHALL-BIRKS	GBR	Rob Boston Racing	23	22:51.110	9.879	3.721	72.94	55.622	12
7	78	ProAm	2 Colin WHITE	GBR	CWS Motorsport	23	22:52.657	11.426	1.547	72.86	55.872	7
8	11	ProAm	3 Chris SALKELD	GBR	Century Motorsport	23	22:53.569	12.338	0.912	72.81	55.590	8
9	26	Pro	6 Luke READE (G)	GBR	Billy Ruffian Racing with Graves Motorsport	23	22:53.892	12.661	0.323	72.79	55.711	10
10	19	Am	1 Carl GARNETT	GBR	AK Motorsport	23	22:56.118	14.887	2.226	72.68	55.763	11
11	95	Am	2 Stewart LINES	GBR	Triple M Motorsport	23	22:56.717	15.486	0.599	72.64	55.875	9
12	10	Am	3 Lee GOLDSMITH	GBR	Assetto Motorsport	22	23:08.499	1 Lap	1 Lap	68.90	57.878	8
13	68	ProAm	4 Eric BOULTON	GBR	Team HARD	22	23:10.338	1 Lap	1.839	68.81	58.774	7

NOT CLASSIFIED

DNF	40	Am	Nick HALSTEAD	GBR	Fox Motorsport	12	11:55.166	11 Laps	10 Laps	72.96	56.531	4
DNF	92	Pro	Jamie FALVEY	GBR	Motion Capital Racing	1	1:04.569	22 Laps	11 Laps	67.34	1:04.569	1

FASTEST LAP

	54	Pro	Adam SMALLEY	GBR	Elite Motorsport	20	54.413	79.91 mph	128.61 kph
	27	ProAm	Tom EMSON	GBR	Elite Motorsport	9	54.818	79.32 mph	127.66 kph
	19	Am	Carl GARNETT	GBR	AK Motorsport	11	55.763	77.98 mph	125.50 kph

Weather / Track : Cloudy / Wet

These results are provisional until the conclusion of any judicial and technical matters.

Brands Hatch Indy

Circuit Length = 1.2079 miles

Start: 13:32 Flag 13:54 End: 13:55

Clerk Of Course :	Steward :	Timekeeper :
-------------------	-----------	--------------

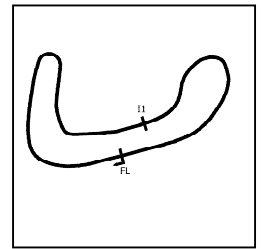
Results can be found at www.tsl-timing.com

Printed - 13:56 Saturday, 14 November 2020



2020 Millers Olis Ginetta GT4 SuperCup

ROUND 18 - SECTOR ANALYSIS



SECTOR 1 = FL to I1, SECTOR 2 = I1 to FL, DIFF = Difference To Personal Best Lap, P = Crossed Finish Line in Pit Lane, D = Time Disallowed

P1		54 Pro Adam SMALLEY			Elite Motorsport			
IDEAL LAP TIME : 54.354		BEST LAP TIME : 54.413			DIFFERENCE : 0.059			
LAP	SECTOR 1		SECTOR 2		LAP TIME	MPH	DIFF	TIME OF DAY
1 -		98.5	22.164	120.6	1:01.319	70.91	6.906	13:33:13.897
2 -	32.737	99.1	21.960	120.9	54.697	79.50	0.284	13:34:08.594
3 -	32.475	99.8	21.990	120.6	54.465 (3)	79.84	0.052	13:35:03.059
4 -	32.464	99.8	22.012	120.0	54.476	79.82	0.063	13:35:57.535
5 -	32.470	99.8	21.963	120.6	54.433 (2)	79.88	0.020	13:36:51.968
6 -	32.506	100.1	22.044	120.4	54.550	79.71	0.137	13:37:46.518
7 -	32.491	99.8	21.975	120.6	54.466	79.84	0.053	13:38:40.984
8 -	32.577	99.8	22.132	120.4	54.709	79.48	0.296	13:39:35.693
9 -	32.564	100.1	22.119	120.9	54.683	79.52	0.270	13:40:30.376
10 -	32.586	100.3	22.015	120.6	54.601	79.64	0.188	13:41:24.977
11 -	32.735	99.4	22.422	120.0	55.157	78.84	0.744	13:42:20.134
12 -	33.348	98.3	22.091	121.1	55.439	78.43	1.026	13:43:15.573
13 -	32.805	99.4	22.188	120.4	54.993	79.07	0.580	13:44:10.566
14 -	32.904	100.0	22.410	121.1	55.314	78.61	0.901	13:45:05.880
15 -	33.020	76.2	31.008	65.7	1:04.028	67.91	9.615	13:46:09.908
16 -	44.149	59.8	31.854	70.2	1:16.003	57.21	21.590	13:47:25.911
17 -	40.483	72.3	36.776	71.9	1:17.259	56.28	22.846	13:48:43.170
18 -	46.589	61.2	31.029	79.5	1:17.618	56.02	23.205	13:50:00.788
19 -	47.136	50.3	26.928	121.1	1:14.064	58.71	19.651	13:51:14.852
20 -	32.523	100.6	21.890	121.5	54.413 (1)	79.91		13:52:09.265
21 -	32.716	100.1	22.049	121.3	54.765	79.40	0.352	13:53:04.030
22 -	32.779	100.3	22.106	121.3	54.885	79.23	0.472	13:53:58.915
23 -	32.875	100.4	22.019	121.5	54.894	79.21	0.481	13:54:53.809

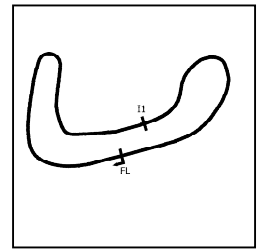
P2		57 Pro Gus BURTON			Century Motorsport			
IDEAL LAP TIME : 54.673		BEST LAP TIME : 54.731			DIFFERENCE : 0.058			
LAP	SECTOR 1		SECTOR 2		LAP TIME	MPH	DIFF	TIME OF DAY
1 -		96.8	22.476	121.7	1:03.307	68.69	8.576	13:33:15.885
2 -	33.840	99.5	22.557	118.7	56.397	77.10	1.666	13:34:12.282
3 -	32.858	99.1	22.345	119.6	55.203	78.77	0.472	13:35:07.485
4 -	32.646	98.9	22.183	119.6	54.829 (3)	79.31	0.098	13:36:02.314
5 -	32.756	98.8	22.253	120.0	55.009	79.05	0.278	13:36:57.323
6 -	32.534	99.2	22.243	119.8	54.777 (2)	79.38	0.046	13:37:52.100
7 -	32.586	99.7	22.279	119.8	54.865	79.26	0.134	13:38:46.965
8 -	32.614	98.8	22.433	119.6	55.047	78.99	0.316	13:39:42.012
9 -	32.490	99.8	22.241	120.2	54.731 (1)	79.45		13:40:36.743
10 -	32.757	99.1	22.242	120.0	54.999	79.06	0.268	13:41:31.742
11 -	32.561	99.1	22.315	120.4	54.876	79.24	0.145	13:42:26.618
12 -	33.083	96.4	23.172	118.1	56.255	77.30	1.524	13:43:22.873
13 -	32.557	99.4	22.309	120.6	54.866	79.25	0.135	13:44:17.739
14 -	32.592	99.4	22.395	120.4	54.987	79.08	0.256	13:45:12.726
15 -	33.148	87.9	25.597	78.0	58.745	74.02	4.014	13:46:11.471
16 -	44.043	64.9	31.472	68.6	1:15.515	57.58	20.784	13:47:26.986
17 -	40.617	76.7	36.593	76.3	1:17.210	56.32	22.479	13:48:44.196
18 -	47.008	56.4	30.501	82.8	1:17.509	56.10	22.778	13:50:01.705
19 -	46.689	50.1	27.250	121.1	1:13.939	58.81	19.208	13:51:15.644
20 -	32.872	99.4	22.305	120.9	55.177	78.81	0.446	13:52:10.821
21 -	32.555	99.7	22.299	120.9	54.854	79.27	0.123	13:53:05.675
22 -	32.713	99.7	22.295	121.3	55.008	79.05	0.277	13:54:00.683
23 -	32.743	99.8	22.217	120.9	54.960	79.12	0.229	13:54:55.643

Weather / Track : Cloudy / Wet

Brands Hatch Indy
Circuit Length = 1.2079 miles
Start: 13:32 Flag 13:54 End: 13:55

2020 Millers Olis Ginetta GT4 SuperCup

ROUND 18 - SECTOR ANALYSIS



SECTOR 1 = FL to I1, SECTOR 2 = I1 to FL, DIFF = Difference To Personal Best Lap, P = Crossed Finish Line in Pit Lane, D = Time Disallowed

P3 27 ProAm Tom EMSON					Elite Motorsport			
IDEAL LAP TIME : 54.818		BEST LAP TIME : 54.818		DIFFERENCE : 0.000				
LAP	SECTOR 1		SECTOR 2		LAP TIME	MPH	DIFF	TIME OF DAY
1 -		92.9	22.950	111.1	1:04.659	67.25	9.841	13:33:17.237
2 -	33.869	98.9	22.436	118.7	56.305	77.23	1.487	13:34:13.542
3 -	33.433	99.5	22.545	121.3	55.978	77.68	1.160	13:35:09.520
4 -	32.897	100.1	22.400	122.9	55.297	78.64	0.479	13:36:04.817
5 -	33.553	98.8	22.235	122.6	55.788	77.94	0.970	13:37:00.605
6 -	32.904	100.6	22.369	122.2	55.273	78.67	0.455	13:37:55.878
7 -	32.961	100.7	22.204	123.3	55.165	78.82	0.347	13:38:51.043
8 -	32.953	99.7	22.323	120.4	55.276	78.67	0.458	13:39:46.319
9 -	32.655	100.1	22.163	120.9	54.818 (1)	79.32		13:40:41.137
10 -	32.823	99.8	22.226	120.4	55.049 (2)	78.99	0.231	13:41:36.186
11 -	32.918	100.0	22.276	120.6	55.194	78.78	0.376	13:42:31.380
12 -	33.345	98.9	22.368	121.1	55.713	78.05	0.895	13:43:27.093
13 -	32.985	99.1	22.630	120.4	55.615	78.19	0.797	13:44:22.708
14 -	33.020	100.1	22.354	120.9	55.374	78.53	0.556	13:45:18.082
15 -	34.757	55.1	31.304	89.2	1:06.061	65.82	11.243	13:46:24.143
16 -	39.863	87.1	25.010	90.6	1:04.873	67.03	10.055	13:47:29.016
17 -	39.411	77.4	36.438	79.2	1:15.849	57.33	21.031	13:48:44.865
18 -	47.220	58.1	30.201	84.0	1:17.421	56.16	22.603	13:50:02.286
19 -	46.811	53.9	26.814	122.6	1:13.625	59.06	18.807	13:51:15.911
20 -	33.253	100.1	22.443	121.3	55.696	78.07	0.878	13:52:11.607
21 -	32.956	100.4	22.251	121.7	55.207	78.76	0.389	13:53:06.814
22 -	32.843	99.8	22.315	121.7	55.158	78.83	0.340	13:54:01.972
23 -	32.841	99.5	22.249	121.5	55.090 (3)	78.93	0.272	13:54:57.062

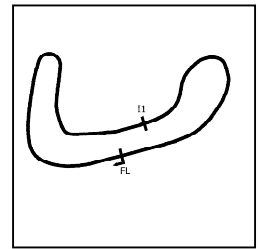
P4 14 Pro Will BURNS					Rob Boston Racing			
IDEAL LAP TIME : 55.126		BEST LAP TIME : 55.205		DIFFERENCE : 0.079				
LAP	SECTOR 1		SECTOR 2		LAP TIME	MPH	DIFF	TIME OF DAY
1 -		93.0	23.053	120.6	1:04.078	67.86	8.873	13:33:16.656
2 -	33.986	97.2	22.555	120.6	56.541	76.91	1.336	13:34:13.197
3 -	33.493	98.8	22.270	121.1	55.763	77.98	0.558	13:35:08.960
4 -	33.270	99.7	22.405	121.5	55.675	78.10	0.470	13:36:04.635
5 -	33.335	100.0	22.346	120.9	55.681	78.09	0.476	13:37:00.316
6 -	32.988	98.6	22.374	121.5	55.362 (3)	78.54	0.157	13:37:55.678
7 -	32.856	100.0	22.349	121.5	55.205 (1)	78.77		13:38:50.883
8 -	33.692	98.2	22.446	121.5	56.138	77.46	0.933	13:39:47.021
9 -	33.010	99.4	22.389	122.0	55.399	78.49	0.194	13:40:42.420
10 -	32.975	97.8	22.437	121.3	55.412	78.47	0.207	13:41:37.832
11 -	32.998	98.2	22.347	121.3	55.345 (2)	78.57	0.140	13:42:33.177
12 -	33.131	98.8	22.359	121.7	55.490	78.36	0.285	13:43:28.667
13 -	33.080	98.5	22.451	121.5	55.531	78.30	0.326	13:44:24.198
14 -	33.075	98.5	22.580	121.1	55.655	78.13	0.450	13:45:19.853
15 -	33.769	69.6	31.998	82.4	1:05.767	66.12	10.562	13:46:25.620
16 -	39.123	90.0	25.205	88.4	1:04.328	67.60	9.123	13:47:29.948
17 -	39.798	71.9	36.111	82.9	1:15.909	57.28	20.704	13:48:45.857
18 -	47.654	48.6	29.668	83.4	1:17.322	56.24	22.117	13:50:03.179
19 -	46.585	48.4	27.085	122.0	1:13.670	59.02	18.465	13:51:16.849
20 -	33.450	98.8	22.379	122.4	55.829	77.89	0.624	13:52:12.678
21 -	32.984	98.9	22.402	122.4	55.386	78.51	0.181	13:53:08.064
22 -	33.188	96.4	22.382	122.4	55.570	78.25	0.365	13:54:03.634
23 -	33.233	96.6	22.437	121.7	55.670	78.11	0.465	13:54:59.304

Weather / Track : Cloudy / Wet

Brands Hatch Indy
Circuit Length = 1.2079 miles
Start: 13:32 Flag 13:54 End: 13:55

2020 Millers Olis Ginetta GT4 SuperCup

ROUND 18 - SECTOR ANALYSIS



SECTOR 1 = FL to I1, SECTOR 2 = I1 to FL, DIFF = Difference To Personal Best Lap, P = Crossed Finish Line in Pit Lane, D = Time Disallowed

P5		81 Pro Tom HIBBERT			Rob Boston Racing			
IDEAL LAP TIME : 55.232		BEST LAP TIME : 55.292			DIFFERENCE : 0.060			
LAP	SECTOR 1		SECTOR 2		LAP TIME	MPH	DIFF	TIME OF DAY
1 -		96.6	22.798	120.2	1:03.088	68.92	7.796	13:33:15.666
2 -	33.712	97.3	24.040	115.7	57.752	75.29	2.460	13:34:13.418
3 -	33.960	96.0	22.654	120.9	56.614	76.81	1.322	13:35:10.032
4 -	33.221	97.5	22.435	121.1	55.656	78.13	0.364	13:36:05.688
5 -	33.264	98.6	22.390	121.3	55.654	78.13	0.362	13:37:01.342
6 -	33.250	97.3	22.487	121.1	55.737	78.02	0.445	13:37:57.079
7 -	32.963	99.2	22.329	121.1	55.292 (1)	78.64		13:38:52.371
8 -	33.513	98.5	22.516	120.9	56.029	77.61	0.737	13:39:48.400
9 -	33.003	97.6	22.428	121.1	55.431	78.45	0.139	13:40:43.831
10 -	33.022	98.3	22.358	121.5	55.380	78.52	0.088	13:41:39.211
11 -	33.076	98.1	22.505	121.7	55.581	78.23	0.289	13:42:34.792
12 -	33.085	99.2	22.429	122.0	55.514	78.33	0.222	13:43:30.306
13 -	32.954	98.3	22.421	121.3	55.375 (3)	78.53	0.083	13:44:25.681
14 -	33.172	99.8	22.592	121.3	55.764	77.98	0.472	13:45:21.445
15 -	34.462	67.8	30.607	83.5	1:05.069	66.83	9.777	13:46:26.514
16 -	39.054	87.7	25.179	90.8	1:04.233	67.70	8.941	13:47:30.747
17 -	39.720	73.2	36.148	87.1	1:15.868	57.31	20.576	13:48:46.615
18 -	47.571	50.5	29.703	83.4	1:17.274	56.27	21.982	13:50:03.889
19 -	46.523	50.0	26.839	121.7	1:13.362	59.27	18.070	13:51:17.251
20 -	33.427	98.2	22.691	121.7	56.118	77.49	0.826	13:52:13.369
21 -	33.018	99.1	22.563	121.7	55.581	78.23	0.289	13:53:08.950
22 -	32.903	98.1	22.390	122.6	55.293 (2)	78.64	0.001	13:54:04.243
23 -	33.276	98.3	22.448	122.0	55.724	78.03	0.432	13:54:59.967

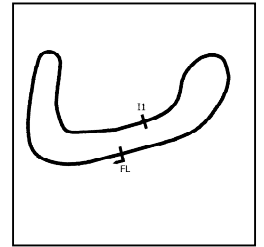
P6		99 Pro Joe MARSHALL-BIRKS			Rob Boston Racing			
IDEAL LAP TIME : 55.527		BEST LAP TIME : 55.622			DIFFERENCE : 0.095			
LAP	SECTOR 1		SECTOR 2		LAP TIME	MPH	DIFF	TIME OF DAY
1 -		88.6	23.419	114.5	1:05.445	66.44	9.823	13:33:18.023
2 -	34.947	97.2	22.784	121.5	57.731	75.32	2.109	13:34:15.754
3 -	33.754	98.1	22.868	120.6	56.622	76.80	1.000	13:35:12.376
4 -	33.881	97.6	22.525	121.1	56.406	77.09	0.784	13:36:08.782
5 -	33.555	98.2	22.476	120.4	56.031	77.61	0.409	13:37:04.813
6 -	33.468	97.3	22.565	121.1	56.033	77.60	0.411	13:38:00.846
7 -	33.422	98.1	22.449	120.9	55.871	77.83	0.249	13:38:56.717
8 -	33.366	97.2	22.597	121.3	55.963	77.70	0.341	13:39:52.680
9 -	33.404	97.8	22.493	121.3	55.897	77.79	0.275	13:40:48.577
10 -	33.498	96.4	22.546	120.9	56.044	77.59	0.422	13:41:44.621
11 -	33.352	98.3	22.362	121.1	55.714 (2)	78.05	0.092	13:42:40.335
12 -	33.212	98.6	22.410	121.1	55.622 (1)	78.18		13:43:35.957
13 -	33.819	97.1	22.710	120.6	56.529	76.92	0.907	13:44:32.486
14 -	33.250	98.1	22.746	121.1	55.996	77.65	0.374	13:45:28.482
15 -	35.654	78.5	25.089	88.7	1:00.743	71.59	5.121	13:46:29.225
16 -	40.463	85.5	24.750	107.7	1:05.213	66.68	9.591	13:47:34.438
17 -	38.165	64.4	36.182	75.0	1:14.347	58.49	18.725	13:48:48.785
18 -	47.097	48.4	30.051	82.2	1:17.148	56.36	21.526	13:50:05.933
19 -	45.909	44.5	27.346	119.8	1:13.255	59.36	17.633	13:51:19.188
20 -	33.674	98.6	22.580	122.2	56.254	77.30	0.632	13:52:15.442
21 -	33.641	98.8	22.631	122.0	56.272	77.27	0.650	13:53:11.714
22 -	33.165	98.5	22.635	121.5	55.800 (3)	77.93	0.178	13:54:07.514
23 -	33.448	96.0	22.726	120.6	56.174	77.41	0.552	13:55:03.688

Weather / Track : Cloudy / Wet

Brands Hatch Indy
Circuit Length = 1.2079 miles
Start: 13:32 Flag 13:54 End: 13:55

2020 Millers Olis Ginetta GT4 SuperCup

ROUND 18 - SECTOR ANALYSIS



SECTOR 1 = FL to I1, SECTOR 2 = I1 to FL, DIFF = Difference To Personal Best Lap, P = Crossed Finish Line in Pit Lane, D = Time Disallowed

P7 78 ProAm Colin WHITE					CWS Motorsport			
IDEAL LAP TIME : 55.663		BEST LAP TIME : 55.872		DIFFERENCE : 0.209				
LAP	SECTOR 1		SECTOR 2		LAP TIME	MPH	DIFF	TIME OF DAY
1 -		86.5	23.502	119.1	1:05.846	66.04	9.974	13:33:18.424
2 -	34.952	94.5	23.018	118.7	57.970	75.01	2.098	13:34:16.394
3 -	34.143	96.4	22.884	118.9	57.027	76.25	1.155	13:35:13.421
4 -	33.721	95.1	22.793	119.4	56.514	76.94	0.642	13:36:09.935
5 -	33.685	95.1	22.862	118.9	56.547	76.90	0.675	13:37:06.482
6 -	33.434	97.6	22.652	120.2	56.086	77.53	0.214	13:38:02.568
7 -	33.329	97.3	22.543	120.0	55.872 (1)	77.83		13:38:58.440
8 -	33.527	96.0	22.548	120.2	56.075	77.54	0.203	13:39:54.515
9 -	33.568	98.3	22.334	120.9	55.902 (3)	77.78	0.030	13:40:50.417
10 -	33.527	95.4	22.732	119.1	56.259	77.29	0.387	13:41:46.676
11 -	33.436	98.1	22.455	120.6	55.891 (2)	77.80	0.019	13:42:42.567
12 -	33.521	98.8	22.740	120.2	56.261	77.29	0.389	13:43:38.828
13 -	33.492	96.2	22.928	120.0	56.420	77.07	0.548	13:44:35.248
14 -	33.334	98.2	23.259	120.2	56.593	76.83	0.721	13:45:31.841
15 -	41.419	80.9	24.798	118.5	1:06.217	65.67	10.345	13:46:38.058
16 -	37.261	88.7	24.906	120.2	1:02.167	69.95	6.295	13:47:40.225
17 -	35.795	91.3	35.056	80.3	1:10.851	61.37	14.979	13:48:51.076
18 -	46.354	49.0	30.560	76.1	1:16.914	56.53	21.042	13:50:07.990
19 -	45.398	54.3	27.135	121.3	1:12.533	59.95	16.661	13:51:20.523
20 -	33.788	95.5	22.500	121.1	56.288	77.25	0.416	13:52:16.811
21 -	33.549	97.5	22.661	120.9	56.210	77.36	0.338	13:53:13.021
22 -	33.478	99.4	22.456	120.0	55.934	77.74	0.062	13:54:08.955
23 -	33.795	95.8	22.485	120.4	56.280	77.26	0.408	13:55:05.235

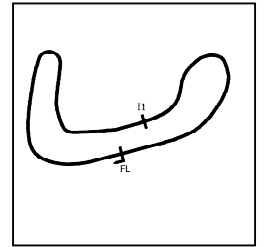
P8 11 ProAm Chris SALKELD					Century Motorsport			
IDEAL LAP TIME : 55.409		BEST LAP TIME : 55.590		DIFFERENCE : 0.181				
LAP	SECTOR 1		SECTOR 2		LAP TIME	MPH	DIFF	TIME OF DAY
1 -		88.7	23.881	118.9	1:06.861	65.03	11.271	13:33:19.439
2 -	35.004	96.1	22.977	120.0	57.981	75.00	2.391	13:34:17.420
3 -	34.455	97.6	22.751	119.1	57.206	76.01	1.616	13:35:14.626
4 -	33.706	97.9	22.964	120.0	56.670	76.73	1.080	13:36:11.296
5 -	33.462	99.1	22.969	119.1	56.431	77.06	0.841	13:37:07.727
6 -	33.424	97.2	22.648	120.2	56.072	77.55	0.482	13:38:03.799
7 -	33.403	98.6	22.848	118.7	56.251	77.30	0.661	13:39:00.050
8 -	33.083	98.5	22.507	120.4	55.590 (1)	78.22		13:39:55.640
9 -	33.079	98.1	22.763	119.6	55.842	77.87	0.252	13:40:51.482
10 -	32.902	98.5	22.784	118.9	55.686 (2)	78.09	0.096	13:41:47.168
11 -	33.365	97.2	22.807	119.6	56.172	77.41	0.582	13:42:43.340
12 -	33.115	95.4	22.922	119.8	56.037	77.60	0.447	13:43:39.377
13 -	33.133	98.2	23.035	120.6	56.168	77.42	0.578	13:44:35.545
14 -	33.313	98.3	23.256	119.4	56.569	76.87	0.979	13:45:32.114
15 -	41.951	80.7	24.907	116.5	1:06.858	65.04	11.268	13:46:38.972
16 -	37.077	80.4	25.186	117.1	1:02.263	69.84	6.673	13:47:41.235
17 -	35.274	85.7	34.998	78.9	1:10.272	61.88	14.682	13:48:51.507
18 -	46.778	47.9	30.279	75.3	1:17.057	56.43	21.467	13:50:08.564
19 -	45.149	52.5	27.258	120.9	1:12.407	60.05	16.817	13:51:20.971
20 -	33.783	97.9	22.673	121.1	56.456	77.02	0.866	13:52:17.427
21 -	33.067	100.6	23.046	120.4	56.113	77.49	0.523	13:53:13.540
22 -	33.254	96.4	22.574	121.1	55.828 (3)	77.89	0.238	13:54:09.368
23 -	33.569	98.6	23.210	118.9	56.779	76.58	1.189	13:55:06.147

Weather / Track : Cloudy / Wet

Brands Hatch Indy
Circuit Length = 1.2079 miles
Start: 13:32 Flag 13:54 End: 13:55

2020 Millers Olis Ginetta GT4 SuperCup

ROUND 18 - SECTOR ANALYSIS



SECTOR 1 = FL to I1, SECTOR 2 = I1 to FL, DIFF = Difference To Personal Best Lap, P = Crossed Finish Line in Pit Lane, D = Time Disallowed

P9 26 Pro Luke READE (G)		Billy Ruffian Racing with Graves Motorsport						
IDEAL LAP TIME : 55.689		BEST LAP TIME : 55.711		DIFFERENCE : 0.022				
LAP	SECTOR 1	SECTOR 2	LAP TIME	MPH	DIFF	TIME OF DAY		
1 -	90.5	23.826	119.8	1:06.549	65.34	10.838	13:33:19.127	
2 -	34.822 96.1	22.749	121.1	57.571	75.53	1.860	13:34:16.698	
3 -	35.361 92.3	22.800	121.1	58.161	74.76	2.450	13:35:14.859	
4 -	34.153 98.1	22.779	120.9	56.932	76.38	1.221	13:36:11.791	
5 -	33.905 97.9	22.531	121.5	56.436	77.05	0.725	13:37:08.227	
6 -	33.647 98.8	22.532	121.3	56.179	77.40	0.468	13:38:04.406	
7 -	33.605 97.2	22.499	120.4	56.104	77.50	0.393	13:39:00.510	
8 -	33.434 98.3	22.438	120.9	55.872 (3)	77.83	0.161	13:39:56.382	
9 -	33.756 97.9	22.406	121.3	56.162	77.42	0.451	13:40:52.544	
10 -	33.283	98.3	22.428	55.711 (1)	78.05		13:41:48.255	
11 -	33.435 97.9	22.424	121.1	55.859 (2)	77.84	0.148	13:42:44.114	
12 -	33.493 97.6	22.571	120.4	56.064	77.56	0.353	13:43:40.178	
13 -	33.553 98.2	22.660	120.6	56.213	77.35	0.502	13:44:36.391	
14 -	33.659 98.5	22.940	120.4	56.599	76.83	0.888	13:45:32.990	
15 -	42.194 80.1	25.500	108.0	1:07.694	64.23	11.983	13:46:40.684	
16 -	36.576 89.3	25.498	108.5	1:02.074	70.05	6.363	13:47:42.758	
17 -	36.399 84.9	33.813	71.8	1:10.212	61.93	14.501	13:48:52.970	
18 -	46.569 52.3	30.064	72.0	1:16.633	56.74	20.922	13:50:09.603	
19 -	45.226 61.4	26.606	121.7	1:11.832	60.53	16.121	13:51:21.435	
20 -	34.046 98.6	22.669	121.5	56.715	76.67	1.004	13:52:18.150	
21 -	33.350 98.3	22.656	121.7	56.006	77.64	0.295	13:53:14.156	
22 -	33.356 98.9	22.575	121.3	55.931	77.74	0.220	13:54:10.087	
23 -	33.562 97.9	22.821	120.2	56.383	77.12	0.672	13:55:06.470	

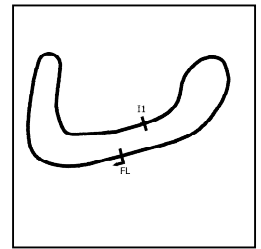
P10 19 Am Carl GARNETT		AK Motorsport						
IDEAL LAP TIME : 55.751		BEST LAP TIME : 55.763		DIFFERENCE : 0.012				
LAP	SECTOR 1	SECTOR 2	LAP TIME	MPH	DIFF	TIME OF DAY		
1 -	92.9	23.438	119.6	1:07.158	64.75	11.395	13:33:19.736	
2 -	35.386 93.7	22.664	121.5	58.050	74.91	2.287	13:34:17.786	
3 -	34.903 95.4	22.760	119.6	57.663	75.41	1.900	13:35:15.449	
4 -	34.077 96.4	22.723	120.9	56.800	76.55	1.037	13:36:12.249	
5 -	33.953 97.3	22.625	120.6	56.578	76.86	0.815	13:37:08.827	
6 -	33.461 98.3	22.685	120.6	56.146	77.45	0.383	13:38:04.973	
7 -	33.661 96.0	22.548	120.9	56.209	77.36	0.446	13:39:01.182	
8 -	33.317	97.9	22.561	55.878 (2)	77.82	0.115	13:39:57.060	
9 -	33.706 97.1	22.662	121.1	56.368	77.14	0.605	13:40:53.428	
10 -	33.512 95.5	22.642	119.8	56.154	77.44	0.391	13:41:49.582	
11 -	33.329 96.5	22.434	120.6	55.763 (1)	77.98		13:42:45.345	
12 -	33.516 97.5	22.596	120.4	56.112 (3)	77.49	0.349	13:43:41.457	
13 -	33.417 96.5	22.703	120.4	56.120	77.48	0.357	13:44:37.577	
14 -	33.772 94.9	23.120	119.6	56.892	76.43	1.129	13:45:34.469	
15 -	42.003 72.6	25.664	115.1	1:07.667	64.26	11.904	13:46:42.136	
16 -	36.398 81.5	24.906	109.4	1:01.304	70.93	5.541	13:47:43.440	
17 -	36.698 88.0	33.604	71.2	1:10.302	61.85	14.539	13:48:53.742	
18 -	46.589 53.0	30.212	70.6	1:16.801	56.62	21.038	13:50:10.543	
19 -	45.253 60.3	26.278	121.3	1:11.531	60.79	15.768	13:51:22.074	
20 -	34.047 96.8	22.780	121.3	56.827	76.52	1.064	13:52:18.901	
21 -	33.677 96.6	22.709	121.1	56.386	77.12	0.623	13:53:15.287	
22 -	33.622 97.2	22.572	121.3	56.194	77.38	0.431	13:54:11.481	
23 -	33.677 96.5	23.538	120.2	57.215	76.00	1.452	13:55:08.696	

Weather / Track : Cloudy / Wet

Brands Hatch Indy
Circuit Length = 1.2079 miles
Start: 13:32 Flag 13:54 End: 13:55

2020 Millers Olis Ginetta GT4 SuperCup

ROUND 18 - SECTOR ANALYSIS



SECTOR 1 = FL to I1, SECTOR 2 = I1 to FL, DIFF = Difference To Personal Best Lap, P = Crossed Finish Line in Pit Lane, D = Time Disallowed

P11 95 Am Stewart LINES		Triple M Motorsport					
IDEAL LAP TIME : 55.656		BEST LAP TIME : 55.875		DIFFERENCE : 0.219			
LAP	SECTOR 1	SECTOR 2		LAP TIME	MPH	DIFF	TIME OF DAY
1 -	88.8	23.643	120.2	1:07.838	64.10	11.963	13:33:20.416
2 -	35.202 96.2	23.205	119.4	58.407	74.45	2.532	13:34:18.823
3 -	34.584 97.6	22.794	121.1	57.378	75.78	1.503	13:35:16.201
4 -	33.997 97.9	22.893	120.0	56.890	76.43	1.015	13:36:13.091
5 -	33.938 97.5	22.794	119.8	56.732	76.65	0.857	13:37:09.823
6 -	33.782 97.8	22.577	119.6	56.359	77.15	0.484	13:38:06.182
7 -	33.443 97.3	22.733	119.8	56.176	77.41	0.301	13:39:02.358
8 -	33.360 98.8	22.737	119.8	56.097	77.51	0.222	13:39:58.455
9 -	33.442 97.3	22.433	120.0	55.875 (1)	77.82		13:40:54.330
10 -	33.223 97.2	22.761	120.0	55.984 (2)	77.67	0.109	13:41:50.314
11 -	33.587 97.3	22.512	120.0	56.099	77.51	0.224	13:42:46.413
12 -	33.495 98.1	22.673	119.8	56.168	77.42	0.293	13:43:42.581
13 -	33.458 98.3	22.809	120.0	56.267	77.28	0.392	13:44:38.848
14 -	33.534 98.1	22.965	117.7	56.499	76.96	0.624	13:45:35.347
15 -	43.599 79.9	25.740	112.4	1:09.339	62.71	13.464	13:46:44.686
16 -	36.204 88.4	24.799	113.5	1:01.003	71.28	5.128	13:47:45.689
17 -	36.295 95.5	33.377	79.3	1:09.672	62.41	13.797	13:48:55.361
18 -	46.572 62.0	30.249	57.2	1:16.821	56.60	20.946	13:50:12.182
19 -	45.299 59.1	26.626	118.5	1:11.925	60.46	16.050	13:51:24.107
20 -	33.439 99.1	22.912	119.4	56.351	77.16	0.476	13:52:20.458
21 -	33.543 98.3	22.743	120.6	56.286	77.25	0.411	13:53:16.744
22 -	33.806 96.0	22.719	120.9	56.525	76.93	0.650	13:54:13.269
23 -	33.443 98.5	22.583	120.9	56.026 (3)	77.61	0.151	13:55:09.295

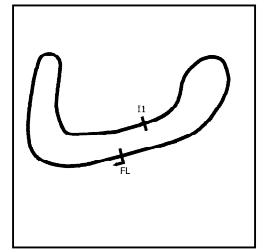
P12 10 Am Lee GOLDSMITH		Assetto Motorsport					
IDEAL LAP TIME : 57.878		BEST LAP TIME : 57.878		DIFFERENCE : 0.000			
LAP	SECTOR 1	SECTOR 2		LAP TIME	MPH	DIFF	TIME OF DAY
1 -	88.1	24.195	116.3	1:11.264	61.02	13.386	13:33:23.842
2 -	36.105 89.1	24.327	117.5	1:00.432	71.95	2.554	13:34:24.274
3 -	35.537 94.7	23.933	117.7	59.470	73.12	1.592	13:35:23.744
4 -	35.614 93.9	23.574	117.9	59.188	73.47	1.310	13:36:22.932
5 -	35.581 95.0	23.435	118.9	59.016	73.68	1.138	13:37:21.948
6 -	34.724 96.6	23.710	117.9	58.434 (2)	74.41	0.556	13:38:20.382
7 -	35.136 96.4	23.516	118.5	58.652 (3)	74.14	0.774	13:39:19.034
8 -	34.497 97.5	23.381	118.5	57.878 (1)	75.13		13:40:16.912
9 -	34.907 97.3	23.765	117.7	58.672	74.11	0.794	13:41:15.584
10 -	36.299 94.9	23.692	119.6	59.991	72.48	2.113	13:42:15.575
11 -	53.174 77.8	24.605	117.7	1:17.779	55.90	19.901	13:43:33.354
12 -	35.654 92.0	23.943	117.3	59.597	72.96	1.719	13:44:32.951
13 -	36.255 80.3	25.890	111.4	1:02.145	69.97	4.267	13:45:35.096
14 -	43.261 76.4	25.242	118.5	1:08.503	63.48	10.625	13:46:43.599
15 -	36.901 89.7	24.382	118.5	1:01.283	70.95	3.405	13:47:44.882
16 -	36.159 91.9	33.307	81.0	1:09.466	62.60	11.588	13:48:54.348
17 -	46.756 56.9	30.378	61.3	1:17.134	56.37	19.256	13:50:11.482
18 -	45.085 56.5	27.223	115.5	1:12.308	60.14	14.430	13:51:23.790
19 -	35.711 96.8	23.704	119.6	59.415	73.19	1.537	13:52:23.205
20 -	34.967 95.1	23.747	120.0	58.714	74.06	0.836	13:53:21.919
21 -	35.946 91.3	23.928	118.7	59.874	72.62	1.996	13:54:21.793
22 -	35.471 94.3	23.813	118.3	59.284	73.35	1.406	13:55:21.077

Weather / Track : Cloudy / Wet

Brands Hatch Indy
Circuit Length = 1.2079 miles
Start: 13:32 Flag 13:54 End: 13:55

2020 Millers Olis Ginetta GT4 SuperCup

ROUND 18 - SECTOR ANALYSIS



SECTOR 1 = FL to I1, SECTOR 2 = I1 to FL, DIFF = Difference To Personal Best Lap, P = Crossed Finish Line in Pit Lane, D = Time Disallowed

P13 68 ProAm Eric BOULTON					Team HARD			
IDEAL LAP TIME : 58.720		BEST LAP TIME : 58.774		DIFFERENCE : 0.054				
LAP	SECTOR 1		SECTOR 2		LAP TIME	MPH	DIFF	TIME OF DAY
1 -		81.9	24.737	115.9	1:12.504	59.97	13.730	13:33:25.082
2 -	36.758	93.0	23.702	118.5	1:00.460	71.92	1.686	13:34:25.542
3 -	36.054	92.6	23.880	118.3	59.934	72.55	1.160	13:35:25.476
4 -	35.943	95.4	23.686	117.7	59.629	72.92	0.855	13:36:25.105
5 -	35.280	95.7	23.715	118.7	58.995 (2)	73.71	0.221	13:37:24.100
6 -	35.372	95.8	23.684	118.5	59.056 (3)	73.63	0.282	13:38:23.156
7 -	35.334	92.9	23.440	117.3	58.774 (1)	73.98		13:39:21.930
8 -	35.709	93.9	23.772	116.3	59.481	73.10	0.707	13:40:21.411
9 -	35.588	93.5	23.901	117.7	59.489	73.09	0.715	13:41:20.900
10 -	35.585	94.6	24.269	117.1	59.854	72.65	1.080	13:42:20.754
11 -	37.977	88.6	24.657	114.1	1:02.634	69.42	3.860	13:43:23.388
12 -	35.578	91.1	24.118	117.9	59.696	72.84	0.922	13:44:23.084
13 -	36.683	92.4	24.298	118.1	1:00.981	71.31	2.207	13:45:24.065
14 -	36.231	85.9	27.583	73.4	1:03.814	68.14	5.040	13:46:27.879
15 -	40.929	84.5	24.723	107.8	1:05.652	66.23	6.878	13:47:33.531
16 -	38.246	72.6	36.063	81.8	1:14.309	58.52	15.535	13:48:47.840
17 -	47.360	46.7	29.637	88.5	1:16.997	56.47	18.223	13:50:04.837
18 -	46.422	46.0	28.102	115.7	1:14.524	58.35	15.750	13:51:19.361
19 -	37.243	96.1	24.154	118.1	1:01.397	70.82	2.623	13:52:20.758
20 -	36.530	93.7	23.797	117.7	1:00.327	72.08	1.553	13:53:21.085
21 -	37.136	81.5	24.225	118.5	1:01.361	70.86	2.587	13:54:22.446
22 -	36.233	95.4	24.237	117.3	1:00.470	71.91	1.696	13:55:22.916

P14 40 Am Nick HALSTEAD					Fox Motorsport			
IDEAL LAP TIME : 56.336		BEST LAP TIME : 56.531		DIFFERENCE : 0.195				
LAP	SECTOR 1		SECTOR 2		LAP TIME	MPH	DIFF	TIME OF DAY
1 -		96.5	23.428	117.7	1:27.505	49.69	30.974	13:33:40.083
2 -	34.258	97.6	23.335	117.5	57.593	75.50	1.062	13:34:37.676
3 -	34.164	96.4	23.304	117.3	57.468	75.67	0.937	13:35:35.144
4 -	33.723	97.5	22.808	117.9	56.531 (1)	76.92		13:36:31.675
5 -	33.733	97.2	22.881	117.9	56.614 (2)	76.81	0.083	13:37:28.289
6 -	33.803	97.8	23.000	118.1	56.803	76.55	0.272	13:38:25.092
7 -	33.740	95.3	23.522	117.5	57.262	75.94	0.731	13:39:22.354
8 -	34.817	97.8	22.957	118.5	57.774	75.26	1.243	13:40:20.128
9 -	33.655	98.2	23.001	118.1	56.656 (3)	76.75	0.125	13:41:16.784
10 -	34.348	96.9	22.891	118.3	57.239	75.97	0.708	13:42:14.023
11 -	33.868	94.7	23.022	117.9	56.890	76.43	0.359	13:43:10.913
12 -	33.679	98.6	23.152	117.3	56.831	76.51	0.300	13:44:07.744

P15 92 Pro Jamie FALVEY					Motion Capital Racing			
IDEAL LAP TIME :		BEST LAP TIME : 1:04.569		DIFFERENCE :				
LAP	SECTOR 1		SECTOR 2		LAP TIME	MPH	DIFF	TIME OF DAY
1 -		92.3	23.340	112.7	1:04.569 (1)	67.34		13:33:17.147

Weather / Track : Cloudy / Wet

Brands Hatch Indy
Circuit Length = 1.2079 miles
Start: 13:32 Flag 13:54 End: 13:55

2020 Millers Olis Ginetta GT4 SuperCup

ROUND 18 - BEST SPEEDS

INTERMEDIATE 1				FINISH LINE		
POS	NO	NAME	MPH	NO	NAME	MPH
1	27	EMSON	100.7	27	EMSON	123.3
2	54	SMALLEY	100.6	81	HIBBERT	122.6
3	11	SALKELD	100.6	14	BURNS	122.4
4	14	BURNS	100.0	99	MARSHALL-BIRKS	122.2
5	57	BURTON	99.8	57	BURTON	121.7
6	81	HIBBERT	99.8	26	READE (G)	121.7
7	78	WHITE	99.4	54	SMALLEY	121.5
8	95	LINES	99.1	19	GARNETT	121.5
9	26	READE (G)	98.9	78	WHITE	121.3
10	99	MARSHALL-BIRKS	98.8	11	SALKELD	121.1
11	40	HALSTEAD	98.6	95	LINES	121.1
12	19	GARNETT	98.3	10	GOLDSMITH	120.0
13	10	GOLDSMITH	97.5	68	BOULTON	118.7
14	68	BOULTON	96.1	40	HALSTEAD	118.5
15	92	FALVEY	92.3	92	FALVEY	112.7

Weather / Track : Cloudy / Wet

Results can be found at www.tsl-timing.com

Brands Hatch Indy
Circuit Length = 1.2079 miles
Start: 13:32 Flag 13:54 End: 13:55

Printed - 13:55 Saturday, 14 November 2020

2020 Millers Olis Ginetta GT4 SuperCup

ROUND 18 - BEST SECTORS

SECTOR 1			SECTOR 2			IDEAL / BEST COMPARISON						
POS	NO	NAME	TIME	NO	NAME	TIME	POS	NO	NAME	IDEAL	BEST	DIFF
									PERFECT LAP	54.354		
1	54	SMALLEY	32.464	54	SMALLEY	21.890	1	54	SMALLEY	54.354	54.413	0.059
2	57	BURTON	32.490	27	EMSON	22.163	2	57	BURTON	54.673	54.731	0.058
3	27	EMSON	32.655	57	BURTON	22.183	3	27	EMSON	54.818	54.818	0.000
4	14	BURNS	32.856	14	BURNS	22.270	4	14	BURNS	55.126	55.205	0.079
5	11	SALKELD	32.902	81	HIBBERT	22.329	5	81	HIBBERT	55.232	55.292	0.060
6	81	HIBBERT	32.903	78	WHITE	22.334	6	11	SALKELD	55.409	55.590	0.181
7	99	MARSHALL-BIRKS	33.165	99	MARSHALL-BIRKS	22.362	7	99	MARSHALL-BIRKS	55.527	55.622	0.095
8	95	LINES	33.223	26	READE (G)	22.406	8	95	LINES	55.656	55.875	0.219
9	26	READE (G)	33.283	95	LINES	22.433	9	78	WHITE	55.663	55.872	0.209
10	19	GARNETT	33.317	19	GARNETT	22.434	10	26	READE (G)	55.689	55.711	0.022
11	78	WHITE	33.329	11	SALKELD	22.507	11	19	GARNETT	55.751	55.763	0.012
12	40	HALSTEAD	33.528	40	HALSTEAD	22.808	12	40	HALSTEAD	56.336	56.531	0.195
13	10	GOLDSMITH	34.497	92	FALVEY	23.340	13	10	GOLDSMITH	57.878	57.878	0.000
14	68	BOULTON	35.280	10	GOLDSMITH	23.381	14	68	BOULTON	58.720	58.774	0.054
15				68	BOULTON	23.440	15	92	FALVEY		1:04.569	

Weather / Track : Cloudy / Wet

Results can be found at www.tsl-timing.com

Brands Hatch Indy
 Circuit Length = 1.2079 miles
 Start: 13:32 Flag 13:54 End: 13:55

Printed - 13:55 Saturday, 14 November 2020

2020 Millers Olis Ginetta GT4 SuperCup

ROUND 18 - LAP CHART

LAP 1 @ 13:33:13.897			LAP 2 @ 13:34:08.594			LAP 3 @ 13:35:03.059			LAP 4 @ 13:35:57.535			LAP 5 @ 13:36:51.968		
NO	BEHIND	LAP TIME	NO	BEHIND	LAP TIME	NO	BEHIND	LAP TIME	NO	BEHIND	LAP TIME	NO	BEHIND	LAP TIME
54		1:01.319	54		54.697	54		54.465	54		54.476	54		54.433
81	1.769	1:03.088	57	3.688	56.397	57	4.426	55.203	57	4.779	54.829	57	5.355	55.009
57	1.988	1:03.307	14	4.603	56.541	14	5.901	55.763	14	7.100	55.675	14	8.348	55.681
14	2.759	1:04.078	81	4.824	57.752	27	6.461	55.978	27	7.282	55.297	27	8.637	55.788
92	3.250	1:04.569	27	4.948	56.305	81	6.973	56.614	81	8.153	55.656	81	9.374	55.654
27	3.340	1:04.659	99	7.160	57.731	99	9.317	56.622	99	11.247	56.406	99	12.845	56.031
99	4.126	1:05.445	78	7.800	57.970	78	10.362	57.027	78	12.400	56.514	78	14.514	56.547
78	4.527	1:05.846	26	8.104	57.571	11	11.567	57.206	11	13.761	56.670	11	15.759	56.431
26	5.230	1:06.549	11	8.826	57.981	26	11.800	58.161	26	14.256	56.932	26	16.259	56.436
11	5.542	1:06.861	19	9.192	58.050	19	12.390	57.663	19	14.714	56.800	19	16.859	56.578
19	5.839	1:07.158	95	10.229	58.407	95	13.142	57.378	95	15.556	56.890	95	17.855	56.732
95	6.519	1:07.838	10	15.680	1:00.432	10	20.685	59.470	10	25.397	59.188	10	29.980	59.016
10	9.945	1:11.264	68	16.948	1:00.460	68	22.417	59.934	68	27.570	59.629	68	32.132	58.995
68	11.185	1:12.504	40	29.082	57.593	40	32.085	57.468	40	34.140	56.531	40	36.321	56.614
40	26.186	1:27.505												

Weather / Track : Cloudy / Wet

2020 Millers Olis Ginetta GT4 SuperCup

ROUND 18 - LAP CHART

LAP 6 @ 13:37:46.518			LAP 7 @ 13:38:40.984			LAP 8 @ 13:39:35.693			LAP 9 @ 13:40:30.376			LAP 10 @ 13:41:24.977		
NO	BEHIND	LAP TIME	NO	BEHIND	LAP TIME	NO	BEHIND	LAP TIME	NO	BEHIND	LAP TIME	NO	BEHIND	LAP TIME
54		54.550	54		54.466	54		54.709	54		54.683	54		54.601
57	5.582	54.777	57	5.981	54.865	57	6.319	55.047	57	6.367	54.731	57	6.765	54.999
14	9.160	55.362	14	9.899	55.205	27	10.626	55.276	27	10.761	54.818	27	11.209	55.049
27	9.360	55.273	27	10.059	55.165	14	11.328	56.138	14	12.044	55.399	14	12.855	55.412
81	10.561	55.737	81	11.387	55.292	81	12.707	56.029	81	13.455	55.431	81	14.234	55.380
99	14.328	56.033	99	15.733	55.871	99	16.987	55.963	99	18.201	55.897	99	19.644	56.044
78	16.050	56.086	78	17.456	55.872	78	18.822	56.075	78	20.041	55.902	78	21.699	56.259
11	17.281	56.072	11	19.066	56.251	11	19.947	55.590	11	21.106	55.842	11	22.191	55.686
26	17.888	56.179	26	19.526	56.104	26	20.689	55.872	26	22.168	56.162	26	23.278	55.711
19	18.455	56.146	19	20.198	56.209	19	21.367	55.878	19	23.052	56.368	19	24.605	56.154
95	19.664	56.359	95	21.374	56.176	95	22.762	56.097	95	23.954	55.875	95	25.337	55.984
10	33.864	58.434	10	38.050	58.652	10	41.219	57.878	10	45.208	58.672	40	49.046	57.239
68	36.638	59.056	68	40.946	58.774	40	44.435	57.774	40	46.408	56.656	10	50.598	59.991
40	38.574	56.803	40	41.370	57.262	68	45.718	59.481	68	50.524	59.489			

Weather / Track : Cloudy / Wet

2020 Millers Olis Ginetta GT4 SuperCup

ROUND 18 - LAP CHART

LAP 11 @ 13:42:20.134			LAP 12 @ 13:43:15.573			LAP 13 @ 13:44:10.566			LAP 14 @ 13:45:05.880			LAP 15 @ 13:46:09.908		
NO	BEHIND	LAP TIME	NO	BEHIND	LAP TIME	NO	BEHIND	LAP TIME	NO	BEHIND	LAP TIME	NO	BEHIND	LAP TIME
54		55.157	54		55.439	54		54.993	54		55.314	54		1:04.028
68	1 Lap	59.854	57	7.300	56.255	57	7.173	54.866	57	6.846	54.987	57	1.563	58.745
57	6.484	54.876	68	1 Lap	1:02.634	27	12.142	55.615	27	12.202	55.374	27	14.235	1:06.061
27	11.246	55.194	27	11.520	55.713	68	1 Lap	59.696	14	13.973	55.655	14	15.712	1:05.767
14	13.043	55.345	14	13.094	55.490	14	13.632	55.531	81	15.565	55.764	81	16.606	1:05.069
81	14.658	55.581	81	14.733	55.514	81	15.115	55.375	68	1 Lap	1:00.981	68	1 Lap	1:03.814
99	20.201	55.714	10	1 Lap	1:17.779	99	21.920	56.529	99	22.602	55.996	99	19.317	1:00.743
78	22.433	55.891	99	20.384	55.622	10	1 Lap	59.597	78	25.961	56.593	78	28.150	1:06.217
11	23.206	56.172	78	23.255	56.261	78	24.682	56.420	11	26.234	56.569	11	29.064	1:06.858
26	23.980	55.859	11	23.804	56.037	11	24.979	56.168	26	27.110	56.599	26	30.776	1:07.694
19	25.211	55.763	26	24.605	56.064	26	25.825	56.213	19	28.589	56.892	19	32.228	1:07.667
95	26.279	56.099	19	25.884	56.112	19	27.011	56.120	10	1 Lap	1:02.145	10	1 Lap	1:08.503
40	50.779	56.890	95	27.008	56.168	95	28.282	56.267	95	29.467	56.499	95	34.778	1:09.339
			40	52.171	56.831									

Weather / Track : Cloudy / Wet

2020 Millers Olis Ginetta GT4 SuperCup

ROUND 18 - LAP CHART

LAP 16 @ 13:47:25.911			LAP 17 @ 13:48:43.170			LAP 18 @ 13:50:00.788			LAP 19 @ 13:51:14.852			LAP 20 @ 13:52:09.265		
NO	BEHIND	LAP TIME	NO	BEHIND	LAP TIME	NO	BEHIND	LAP TIME	NO	BEHIND	LAP TIME	NO	BEHIND	LAP TIME
54		1:16.003	54		1:17.259	54		1:17.618	54		1:14.064	54		54.413
57	1.075	1:15.515	57	1.026	1:17.210	57	0.917	1:17.509	57	0.792	1:13.939	57	1.556	55.177
27	3.105	1:04.873	27	1.695	1:15.849	27	1.498	1:17.421	27	1.059	1:13.625	27	2.342	55.696
14	4.037	1:04.328	14	2.687	1:15.909	14	2.391	1:17.322	14	1.997	1:13.670	14	3.413	55.829
81	4.836	1:04.233	81	3.445	1:15.868	81	3.101	1:17.274	81	2.399	1:13.362	81	4.104	56.118
68	1 Lap	1:05.652	68	1 Lap	1:14.309	68	1 Lap	1:16.997	99	4.336	1:13.255	99	6.177	56.254
99	8.527	1:05.213	99	5.615	1:14.347	99	5.145	1:17.148	68	1 Lap	1:14.524	78	7.546	56.288
78	14.314	1:02.167	78	7.906	1:10.851	78	7.202	1:16.914	78	5.671	1:12.533	11	8.162	56.456
11	15.324	1:02.263	11	8.337	1:10.272	11	7.776	1:17.057	11	6.119	1:12.407	26	8.885	56.715
26	16.847	1:02.074	26	9.800	1:10.212	26	8.815	1:16.633	26	6.583	1:11.832	19	9.636	56.827
19	17.529	1:01.304	19	10.572	1:10.302	19	9.755	1:16.801	19	7.222	1:11.531	95	11.193	56.351
10	1 Lap	1:01.283	10	1 Lap	1:09.466	10	1 Lap	1:17.134	10	1 Lap	1:12.308	68	1 Lap	1:01.397
95	19.778	1:01.003	95	12.191	1:09.672	95	11.394	1:16.821	95	9.255	1:11.925	10	1 Lap	59.415

Weather / Track : Cloudy / Wet

2020 Millers Olis Ginetta GT4 SuperCup
ROUND 18 - LAP CHART

LAP 21 @ 13:53:04.030			LAP 22 @ 13:53:58.915			LAP 23 @ 13:54:53.809		
NO	BEHIND	LAP TIME	NO	BEHIND	LAP TIME	NO	BEHIND	LAP TIME
54		54.765	54		54.885	54		54.894
57	1.645	54.854	57	1.768	55.008	57	1.834	54.960
27	2.784	55.207	27	3.057	55.158	27	3.253	55.090
14	4.034	55.386	14	4.719	55.570	14	5.495	55.670
81	4.920	55.581	81	5.328	55.293	81	6.158	55.724
99	7.684	56.272	99	8.599	55.800	99	9.879	56.174
78	8.991	56.210	78	10.040	55.934	78	11.426	56.280
11	9.510	56.113	11	10.453	55.828	11	12.338	56.779
26	10.126	56.006	26	11.172	55.931	26	12.661	56.383
19	11.257	56.386	19	12.566	56.194	19	14.887	57.215
95	12.714	56.286	95	14.354	56.525	95	15.486	56.026
68	1 Lap	1:00.327	10	1 Lap	59.874	10	1 Lap	59.284
10	1 Lap	58.714	68	1 Lap	1:01.361	68	1 Lap	1:00.470

Weather / Track : Cloudy / Wet

2020 Millers Olis Ginetta GT4 SuperCup

ROUND 18 - POSITION CHART

No	Name	Lap																							
		Pos	1	2	3	4	5	6	7	8	9	10	11	12	13	14	15	16	17	18	19	20	21	22	23
54	SMALLEY	1	54	54	54	54	54	54	54	54	54	54	54	54	54	54	54	54	54	54	54	54	54	54	54
14	BURNS	2	81	57	57	57	57	57	57	57	57	57	57	57	57	57	57	57	57	57	57	57	57	57	57
57	BURTON	3	57	14	14	14	14	14	14	14	27	27	27	27	27	27	27	27	27	27	27	27	27	27	27
81	HIBBERT	4	14	81	27	27	27	27	27	27	14	14	14	14	14	14	14	14	14	14	14	14	14	14	14
92	FALVEY	5	92	27	81	81	81	81	81	81	81	81	81	81	81	81	81	81	81	81	81	81	81	81	81
26	READE (G)	6	27	99	99	99	99	99	99	99	99	99	99	99	99	99	99	99	99	99	99	99	99	99	99
99	MARSHALL-BIRKS	7	99	78	78	78	78	78	78	78	78	78	78	78	78	78	78	78	78	78	78	78	78	78	78
27	EMSON	8	78	26	11	11	11	11	11	11	11	11	11	11	11	11	11	11	11	11	11	11	11	11	11
78	WHITE	9	26	11	26	26	26	26	26	26	26	26	26	26	26	26	26	26	26	26	26	26	26	26	26
11	SALKELD	10	11	19	19	19	19	19	19	19	19	19	19	19	19	19	19	19	19	19	19	19	19	19	19
68	BOULTON	11	19	95	95	95	95	95	95	95	95	95	95	95	95	95	95	95	95	95	95	95	95	95	95
19	GARNETT	12	95	10	10	10	10	10	10	10	10	10	40	40	40	40	68	68	68	68	68	68	68	10	10
95	LINES	13	10	68	68	68	68	68	68	68	40	40	10	68	68	10	10	10	10	10	10	10	10	68	68
40	HALSTEAD	14	68	40	40	40	40	40	40	40	68	68	68	10	10										
10	GOLDSMITH	15	40																						

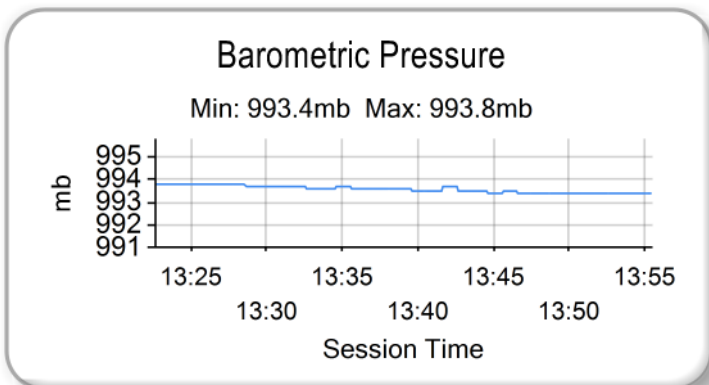
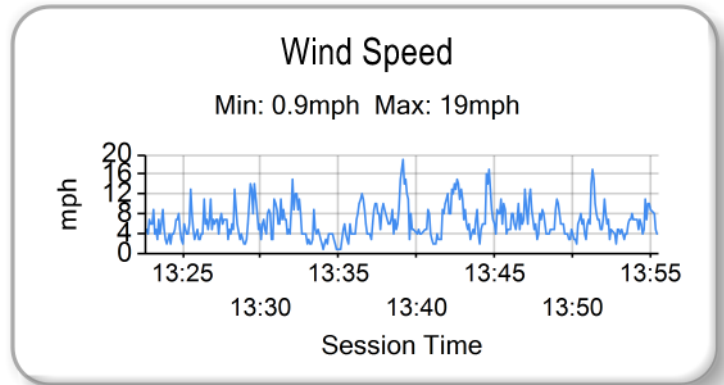
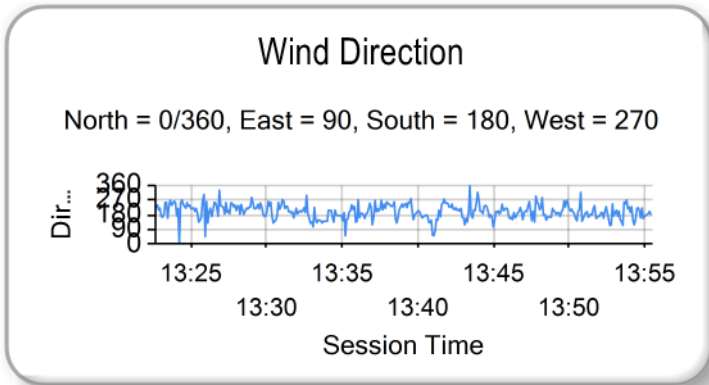
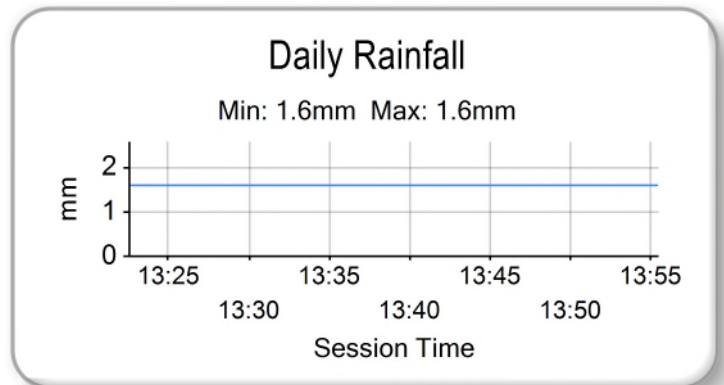
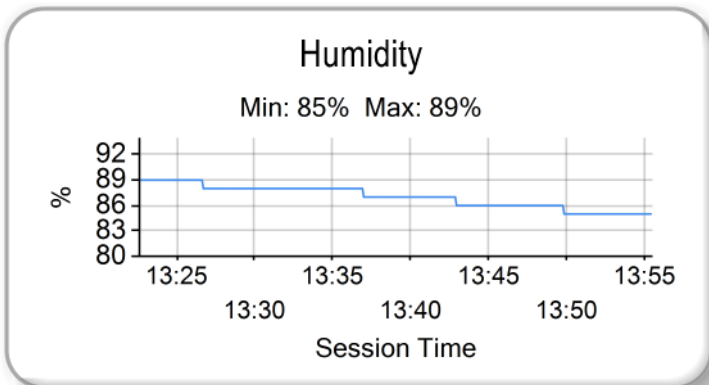
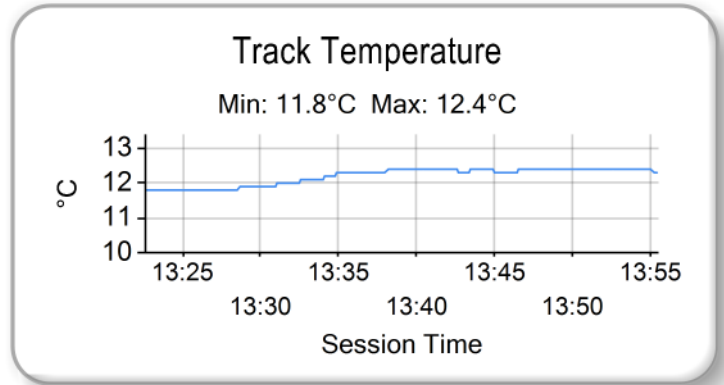
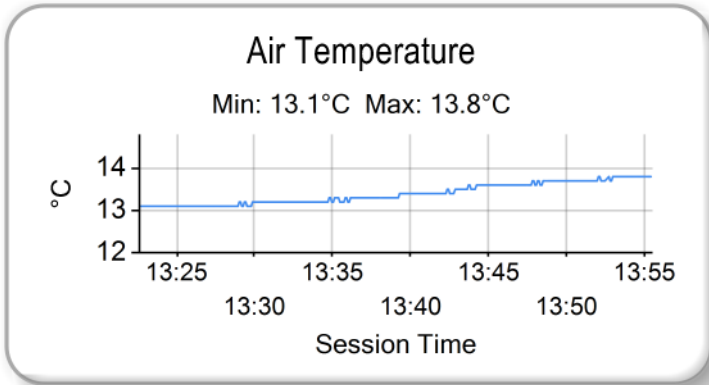
Weather / Track : Cloudy / Wet

Results can be found at www.tsl-timing.com

Brands Hatch Indy
 Circuit Length = 1.2079 miles
 Start: 13:32 Flag 13:54 End: 13:55

Printed - 13:56 Saturday, 14 November 2020

2020 Millers Olis Ginetta GT4 SuperCup
ROUND 18 - WEATHER CONDITIONS



Weather / Track : Cloudy / Wet

Results can be found at www.tsl-timing.com

Brands Hatch Indy
 Circuit Length = 1.2079 miles
 Start: 13:32 Flag 13:54 End: 13:55

Printed - 13:57 Saturday, 14 November 2020

2020 Millers Olis Ginetta GT4 SuperCup

ROUND 18 - STATISTICS

Competitors Started 15
Planned Start 2020-11-14 @ 13:15:00.000
Actual Start 2020-11-14 @ 13:32:12.577
Finish Time 2020-11-14 @ 13:54:51.892
Track Length 1.2079mi.
Total Laps 310
Total Distance Covered 374.4631mi.

Session Fastest Lap History

NO	CL	NAME	LAP TIME	TIME OF DAY	LAP	VEHICLE
54	Pro	Adam SMALLEY	1:01.319	13:33:13.915	1	Elite Motorsport
54	Pro	Adam SMALLEY	54.697	13:34:08.613	2	Elite Motorsport
54	Pro	Adam SMALLEY	54.465	13:35:03.077	3	Elite Motorsport
54	Pro	Adam SMALLEY	54.433	13:36:51.987	5	Elite Motorsport
54	Pro	Adam SMALLEY	54.413	13:52:09.283	20	Elite Motorsport

Session Leader History

NO	CL	NAME	FROM LAP	LAPS LED	DISTANCE	VEHICLE
54	Pro	Adam SMALLEY	1	23	27.78 miles	Elite Motorsport

Flag History

TYPE	TIME OF DAY
GREEN	13:32:12.577
SAFETY	13:45:29.771
GREEN	13:51:12.482
FINISH	13:54:51.892

Flag Statistics

TYPE	COUNT	TOTAL LAPS	TOTAL TIME
Green	2	19	17:29.900
Red	0	0	0.000
Safety Car	1	4	5:42.711
FCY	0	0	0.000

2020 Millers Olis Ginetta GT4 SuperCup

ROUND 18 - STATISTICS

CLASS : Pro

7 Starters

Fastest Lap History

NO	NAME	LAP TIME	TIME OF DAY	LAP	VEHICLE
54	Adam SMALLEY	1:01.319	13:33:13.915	1	Elite Motorsport
54	Adam SMALLEY	54.697	13:34:08.613	2	Elite Motorsport
54	Adam SMALLEY	54.465	13:35:03.077	3	Elite Motorsport
54	Adam SMALLEY	54.433	13:36:51.987	5	Elite Motorsport
54	Adam SMALLEY	54.413	13:52:09.283	20	Elite Motorsport

Leader History

NO	NAME	FROM LAP	LAPS LED	DISTANCE	VEHICLE
54	Adam SMALLEY	1	23	27.78 miles	Elite Motorsport

2020 Millers Olis Ginetta GT4 SuperCup

ROUND 18 - STATISTICS

CLASS : ProAm

4 Starters

Fastest Lap History

NO	NAME	LAP TIME	TIME OF DAY	LAP	VEHICLE
27	Tom EMSON	1:04.659	13:33:17.237	1	Elite Motorsport
27	Tom EMSON	56.305	13:34:13.542	2	Elite Motorsport
27	Tom EMSON	55.978	13:35:09.520	3	Elite Motorsport
27	Tom EMSON	55.297	13:36:04.817	4	Elite Motorsport
27	Tom EMSON	55.273	13:37:55.878	6	Elite Motorsport
27	Tom EMSON	55.165	13:38:51.043	7	Elite Motorsport
27	Tom EMSON	54.818	13:40:41.155	9	Elite Motorsport

Leader History

NO	NAME	FROM LAP	LAPS LED	DISTANCE	VEHICLE
27	Tom EMSON	1	23	27.78 miles	Elite Motorsport

2020 Millers Olis Ginetta GT4 SuperCup

ROUND 18 - STATISTICS

CLASS : Am

4 Starters

Fastest Lap History

NO	NAME	LAP TIME	TIME OF DAY	LAP	VEHICLE
19	Carl GARNETT	1:07.158	13:33:19.736	1	AK Motorsport
19	Carl GARNETT	58.050	13:34:17.824	2	AK Motorsport
40	Nick HALSTEAD	57.593	13:34:37.692	2	Fox Motorsport
95	Stewart LINES	57.378	13:35:16.220	3	Triple M Motorsport
19	Carl GARNETT	56.800	13:36:12.249	4	AK Motorsport
40	Nick HALSTEAD	56.531	13:36:31.691	4	Fox Motorsport
19	Carl GARNETT	56.146	13:38:04.973	6	AK Motorsport
19	Carl GARNETT	55.878	13:39:57.077	8	AK Motorsport
95	Stewart LINES	55.875	13:40:54.349	9	Triple M Motorsport
19	Carl GARNETT	55.763	13:42:45.362	11	AK Motorsport

Leader History

NO	NAME	FROM LAP	LAPS LED	DISTANCE	VEHICLE
19	Carl GARNETT	1	23	27.78 miles	AK Motorsport

Weather / Track : Cloudy / Wet

Results can be found at www.tsl-timing.com

Page 4 of 4

Brands Hatch Indy
Circuit Length = 1.2079 miles
Start: 13:32 Flag 13:54 End: 13:55

Printed - 13:56 Saturday, 14 November 2020

2020 Millers Olis Ginetta GT4 SuperCup
ROUND 19 - GRID (30 minutes / 24 Laps)

ROW 8	15	40 Nick HALSTEAD	14	10 Lee GOLDSMITH
ROW 7	13	95 Stewart LINES	12	19 Carl GARNETT
ROW 6	11	68 Eric BOULTON	10	11 Chris SALKELD
ROW 5	9	78 Colin WHITE	8	27 Tom EMSON
ROW 4	7	92 Jamie FALVEY	6	26 Luke READE (G)
ROW 3	5	99 Joe MARSHALL-BIRKS	4	81 Tom HIBBERT
ROW 2	3	14 Will BURNS	2	57 Gus BURTON
ROW 1	1	54 Adam SMALLEY		
Pole				

Brands Hatch Indy
 Circuit Length = 1.2079 miles

These results are provisional until the conclusion of any judicial and technical matters.

Clerk Of Course :	Steward :	Timekeeper :

Results can be found at www.tsl-timing.com

Printed - 13:58 Saturday, 14 November 2020



2020 Millers Olis Ginetta GT4 SuperCup

ROUND 19 - CLASSIFICATION

POS	NO	CL	PIC NAME	NAT	ENTRY	LAPS	TIME	GAP	DIFF	MPH	BEST	ON
1	57	Pro	1 Gus BURTON	GBR	Century Motorsport	22	18:10.982			87.69	48.602	15
2	14	Pro	2 Will BURNS	GBR	Rob Boston Racing	22	18:16.335	5.353	5.353	87.26	48.682	16
3	54	Pro	3 Adam SMALLEY	GBR	Elite Motorsport	22	18:16.740	5.758	0.405	87.23	48.831	16
4	81	Pro	4 Tom HIBBERT	GBR	Rob Boston Racing	22	18:21.106	10.124	4.366	86.88	48.902	13
5	27	ProAm	1 Tom EMSON	GBR	Elite Motorsport	22	18:24.804	13.822	3.698	86.59	48.913	13
6	26	Pro	5 Luke READE (G)	GBR	Billy Ruffian Racing with Graves Motorsport	22	18:36.870	25.888	12.066	85.65	49.260	16
7	99	Pro	6 Joe MARSHALL-BIRKS	GBR	Rob Boston Racing	22	18:37.382	26.400	0.512	85.61	49.227	22
8	11	ProAm	2 Chris SALKELD	GBR	Century Motorsport	22	18:38.758	27.776	1.376	85.51	49.122	21
9	78	ProAm	3 Colin WHITE	GBR	CWS Motorsport	21	18:12.724	1 Lap	1 Lap	83.57	49.160	10
10	19	Am	1 Carl GARNETT	GBR	AK Motorsport	21	18:15.090	1 Lap	2.366	83.39	50.389	14
11	95	Am	2 Stewart LINES	GBR	Triple M Motorsport	21	18:18.007	1 Lap	2.917	83.16	50.679	21
12	40	Am	3 Nick HALSTEAD	GBR	Fox Motorsport	21	18:18.647	1 Lap	0.640	83.12	50.573	13
13	10	Am	4 Lee GOLDSMITH	GBR	Assetto Motorsport	20	18:18.883	2 Laps	1 Lap	79.14	53.006	17

NOT CLASSIFIED

DNF	92	Pro	Jamie FALVEY	GBR	Motion Capital Racing	17	14:17.091	5 Laps	3 Laps	86.25	49.052	14
DNF	68	ProAm	Eric BOULTON	GBR	Team HARD	0						

FASTEST LAP

	57	Pro	Gus BURTON	GBR	Century Motorsport	15	48.602	89.47 mph		143.99 kph		
	27	ProAm	Tom EMSON	GBR	Elite Motorsport	13	48.913	88.90 mph		143.07 kph		
	19	Am	Carl GARNETT	GBR	AK Motorsport	14	50.389	86.30 mph		138.88 kph		

Weather / Track : Bright / Dry

These results are provisional until the conclusion of any judicial and technical matters.

Brands Hatch Indy

Circuit Length = 1.2079 miles

Start: 13:21 Flag 13:40 End: 13:40

Clerk Of Course :	Steward :	Timekeeper :
-------------------	-----------	--------------

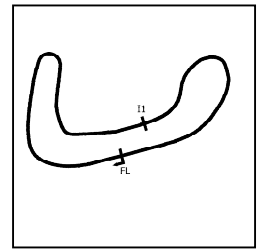
Results can be found at www.tsl-timing.com

Printed - 13:49 Sunday, 15 November 2020



2020 Millers Olis Ginetta GT4 SuperCup

ROUND 19 - SECTOR ANALYSIS



SECTOR 1 = FL to I1, SECTOR 2 = I1 to FL, DIFF = Difference To Personal Best Lap, P = Crossed Finish Line in Pit Lane, D = Time Disallowed

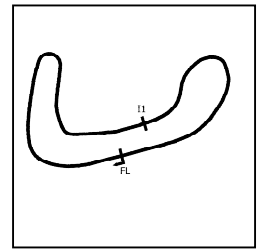
P1		57 Pro Gus BURTON			Century Motorsport			
IDEAL LAP TIME : 48.510		BEST LAP TIME : 48.602			DIFFERENCE : 0.092			
LAP	SECTOR 1	SECTOR 2		LAP TIME	MPH	DIFF	TIME OF DAY	
1 -		102.4	20.379	122.2	56.169	77.41	7.567	13:22:51.796
2 -	29.891	103.7	20.664	121.3	50.555	86.01	1.953	13:23:42.351
3 -	29.403	103.8	20.020	122.6	49.423	87.98	0.821	13:24:31.774
4 -	29.308	104.0	20.162	123.1	49.470	87.90	0.868	13:25:21.244
5 -	29.259	103.8	19.994	122.4	49.253	88.29	0.651	13:26:10.497
6 -	29.146	103.8	20.160	122.4	49.306	88.19	0.704	13:26:59.803
7 -	29.029	103.8	19.994	122.6	49.023	88.70	0.421	13:27:48.826
8 -	29.014	103.5	20.110	122.9	49.124	88.52	0.522	13:28:37.950
9 -	28.861	103.8	19.817	122.6	48.678	89.33	0.076	13:29:26.628
10 -	29.404	102.6	19.980	123.5	49.384	88.05	0.782	13:30:16.012
11 -	28.822	103.7	19.803	123.5	48.625 (3)	89.43	0.023	13:31:04.637
12 -	28.990	103.7	19.834	123.1	48.824	89.06	0.222	13:31:53.461
13 -	28.920	104.0	19.692	123.8	48.612 (2)	89.45	0.010	13:32:42.073
14 -	29.038	104.2	19.736	122.4	48.774	89.15	0.172	13:33:30.847
15 -	28.914	103.8	19.688	123.1	48.602 (1)	89.47		13:34:19.449
16 -	29.170	103.7	19.823	123.3	48.993	88.75	0.391	13:35:08.442
17 -	29.498	104.2	20.406	122.9	49.904	87.13	1.302	13:35:58.346
18 -	29.155	102.9	20.027	122.4	49.182	88.41	0.580	13:36:47.528
19 -	29.152	102.9	19.951	122.6	49.103	88.56	0.501	13:37:36.631
20 -	29.413	101.9	20.650	123.1	50.063	86.86	1.461	13:38:26.694
21 -	29.622	102.7	21.122	122.2	50.744	85.69	2.142	13:39:17.438
22 -	29.321	102.9	19.850	122.6	49.171	88.43	0.569	13:40:06.609

P2		14 Pro Will BURNS			Rob Boston Racing			
IDEAL LAP TIME : 48.592		BEST LAP TIME : 48.682			DIFFERENCE : 0.090			
LAP	SECTOR 1	SECTOR 2		LAP TIME	MPH	DIFF	TIME OF DAY	
1 -		103.0	21.513	122.6	59.032	73.66	10.350	13:22:54.659
2 -	30.957	103.4	21.327	122.4	52.284	83.17	3.602	13:23:46.943
3 -	30.186	102.6	20.603	123.3	50.789	85.62	2.107	13:24:37.732
4 -	29.418	104.5	20.377	123.8	49.795	87.33	1.113	13:25:27.527
5 -	29.260	104.6	20.116	125.6	49.376	88.07	0.694	13:26:16.903
6 -	29.586	104.2	20.029	123.8	49.615	87.64	0.933	13:27:06.518
7 -	29.163	103.8	20.050	122.4	49.213	88.36	0.531	13:27:55.731
8 -	29.107	103.5	19.922	123.5	49.029	88.69	0.347	13:28:44.760
9 -	29.169	104.8	19.856	123.1	49.025	88.70	0.343	13:29:33.785
10 -	29.186	104.0	19.692	123.8	48.878	88.96	0.196	13:30:22.663
11 -	28.900	104.5	19.824	124.2	48.724 (3)	89.24	0.042	13:31:11.387
12 -	29.283	104.2	20.001	123.5	49.284	88.23	0.602	13:32:00.671
13 -	29.010	104.0	19.697	124.2	48.707 (2)	89.28	0.025	13:32:49.378
14 -	28.978	104.2	19.746	123.8	48.724 (3)	89.24	0.042	13:33:38.102
15 -	28.986	104.2	19.749	123.8	48.735	89.22	0.053	13:34:26.837
16 -	28.989	103.8	19.693	123.5	48.682 (1)	89.32		13:35:15.519
17 -	29.347	103.5	20.053	123.3	49.400	88.02	0.718	13:36:04.919
18 -	29.081	103.2	19.699	124.0	48.780	89.14	0.098	13:36:53.699
19 -	29.203	102.7	19.743	124.7	48.946	88.84	0.264	13:37:42.645
20 -	29.330	104.0	20.294	124.7	49.624	87.63	0.942	13:38:32.269
21 -	29.730	104.5	20.010	124.2	49.740	87.42	1.058	13:39:22.009
22 -	29.815	103.5	20.138	123.3	49.953	87.05	1.271	13:40:11.962

Weather / Track : Bright / Dry

2020 Millers Olis Ginetta GT4 SuperCup

ROUND 19 - SECTOR ANALYSIS



SECTOR 1 = FL to I1, SECTOR 2 = I1 to FL, DIFF = Difference To Personal Best Lap, P = Crossed Finish Line in Pit Lane, D = Time Disallowed

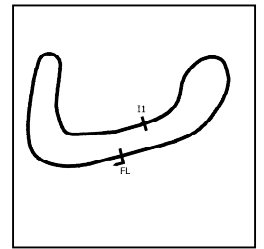
P3		54 Pro Adam SMALLEY			Elite Motorsport			
IDEAL LAP TIME : 48.749		BEST LAP TIME : 48.831			DIFFERENCE : 0.082			
LAP	SECTOR 1		SECTOR 2		LAP TIME	MPH	DIFF	TIME OF DAY
1 -		101.5	21.164	121.1	57.740	75.31	8.909	13:22:53.367
2 -	29.984	103.0	20.800	122.4	50.784	85.62	1.953	13:23:44.151
3 -	29.584	103.7	20.528	123.1	50.112	86.77	1.281	13:24:34.263
4 -	29.295	104.0	20.453	122.2	49.748	87.41	0.917	13:25:24.011
5 -	29.431	103.7	20.129	123.3	49.560	87.74	0.729	13:26:13.571
6 -	29.263	103.2	20.533	122.9	49.796	87.32	0.965	13:27:03.367
7 -	29.145	103.8	20.031	123.8	49.176	88.42	0.345	13:27:52.543
8 -	29.148	103.2	19.884	124.0	49.032	88.68	0.201	13:28:41.575
9 -	29.105	104.2	19.933	123.5	49.038	88.67	0.207	13:29:30.613
10 -	29.091	104.3	19.907	124.2	48.998	88.75	0.167	13:30:19.611
11 -	29.060	103.7	19.778	124.5	48.838 (2)	89.04	0.007	13:31:08.449
12 -	29.019	104.0	19.862	123.8	48.881 (3)	88.96	0.050	13:31:57.330
13 -	29.163	104.0	20.361	123.3	49.524	87.80	0.693	13:32:46.854
14 -	29.089	104.0	19.820	123.3	48.909	88.91	0.078	13:33:35.763
15 -	29.172	104.3	19.730	123.8	48.902	88.92	0.071	13:34:24.665
16 -	29.090	103.8	19.741	123.3	48.831 (1)	89.05		13:35:13.496
17 -	29.135	103.7	19.852	123.5	48.987	88.77	0.156	13:36:02.483
18 -	29.257	103.7	19.795	124.0	49.052	88.65	0.221	13:36:51.535
19 -	29.360	103.4	20.071	123.8	49.431	87.97	0.600	13:37:40.966
20 -	30.135	103.2	20.733	123.8	50.868	85.48	2.037	13:38:31.834
21 -	29.949	103.4	20.408	124.0	50.357	86.35	1.526	13:39:22.191
22 -	30.001	103.8	20.175	124.2	50.176	86.66	1.345	13:40:12.367

P4		81 Pro Tom HIBBERT			Rob Boston Racing			
IDEAL LAP TIME : 48.812		BEST LAP TIME : 48.902			DIFFERENCE : 0.090			
LAP	SECTOR 1		SECTOR 2		LAP TIME	MPH	DIFF	TIME OF DAY
1 -		101.2	21.626	121.1	58.856	73.88	9.954	13:22:54.483
2 -	30.906	101.9	21.078	122.0	51.984	83.65	3.082	13:23:46.467
3 -	29.973	103.0	20.505	122.9	50.478	86.14	1.576	13:24:36.945
4 -	29.589	102.9	20.304	123.1	49.893	87.15	0.991	13:25:26.838
5 -	29.382	103.7	20.595	122.6	49.977	87.01	1.075	13:26:16.815
6 -	30.210	103.7	20.428	123.1	50.638	85.87	1.736	13:27:07.453
7 -	29.264	103.7	20.107	123.8	49.371	88.08	0.469	13:27:56.824
8 -	29.095	103.8	19.933	124.0	49.028 (2)	88.69	0.126	13:28:45.852
9 -	29.523	104.5	20.034	123.8	49.557	87.74	0.655	13:29:35.409
10 -	29.094	104.5	20.419	123.3	49.513	87.82	0.611	13:30:24.922
11 -	29.063	104.5	19.982	124.7	49.045 (3)	88.66	0.143	13:31:13.967
12 -	29.285	103.7	20.023	124.5	49.308	88.19	0.406	13:32:03.275
13 -	29.023	104.3	19.879	124.9	48.902 (1)	88.92		13:32:52.177
14 -	28.933	104.6	20.385	122.6	49.318	88.17	0.416	13:33:41.495
15 -	29.209	104.6	20.118	123.3	49.327	88.15	0.425	13:34:30.822
16 -	29.092	104.0	20.116	124.0	49.208	88.37	0.306	13:35:20.030
17 -	29.252	103.5	20.712	122.0	49.964	87.03	1.062	13:36:09.994
18 -	29.230	104.2	19.933	123.3	49.163	88.45	0.261	13:36:59.157
19 -	29.220	102.7	20.178	123.8	49.398	88.03	0.496	13:37:48.555
20 -	29.239	103.2	20.230	124.2	49.469	87.90	0.567	13:38:38.024
21 -	29.359	103.7	20.038	123.5	49.397	88.03	0.495	13:39:27.421
22 -	29.399	103.5	19.913	123.5	49.312	88.18	0.410	13:40:16.733

Weather / Track : Bright / Dry

2020 Millers Olis Ginetta GT4 SuperCup

ROUND 19 - SECTOR ANALYSIS



SECTOR 1 = FL to I1, SECTOR 2 = I1 to FL, DIFF = Difference To Personal Best Lap, P = Crossed Finish Line in Pit Lane, D = Time Disallowed

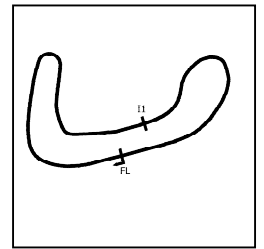
P5 27 ProAm Tom EMSON					Elite Motorsport			
IDEAL LAP TIME : 48.795		BEST LAP TIME : 48.913		DIFFERENCE : 0.118				
LAP	SECTOR 1		SECTOR 2		LAP TIME	MPH	DIFF	TIME OF DAY
1 -		101.8	21.749	123.3	1:00.518	71.85	11.605	13:22:56.145
2 -	30.853	103.4	21.396	124.0	52.249	83.22	3.336	13:23:48.394
3 -	30.693	102.7	20.955	122.2	51.648	84.19	2.735	13:24:40.042
4 -	29.612	104.0	20.588	122.6	50.200	86.62	1.287	13:25:30.242
5 -	29.295	104.2	20.786	122.4	50.081	86.83	1.168	13:26:20.323
6 -	29.255	104.2	20.005	123.8	49.260	88.27	0.347	13:27:09.583
7 -	29.084	104.0	19.928	123.1	49.012 (3)	88.72	0.099	13:27:58.595
8 -	29.273	103.7	19.923	123.5	49.196	88.39	0.283	13:28:47.791
9 -	29.301	104.3	20.042	122.0	49.343	88.13	0.430	13:29:37.134
10 -	29.564	104.5	19.961	124.5	49.525	87.80	0.612	13:30:26.659
11 -	29.461	104.0	19.872	125.6	49.333	88.14	0.420	13:31:15.992
12 -	30.025	103.8	19.988	122.4	50.013	86.94	1.100	13:32:06.005
13 -	29.150	103.5	19.763	123.1	48.913 (1)	88.90		13:32:54.918
14 -	29.241	103.7	19.711	123.8	48.952 (2)	88.83	0.039	13:33:43.870
15 -	29.202	103.7	19.891	123.5	49.093	88.57	0.180	13:34:32.963
16 -	29.219	103.5	19.973	123.8	49.192	88.40	0.279	13:35:22.155
17 -	29.695	103.2	19.885	123.5	49.580	87.70	0.667	13:36:11.735
18 -	29.861	103.0	19.907	122.9	49.768	87.37	0.855	13:37:01.503
19 -	29.496	102.7	19.853	124.0	49.349	88.11	0.436	13:37:50.852
20 -	29.737	103.2	20.122	124.0	49.859	87.21	0.946	13:38:40.711
21 -	29.873	103.8	20.133	123.1	50.006	86.96	1.093	13:39:30.717
22 -	29.515	102.9	20.199	123.3	49.714	87.47	0.801	13:40:20.431

P6 26 Pro Luke READE (G)					Billy Ruffian Racing with Graves Motorsport			
IDEAL LAP TIME : 49.260		BEST LAP TIME : 49.260		DIFFERENCE : 0.000				
LAP	SECTOR 1		SECTOR 2		LAP TIME	MPH	DIFF	TIME OF DAY
1 -		101.8	21.697	122.2	1:01.136	71.12	11.876	13:22:56.763
2 -	31.324	102.4	21.056	123.1	52.380	83.02	3.120	13:23:49.143
3 -	31.621	102.9	21.110	122.6	52.731	82.46	3.471	13:24:41.874
4 -	30.447	103.5	20.751	123.5	51.198	84.93	1.938	13:25:33.072
5 -	30.656	103.7	21.057	122.6	51.713	84.09	2.453	13:26:24.785
6 -	30.068	104.0	20.504	123.5	50.572	85.98	1.312	13:27:15.357
7 -	30.165	103.2	20.705	122.9	50.870	85.48	1.610	13:28:06.227
8 -	30.526	103.0	20.381	122.4	50.907	85.42	1.647	13:28:57.134
9 -	29.829	103.7	20.199	122.6	50.028	86.92	0.768	13:29:47.162
10 -	29.591	103.4	20.226	123.1	49.817	87.29	0.557	13:30:36.979
11 -	29.252	103.7	20.147	123.1	49.399 (2)	88.03	0.139	13:31:26.378
12 -	29.533	103.7	20.208	122.9	49.741	87.42	0.481	13:32:16.119
13 -	29.426	103.8	20.120	122.9	49.546	87.76	0.286	13:33:05.665
14 -	29.434	104.0	20.284	122.0	49.718	87.46	0.458	13:33:55.383
15 -	29.431	103.4	20.059	122.2	49.490 (3)	87.86	0.230	13:34:44.873
16 -	29.212	104.0	20.048	122.6	49.260 (1)	88.27		13:35:34.133
17 -	29.515	102.9	20.097	122.2	49.612	87.65	0.352	13:36:23.745
18 -	29.508	102.7	20.385	122.0	49.893	87.15	0.633	13:37:13.638
19 -	29.489	102.7	20.093	122.9	49.582	87.70	0.322	13:38:03.220
20 -	29.426	102.6	20.398	122.4	49.824	87.27	0.564	13:38:53.044
21 -	29.478	103.0	20.153	122.6	49.631	87.61	0.371	13:39:42.675
22 -	29.445	102.7	20.377	122.2	49.822	87.28	0.562	13:40:32.497

Weather / Track : Bright / Dry

2020 Millers Olis Ginetta GT4 SuperCup

ROUND 19 - SECTOR ANALYSIS



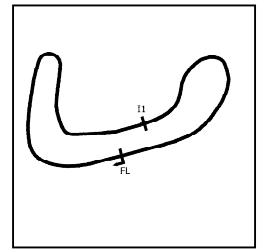
SECTOR 1 = FL to I1, SECTOR 2 = I1 to FL, DIFF = Difference To Personal Best Lap, P = Crossed Finish Line in Pit Lane, D = Time Disallowed

P7		99 Pro		Joe MARSHALL-BIRKS		Rob Boston Racing		
IDEAL LAP TIME : 49.172		BEST LAP TIME : 49.227		DIFFERENCE : 0.055				
LAP	SECTOR 1		SECTOR 2		LAP TIME	MPH	DIFF	TIME OF DAY
1 -		101.0	21.464	123.1	59.755	72.77	10.528	13:22:55.382
2 -	31.248	97.9	21.528	123.1	52.776	82.39	3.549	13:23:48.158
3 -	31.433	102.4	21.156	123.5	52.589	82.69	3.362	13:24:40.747
4 -	30.401	102.7	21.276	122.6	51.677	84.14	2.450	13:25:32.424
5 -	30.920	102.7	20.860	122.4	51.780	83.98	2.553	13:26:24.204
6 -	30.117	103.5	20.205	123.5	50.322	86.41	1.095	13:27:14.526
7 -	29.717	102.4	21.793	118.9	51.510	84.42	2.283	13:28:06.036
8 -	31.004	103.2	20.632	123.1	51.636	84.21	2.409	13:28:57.672
9 -	29.676	104.0	20.647	122.9	50.323	86.41	1.096	13:29:47.995
10 -	29.609	103.4	20.203	124.0	49.812	87.30	0.585	13:30:37.807
11 -	29.360	103.8	20.294	123.5	49.654	87.57	0.427	13:31:27.461
12 -	29.403	103.5	20.100	123.8	49.503	87.84	0.276	13:32:16.964
13 -	29.379	103.8	20.251	123.5	49.630	87.62	0.403	13:33:06.594
14 -	29.459	104.3	20.123	123.3	49.582	87.70	0.355	13:33:56.176
15 -	29.498	103.4	20.170	122.9	49.668	87.55	0.441	13:34:45.844
16 -	29.435	103.8	20.221	123.8	49.656	87.57	0.429	13:35:35.500
17 -	29.684	103.4	20.495	122.4	50.179	86.66	0.952	13:36:25.679
18 -	29.503	103.5	20.197	123.1	49.700	87.49	0.473	13:37:15.379
19 -	29.483	103.0	20.153	123.8	49.636	87.60	0.409	13:38:05.015
20 -	29.438	103.0	19.911	123.8	49.349 (2)	88.11	0.122	13:38:54.364
21 -	29.292	103.7	20.126	122.9	49.418 (3)	87.99	0.191	13:39:43.782
22 -	29.347	103.2	19.880	123.5	49.227 (1)	88.33		13:40:33.009

P8		11 ProAm		Chris SALKELD		Century Motorsport		
IDEAL LAP TIME : 49.113		BEST LAP TIME : 49.122		DIFFERENCE : 0.009				
LAP	SECTOR 1		SECTOR 2		LAP TIME	MPH	DIFF	TIME OF DAY
1 -		100.3	22.051	121.1	1:02.296	69.80	13.174	13:22:57.923
2 -	31.480	101.5	21.632	122.0	53.112	81.87	3.990	13:23:51.035
3 -	30.815	101.3	21.219	122.6	52.034	83.57	2.912	13:24:43.069
4 -	30.365	102.1	20.842	123.1	51.207	84.92	2.085	13:25:34.276
5 -	30.143	102.1	22.066	118.3	52.209	83.29	3.087	13:26:26.485
6 -	30.265	102.6	20.870	122.4	51.135	85.04	2.013	13:27:17.620
7 -	29.844	102.7	20.622	123.1	50.466	86.16	1.344	13:28:08.086
8 -	29.843	103.4	20.607	123.1	50.450	86.19	1.328	13:28:58.536
9 -	29.851	102.1	20.439	123.3	50.290	86.47	1.168	13:29:48.826
10 -	29.547	103.4	20.440	122.9	49.987	86.99	0.865	13:30:38.813
11 -	29.542	102.4	20.109	123.8	49.651	87.58	0.529	13:31:28.464
12 -	29.666	102.4	20.189	124.0	49.855	87.22	0.733	13:32:18.319
13 -	29.544	103.5	20.219	123.1	49.763	87.38	0.641	13:33:08.082
14 -	29.887	102.9	20.142	123.3	50.029	86.92	0.907	13:33:58.111
15 -	29.906	102.4	20.153	123.1	50.059	86.86	0.937	13:34:48.170
16 -	29.528	103.4	20.226	123.3	49.754	87.40	0.632	13:35:37.924
17 -	29.577	101.6	20.232	122.4	49.809	87.30	0.687	13:36:27.733
18 -	29.436	102.1	20.091	122.2	49.527	87.80	0.405	13:37:17.260
19 -	29.447	102.6	19.973	123.3	49.420	87.99	0.298	13:38:06.680
20 -	29.265	103.2	19.904	123.5	49.169 (2)	88.44	0.047	13:38:55.849
21 -	29.209	102.7	19.913	123.3	49.122 (1)	88.52		13:39:44.971
22 -	29.364	102.4	20.050	122.9	49.414 (3)	88.00	0.292	13:40:34.385

2020 Millers Olis Ginetta GT4 SuperCup

ROUND 19 - SECTOR ANALYSIS



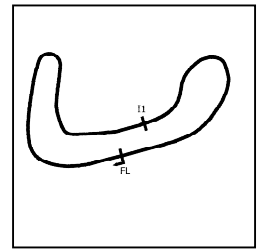
SECTOR 1 = FL to I1, SECTOR 2 = I1 to FL, DIFF = Difference To Personal Best Lap, P = Crossed Finish Line in Pit Lane, D = Time Disallowed

P9		78 ProAm		Colin WHITE		CWS Motorsport		
IDEAL LAP TIME : 49.145		BEST LAP TIME : 49.160		DIFFERENCE : 0.015				
LAP	SECTOR 1		SECTOR 2		LAP TIME	MPH	DIFF	TIME OF DAY
1 -		101.5	21.633	121.5	1:01.392	70.83	12.232	13:22:57.019
2 -	31.506	102.1	21.097	121.5	52.603	82.66	3.443	13:23:49.622
3 -	30.538	102.9	20.799	123.5	51.337	84.70	2.177	13:24:40.959
4 -	30.755	100.9	20.971	120.6	51.726	84.06	2.566	13:25:32.685
5 -	30.184	103.0	44.388	108.9	1:14.572	58.31	25.412	13:26:47.257
6 -	30.334	102.9	20.448	122.2	50.782	85.63	1.622	13:27:38.039
7 -	29.577	102.1	19.982	122.9	49.559 (3)	87.74	0.399	13:28:27.598
8 -	29.509	102.2	20.346	122.0	49.855	87.22	0.695	13:29:17.453
9 -	29.442	103.0	20.203	122.4	49.645	87.59	0.485	13:30:07.098
10 -	29.354	103.7	19.806	123.5	49.160 (1)	88.45		13:30:56.258
11 -	29.624	103.7	20.120	123.1	49.744	87.41	0.584	13:31:46.002
12 -	29.690	102.7	20.385	122.2	50.075	86.84	0.915	13:32:36.077
13 -	29.519	104.2	20.462	122.4	49.981	87.00	0.821	13:33:26.058
14 -	29.812	103.7	20.225	122.6	50.037	86.90	0.877	13:34:16.095
15 -	29.999	102.9	19.834	122.9	49.833	87.26	0.673	13:35:05.928
16 -	29.413	101.8	19.791	123.3	49.204 (2)	88.37	0.044	13:35:55.132
17 -	29.513	103.0	20.703	121.5	50.216	86.59	1.056	13:36:45.348
18 -	29.388	101.8	20.232	122.6	49.620	87.63	0.460	13:37:34.968
19 -	29.896	102.6	21.168	122.2	51.064	85.15	1.904	13:38:26.032
20 -	30.793	103.2	21.685	122.0	52.478	82.86	3.318	13:39:18.510
21 -	29.599	101.9	20.242	122.9	49.841	87.24	0.681	13:40:08.351

P10		19 Am		Carl GARNETT		AK Motorsport		
IDEAL LAP TIME : 50.345		BEST LAP TIME : 50.389		DIFFERENCE : 0.044				
LAP	SECTOR 1		SECTOR 2		LAP TIME	MPH	DIFF	TIME OF DAY
1 -		99.7	22.485	121.5	1:03.699	68.26	13.310	13:22:59.326
2 -	32.006	98.9	21.736	123.1	53.742	80.91	3.353	13:23:53.068
3 -	31.784	101.2	21.640	122.9	53.424	81.39	3.035	13:24:46.492
4 -	31.730	100.9	21.613	123.5	53.343	81.52	2.954	13:25:39.835
5 -	31.766	101.6	21.578	122.2	53.344	81.52	2.955	13:26:33.179
6 -	30.809	102.6	20.927	122.6	51.736	84.05	1.347	13:27:24.915
7 -	30.163	101.6	20.931	122.9	51.094	85.10	0.705	13:28:16.009
8 -	29.880	102.7	20.794	122.9	50.674	85.81	0.285	13:29:06.683
9 -	29.896	103.4	20.907	123.1	50.803	85.59	0.414	13:29:57.486
10 -	30.000	103.4	20.772	123.8	50.772	85.64	0.383	13:30:48.258
11 -	30.060	102.9	20.919	123.1	50.979	85.30	0.590	13:31:39.237
12 -	30.079	103.0	21.039	123.5	51.118	85.06	0.729	13:32:30.355
13 -	30.023	103.4	20.861	122.9	50.884	85.46	0.495	13:33:21.239
14 -	29.869	103.4	20.520	123.3	50.389 (1)	86.30		13:34:11.628
15 -	29.825	103.5	20.670	123.1	50.495 (2)	86.11	0.106	13:35:02.123
16 -	30.002	102.7	20.657	123.5	50.659 (3)	85.84	0.270	13:35:52.782
17 -	30.027	102.6	20.862	122.2	50.889	85.45	0.500	13:36:43.671
18 -	29.987	101.9	20.890	120.6	50.877	85.47	0.488	13:37:34.548
19 -	31.246	99.5	21.580	123.5	52.826	82.31	2.437	13:38:27.374
20 -	30.405	102.7	21.939	120.4	52.344	83.07	1.955	13:39:19.718
21 -	30.050	103.2	20.949	122.6	50.999	85.26	0.610	13:40:10.717

2020 Millers Olis Ginetta GT4 SuperCup

ROUND 19 - SECTOR ANALYSIS



SECTOR 1 = FL to I1, SECTOR 2 = I1 to FL, DIFF = Difference To Personal Best Lap, P = Crossed Finish Line in Pit Lane, D = Time Disallowed

P11 95 Am		Stewart LINES			Triple M Motorsport			
IDEAL LAP TIME : 50.334		BEST LAP TIME : 50.679			DIFFERENCE : 0.345			
LAP	SECTOR 1		SECTOR 2		LAP TIME	MPH	DIFF	TIME OF DAY
1 -		98.9	22.231	121.5	1:03.189	68.81	12.510	13:22:58.816
2 -	32.389	100.3	21.628	121.7	54.017	80.50	3.338	13:23:52.833
3 -	31.780	101.6	21.684	120.2	53.464	81.33	2.785	13:24:46.297
4 -	31.562	100.1	21.819	122.0	53.381	81.46	2.702	13:25:39.678
5 -	31.688	101.2	21.865	120.6	53.553	81.20	2.874	13:26:33.231
6 -	31.576	101.9	21.469	119.1	53.045	81.97	2.366	13:27:26.276
7 -	30.675	102.1	21.143	122.6	51.818	83.92	1.139	13:28:18.094
8 -	30.532	101.6	21.261	121.1	51.793	83.96	1.114	13:29:09.887
9 -	30.523	103.0	20.829	122.9	51.352	84.68	0.673	13:30:01.239
10 -	30.337	102.9	20.768	123.1	51.105	85.09	0.426	13:30:52.344
11 -	30.401	102.9	20.675	122.2	51.076	85.13	0.397	13:31:43.420
12 -	30.274	102.6	20.624	123.5	50.898	85.43	0.219	13:32:34.318
13 -	30.256	101.8	20.658	123.1	50.914	85.41	0.235	13:33:25.232
14 -	30.141	103.0	20.557	123.1	50.698 (2)	85.77	0.019	13:34:15.930
15 -	31.205	102.6	20.457	122.9	51.662	84.17	0.983	13:35:07.592
16 -	30.042	102.4	21.334	123.5	51.376	84.64	0.697	13:35:58.968
17 -	30.311	102.4	20.596	122.9	50.907	85.42	0.228	13:36:49.875
18 -	30.107	102.4	20.596	122.9	50.703 (3)	85.76	0.024	13:37:40.578
19 -	30.232	102.7	20.825	124.0	51.057	85.17	0.378	13:38:31.635
20 -	30.787	104.0	20.533	123.5	51.320	84.73	0.641	13:39:22.955
21 -	30.387	103.0	20.292	123.1	50.679 (1)	85.80		13:40:13.634

P12 40 Am		Nick HALSTEAD			Fox Motorsport			
IDEAL LAP TIME : 50.332		BEST LAP TIME : 50.573			DIFFERENCE : 0.241			
LAP	SECTOR 1		SECTOR 2		LAP TIME	MPH	DIFF	TIME OF DAY
1 -		99.5	22.775	118.3	1:04.577	67.33	14.004	13:23:00.204
2 -	32.501	101.0	22.157	119.4	54.658	79.56	4.085	13:23:54.862
3 -	31.659	101.3	21.877	118.9	53.536	81.22	2.963	13:24:48.398
4 -	31.301	101.8	21.863	118.7	53.164	81.79	2.591	13:25:41.562
5 -	30.931	102.7	21.414	120.4	52.345	83.07	1.772	13:26:33.907
6 -	31.141	100.0	21.463	121.7	52.604	82.66	2.031	13:27:26.511
7 -	30.735	102.7	21.293	121.3	52.028	83.58	1.455	13:28:18.539
8 -	30.434	102.2	21.176	122.2	51.610	84.25	1.037	13:29:10.149
9 -	30.637	102.7	21.011	121.5	51.648	84.19	1.075	13:30:01.797
10 -	30.027	103.7	21.045	122.0	51.072	85.14	0.499	13:30:52.869
11 -	30.053	102.2	21.110	121.3	51.163	84.99	0.590	13:31:44.032
12 -	30.052	103.4	21.212	120.6	51.264	84.82	0.691	13:32:35.296
13 -	29.928	102.9	20.645	122.4	50.573 (1)	85.98		13:33:25.869
14 -	30.493	103.2	20.510	121.5	51.003	85.26	0.430	13:34:16.872
15 -	30.445	101.9	20.629	122.2	51.074	85.14	0.501	13:35:07.946
16 -	30.731	102.2	20.989	121.1	51.720	84.07	1.147	13:35:59.666
17 -	30.307	102.1	20.538	121.5	50.845	85.52	0.272	13:36:50.511
18 -	29.948	102.4	20.690	121.7	50.638 (2)	85.87	0.065	13:37:41.149
19 -	30.356	102.6	20.971	122.2	51.327	84.72	0.754	13:38:32.476
20 -	30.353	103.2	20.404	122.9	50.757 (3)	85.67	0.184	13:39:23.233
21 -	30.422	103.0	20.619	120.9	51.041	85.19	0.468	13:40:14.274

Weather / Track : Bright / Dry

Results can be found at www.tsl-timing.com

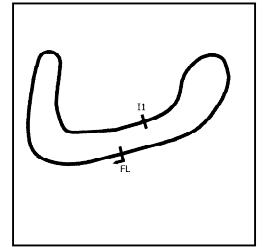
Page 6 of 7

Brands Hatch Indy
Circuit Length = 1.2079 miles
Start: 13:21 Flag 13:40 End: 13:40

Printed - 13:49 Sunday, 15 November 2020

2020 Millers Olis Ginetta GT4 SuperCup

ROUND 19 - SECTOR ANALYSIS



SECTOR 1 = FL to I1, SECTOR 2 = I1 to FL, DIFF = Difference To Personal Best Lap, P = Crossed Finish Line in Pit Lane, D = Time Disallowed

P13 10 Am		Lee GOLDSMITH			Aspetto Motorsport			
IDEAL LAP TIME : 52.582		BEST LAP TIME : 53.006			DIFFERENCE : 0.424			
LAP	SECTOR 1	SECTOR 2		LAP TIME	MPH	DIFF	TIME OF DAY	
1 -		101.2	24.375	117.3	1:06.766	65.13	13.760	13:23:02.393
2 -	33.124	100.1	22.643	121.3	55.767	77.97	2.761	13:23:58.160
3 -	32.991	100.1	22.423	120.2	55.414	78.47	2.408	13:24:53.574
4 -	32.568	99.8	22.188	120.0	54.756	79.41	1.750	13:25:48.330
5 -	32.020	99.1	22.202	120.9	54.222	80.19	1.216	13:26:42.552
6 -	32.338	100.4	21.563	120.6	53.901	80.67	0.895	13:27:36.453
7 -	32.127	101.5	21.533	121.7	53.660	81.03	0.654	13:28:30.113
8 -	31.597	101.3	22.219	121.1	53.816	80.80	0.810	13:29:23.929
9 -	32.421	85.8	22.170	120.0	54.591	79.65	1.585	13:30:18.520
10 -	32.170	101.5	22.146	122.0	54.316	80.06	1.310	13:31:12.836
11 -	33.432	86.5	22.534	120.9	55.966	77.70	2.960	13:32:08.802
12 -	32.317	101.2	21.332	121.5	53.649	81.05	0.643	13:33:02.451
13 -	31.811	102.4	22.375	114.9	54.186	80.25	1.180	13:33:56.637
14 -	32.566	100.9	21.579	121.5	54.145	80.31	1.139	13:34:50.782
15 -	31.583	102.7	21.588	122.0	53.171 (2)	81.78	0.165	13:35:43.953
16 -	31.333	101.8	22.145	120.2	53.478 (3)	81.31	0.472	13:36:37.431
17 -	31.250	101.3	21.756	120.4	53.006 (1)	82.03		13:37:30.437
18 -	31.682	100.3	22.042	121.3	53.724	80.94	0.718	13:38:24.161
19 -	31.847	97.5	24.058	119.1	55.905	77.78	2.899	13:39:20.066
20 -	31.384	100.1	23.060	110.0	54.444	79.87	1.438	13:40:14.510

P14 92 Pro		Jamie FALVEY			Motion Capital Racing			
IDEAL LAP TIME : 49.024		BEST LAP TIME : 49.052			DIFFERENCE : 0.028			
LAP	SECTOR 1	SECTOR 2		LAP TIME	MPH	DIFF	TIME OF DAY	
1 -		100.9	21.718	122.4	1:00.275	72.14	11.223	13:22:55.902
2 -	30.645	102.6	21.255	122.4	51.900	83.78	2.848	13:23:47.802
3 -	29.923	103.8	20.776	123.3	50.699	85.77	1.647	13:24:38.501
4 -	29.633	104.3	20.874	122.9	50.507	86.09	1.455	13:25:29.008
5 -	29.288	104.5	20.494	123.1	49.782	87.35	0.730	13:26:18.790
6 -	29.082	105.0	20.201	124.0	49.283	88.23	0.231	13:27:08.073
7 -	29.185	104.3	20.497	123.5	49.682	87.52	0.630	13:27:57.755
8 -	29.161	103.7	20.217	123.8	49.378	88.06	0.326	13:28:47.133
9 -	29.411	104.6	20.327	124.0	49.738	87.43	0.686	13:29:36.871
10 -	29.403	103.8	20.023	123.8	49.426	87.98	0.374	13:30:26.297
11 -	29.412	104.2	20.075	124.7	49.487	87.87	0.435	13:31:15.784
12 -	29.774	103.8	20.695	123.8	50.469	86.16	1.417	13:32:06.253
13 -	29.737	104.3	20.098	124.0	49.835	87.26	0.783	13:32:56.088
14 -	29.056	104.2	19.996	124.2	49.052 (1)	88.65		13:33:45.140
15 -	29.087	104.2	20.042	123.5	49.129 (2)	88.51	0.077	13:34:34.269
16 -	29.157	103.8	20.096	123.5	49.253	88.29	0.201	13:35:23.522
17 -	29.228	103.2	19.968	124.5	49.196 (3)	88.39	0.144	13:36:12.718

2020 Millers Olis Ginetta GT4 SuperCup

ROUND 19 - BEST SPEEDS

INTERMEDIATE 1				FINISH LINE		
POS	NO	NAME	MPH	NO	NAME	MPH
1	92	FALVEY	105.0	14	BURNS	125.6
2	14	BURNS	104.8	27	EMSON	125.6
3	81	HIBBERT	104.6	81	HIBBERT	124.9
4	27	EMSON	104.5	92	FALVEY	124.7
5	54	SMALLEY	104.3	54	SMALLEY	124.5
6	99	MARSHALL-BIRKS	104.3	99	MARSHALL-BIRKS	124.0
7	57	BURTON	104.2	11	SALKELD	124.0
8	78	WHITE	104.2	95	LINES	124.0
9	26	READE (G)	104.0	57	BURTON	123.8
10	95	LINES	104.0	19	GARNETT	123.8
11	40	HALSTEAD	103.7	26	READE (G)	123.5
12	11	SALKELD	103.5	78	WHITE	123.5
13	19	GARNETT	103.5	40	HALSTEAD	122.9
14	10	GOLDSMITH	102.7	10	GOLDSMITH	122.0
15						

Weather / Track : Bright / Dry

Results can be found at www.tsl-timing.com

Brands Hatch Indy
Circuit Length = 1.2079 miles
Start: 13:21 Flag 13:40 End: 13:40

Printed - 13:48 Sunday, 15 November 2020

2020 Millers Olis Ginetta GT4 SuperCup

ROUND 19 - BEST SECTORS

SECTOR 1			SECTOR 2			IDEAL / BEST COMPARISON						
POS	NO	NAME	TIME	NO	NAME	TIME	POS	NO	NAME	IDEAL	BEST	DIFF
									PERFECT LAP	48.510		
1	57	BURTON	28.822	57	BURTON	19.688	1	57	BURTON	48.510	48.602	0.092
2	14	BURNS	28.900	14	BURNS	19.692	2	14	BURNS	48.592	48.682	0.090
3	81	HIBBERT	28.933	27	EMSON	19.711	3	54	SMALLEY	48.749	48.831	0.082
4	54	SMALLEY	29.019	54	SMALLEY	19.730	4	27	EMSON	48.795	48.913	0.118
5	92	FALVEY	29.056	78	WHITE	19.791	5	81	HIBBERT	48.812	48.902	0.090
6	27	EMSON	29.084	81	HIBBERT	19.879	6	92	FALVEY	49.024	49.052	0.028
7	11	SALKELD	29.209	99	MARSHALL-BIRKS	19.880	7	11	SALKELD	49.113	49.122	0.009
8	26	READE (G)	29.212	11	SALKELD	19.904	8	78	WHITE	49.145	49.160	0.015
9	99	MARSHALL-BIRKS	29.292	92	FALVEY	19.968	9	99	MARSHALL-BIRKS	49.172	49.227	0.055
10	78	WHITE	29.354	26	READE (G)	20.048	10	26	READE (G)	49.260	49.260	0.000
11	19	GARNETT	29.825	95	LINES	20.292	11	40	HALSTEAD	50.332	50.573	0.241
12	40	HALSTEAD	29.928	40	HALSTEAD	20.404	12	95	LINES	50.334	50.679	0.345
13	95	LINES	30.042	19	GARNETT	20.520	13	19	GARNETT	50.345	50.389	0.044
14	10	GOLDSMITH	31.250	10	GOLDSMITH	21.332	14	10	GOLDSMITH	52.582	53.006	0.424
15												

Weather / Track : Bright / Dry

Results can be found at www.tsl-timing.com

Brands Hatch Indy
Circuit Length = 1.2079 miles
Start: 13:21 Flag 13:40 End: 13:40

Printed - 13:48 Sunday, 15 November 2020

2020 Millers Olis Ginetta GT4 SuperCup

ROUND 19 - LAP CHART

LAP 1 @ 13:22:51.796			LAP 2 @ 13:23:42.351			LAP 3 @ 13:24:31.774			LAP 4 @ 13:25:21.244			LAP 5 @ 13:26:10.497		
NO	BEHIND	LAP TIME	NO	BEHIND	LAP TIME	NO	BEHIND	LAP TIME	NO	BEHIND	LAP TIME	NO	BEHIND	LAP TIME
57		56.169	57		50.555	57		49.423	57		49.470	57		49.253
54	1.571	57.740	54	1.800	50.784	54	2.489	50.112	54	2.767	49.748	54	3.074	49.560
81	2.687	58.856	81	4.116	51.984	81	5.171	50.478	81	5.594	49.893	81	6.318	49.977
14	2.863	59.032	14	4.592	52.284	14	5.958	50.789	14	6.283	49.795	14	6.406	49.376
99	3.586	59.755	92	5.451	51.900	92	6.727	50.699	92	7.764	50.507	92	8.293	49.782
92	4.106	1:00.275	99	5.807	52.776	27	8.268	51.648	27	8.998	50.200	27	9.826	50.081
27	4.349	1:00.518	27	6.043	52.249	99	8.973	52.589	99	11.180	51.677	99	13.707	51.780
26	4.967	1:01.136	26	6.792	52.380	78	9.185	51.337	78	11.441	51.726	26	14.288	51.713
78	5.223	1:01.392	78	7.271	52.603	26	10.100	52.731	26	11.828	51.198	11	15.988	52.209
11	6.127	1:02.296	11	8.684	53.112	11	11.295	52.034	11	13.032	51.207	19	22.682	53.344
95	7.020	1:03.189	95	10.482	54.017	95	14.523	53.464	95	18.434	53.381	95	22.734	53.553
19	7.530	1:03.699	19	10.717	53.742	19	14.718	53.424	19	18.591	53.343	40	23.410	52.345
40	8.408	1:04.577	40	12.511	54.658	40	16.624	53.536	40	20.318	53.164	10	32.055	54.222
10	10.597	1:06.766	10	15.809	55.767	10	21.800	55.414	10	27.086	54.756	78	36.760	1:14.572

Weather / Track : Bright / Dry

2020 Millers Olis Ginetta GT4 SuperCup

ROUND 19 - LAP CHART

LAP 6 @ 13:26:59.803			LAP 7 @ 13:27:48.826			LAP 8 @ 13:28:37.950			LAP 9 @ 13:29:26.628			LAP 10 @ 13:30:16.012		
NO	BEHIND	LAP TIME	NO	BEHIND	LAP TIME	NO	BEHIND	LAP TIME	NO	BEHIND	LAP TIME	NO	BEHIND	LAP TIME
57		49.306	57		49.023	57		49.124	57		48.678	57		49.384
54	3.564	49.796	54	3.717	49.176	54	3.625	49.032	54	3.985	49.038	10	1 Lap	54.591
14	6.715	49.615	14	6.905	49.213	14	6.810	49.029	14	7.157	49.025	54	3.599	48.998
81	7.650	50.638	81	7.998	49.371	81	7.902	49.028	81	8.781	49.557	14	6.651	48.878
92	8.270	49.283	92	8.929	49.682	92	9.183	49.378	92	10.243	49.738	81	8.910	49.513
27	9.780	49.260	27	9.769	49.012	27	9.841	49.196	27	10.506	49.343	92	10.285	49.426
99	14.723	50.322	99	17.210	51.510	26	19.184	50.907	26	20.534	50.028	27	10.647	49.525
26	15.554	50.572	26	17.401	50.870	99	19.722	51.636	99	21.367	50.323	26	20.967	49.817
11	17.817	51.135	11	19.260	50.466	11	20.586	50.450	11	22.198	50.290	99	21.795	49.812
19	25.112	51.736	19	27.183	51.094	19	28.733	50.674	19	30.858	50.803	11	22.801	49.987
95	26.473	53.045	95	29.268	51.818	95	31.937	51.793	95	34.611	51.352	19	32.246	50.772
40	26.708	52.604	40	29.713	52.028	40	32.199	51.610	40	35.169	51.648	95	36.332	51.105
10	36.650	53.901	78	38.772	49.559	78	39.503	49.855	78	40.470	49.645	40	36.857	51.072
78	38.236	50.782	10	41.287	53.660	10	45.979	53.816				78	40.246	49.160

Weather / Track : Bright / Dry

2020 Millers Olis Ginetta GT4 SuperCup

ROUND 19 - LAP CHART

LAP 11 @ 13:31:04.637			LAP 12 @ 13:31:53.461			LAP 13 @ 13:32:42.073			LAP 14 @ 13:33:30.847			LAP 15 @ 13:34:19.449		
NO	BEHIND	LAP TIME	NO	BEHIND	LAP TIME	NO	BEHIND	LAP TIME	NO	BEHIND	LAP TIME	NO	BEHIND	LAP TIME
57		48.625	57		48.824	57		48.612	57		48.774	57		48.602
54	3.812	48.838	54	3.869	48.881	54	4.781	49.524	54	4.916	48.909	54	5.216	48.902
14	6.750	48.724	14	7.210	49.284	14	7.305	48.707	14	7.255	48.724	14	7.388	48.735
10	1 Lap	54.316	81	9.814	49.308	81	10.104	48.902	81	10.648	49.318	81	11.373	49.327
81	9.330	49.045	27	12.544	50.013	27	12.845	48.913	27	13.023	48.952	27	13.514	49.093
92	11.147	49.487	92	12.792	50.469	92	14.015	49.835	92	14.293	49.052	92	14.820	49.129
27	11.355	49.333	10	1 Lap	55.966	10	1 Lap	53.649	26	24.536	49.718	26	25.424	49.490
26	21.741	49.399	26	22.658	49.741	26	23.592	49.546	99	25.329	49.582	99	26.395	49.668
99	22.824	49.654	99	23.503	49.503	99	24.521	49.630	10	1 Lap	54.186	11	28.721	50.059
11	23.827	49.651	11	24.858	49.855	11	26.009	49.763	11	27.264	50.029	10	1 Lap	54.145
19	34.600	50.979	19	36.894	51.118	19	39.166	50.884	19	40.781	50.389	19	42.674	50.495
95	38.783	51.076	95	40.857	50.898	95	43.159	50.914	95	45.083	50.698	78	46.479	49.833
40	39.395	51.163	40	41.835	51.264	40	43.796	50.573	78	45.248	50.037	95	48.143	51.662
78	41.365	49.744	78	42.616	50.075	78	43.985	49.981	40	46.025	51.003	40	48.497	51.074

Weather / Track : Bright / Dry

2020 Millers Olis Ginetta GT4 SuperCup

ROUND 19 - LAP CHART

LAP 16 @ 13:35:08.442			LAP 17 @ 13:35:58.346			LAP 18 @ 13:36:47.528			LAP 19 @ 13:37:36.631			LAP 20 @ 13:38:26.694		
NO	BEHIND	LAP TIME	NO	BEHIND	LAP TIME	NO	BEHIND	LAP TIME	NO	BEHIND	LAP TIME	NO	BEHIND	LAP TIME
57		48.993	57		49.904	57		49.182	57		49.103	57		50.063
54	5.054	48.831	95	1 Lap	51.376	95	1 Lap	50.907	95	1 Lap	50.703	19	1 Lap	52.826
14	7.077	48.682	40	1 Lap	51.720	40	1 Lap	50.845	54	4.335	49.431	95	1 Lap	51.057
81	11.588	49.208	54	4.137	48.987	54	4.007	49.052	40	1 Lap	50.638	54	5.140	50.868
27	13.713	49.192	14	6.573	49.400	14	6.171	48.780	14	6.014	48.946	14	5.575	49.624
92	15.080	49.253	81	11.648	49.964	81	11.629	49.163	81	11.924	49.398	40	1 Lap	51.327
26	25.691	49.260	27	13.389	49.580	27	13.975	49.768	27	14.221	49.349	81	11.330	49.469
99	27.058	49.656	92	14.372	49.196	26	26.110	49.893	26	26.589	49.582	27	14.017	49.859
11	29.482	49.754	26	25.399	49.612	99	27.851	49.700	99	28.384	49.636	26	26.350	49.824
10	1 Lap	53.171	99	27.333	50.179	11	29.732	49.527	11	30.049	49.420	99	27.670	49.349
19	44.340	50.659	11	29.387	49.809	10	1 Lap	53.006	10	1 Lap	53.724	11	29.155	49.169
78	46.690	49.204	10	1 Lap	53.478	19	47.020	50.877	78	49.401	51.064			
			19	45.325	50.889	78	47.440	49.620						
			78	47.002	50.216									

Weather / Track : Bright / Dry

Results can be found at www.tsl-timing.com

Page 4 of 5

Brands Hatch Indy
 Circuit Length = 1.2079 miles
 Start: 13:21 Flag 13:40 End: 13:40

Printed - 13:48 Sunday, 15 November 2020

2020 Millers Olis Ginetta GT4 SuperCup

ROUND 19 - LAP CHART

LAP 21 @ 13:39:17.438			LAP 22 @ 13:40:06.609		
NO	BEHIND	LAP TIME	NO	BEHIND	LAP TIME
57		50.744	57		49.171
78	1 Lap	52.478	78	1 Lap	49.841
19	1 Lap	52.344	19	1 Lap	50.999
10	2 Laps	55.905	14	5.353	49.953
14	4.571	49.740	54	5.758	50.176
54	4.753	50.357	95	1 Lap	50.679
95	1 Lap	51.320	40	1 Lap	51.041
40	1 Lap	50.757	10	2 Laps	54.444
81	9.983	49.397	81	10.124	49.312
27	13.279	50.006	27	13.822	49.714
26	25.237	49.631	26	25.888	49.822
99	26.344	49.418	99	26.400	49.227
11	27.533	49.122	11	27.776	49.414

Weather / Track : Bright / Dry

Results can be found at www.tsl-timing.com

Page 5 of 5

Brands Hatch Indy
 Circuit Length = 1.2079 miles
 Start: 13:21 Flag 13:40 End: 13:40

Printed - 13:48 Sunday, 15 November 2020

2020 Millers Olis Ginetta GT4 SuperCup

ROUND 19 - POSITION CHART

No	Name	Lap																						
		Pos	1	2	3	4	5	6	7	8	9	10	11	12	13	14	15	16	17	18	19	20	21	22
54	SMALLEY	1	57	57	57	57	57	57	57	57	57	57	57	57	57	57	57	57	57	57	57	57	57	57
57	BURTON	2	54	54	54	54	54	54	54	54	54	54	54	54	54	54	54	54	54	54	54	54	14	14
14	BURNS	3	81	81	81	81	81	14	14	14	14	14	14	14	14	14	14	14	14	14	14	14	54	54
81	HIBBERT	4	14	14	14	14	14	81	81	81	81	81	81	81	81	81	81	81	81	81	81	81	81	81
99	MARSHALL-BIRKS	5	99	92	92	92	92	92	92	92	92	92	92	27	27	27	27	27	27	27	27	27	27	27
26	READE (G)	6	92	99	27	27	27	27	27	27	27	27	27	92	92	92	92	92	92	26	26	26	26	26
92	FALVEY	7	27	27	99	99	99	99	99	26	26	26	26	26	26	26	26	26	26	99	99	99	99	99
27	EMSON	8	26	26	78	78	26	26	26	99	99	99	99	99	99	99	99	99	99	11	11	11	11	11
78	WHITE	9	78	78	26	26	11	11	11	11	11	11	11	11	11	11	11	11	11	19	78	78	78	78
11	SALKELD	10	11	11	11	11	19	19	19	19	19	19	19	19	19	19	19	19	19	78	19	19	19	19
68	BOULTON	11	95	95	95	95	95	95	95	95	95	95	95	95	95	95	95	95	95	78	78	78	95	95
19	GARNETT	12	19	19	19	19	40	40	40	40	40	40	40	40	40	40	78	95	95	95	40	40	40	40
95	LINES	13	40	40	40	40	10	10	78	78	78	78	78	78	78	78	40	40	40	40	10	10	10	10
10	GOLDSMITH	14	10	10	10	10	78	78	10	10	10	10	10	10	10	10	10	10	10	10	10	10	10	10
40	HALSTEAD	15																						

Weather / Track : Bright / Dry

Results can be found at www.tsl-timing.com

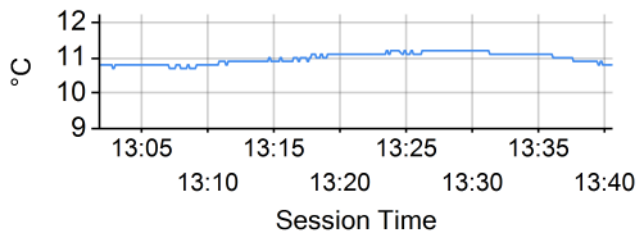
Brands Hatch Indy
 Circuit Length = 1.2079 miles
 Start: 13:21 Flag 13:40 End: 13:40

Printed - 13:49 Sunday, 15 November 2020

2020 Millers Olis Ginetta GT4 SuperCup
ROUND 19 - WEATHER CONDITIONS

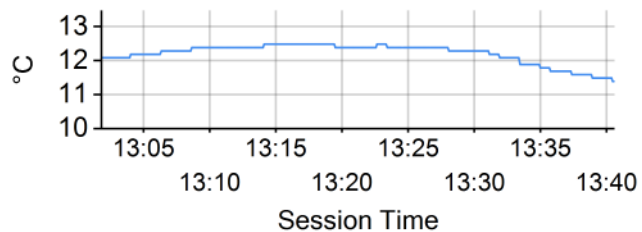
Air Temperature

Min: 10.7°C Max: 11.2°C



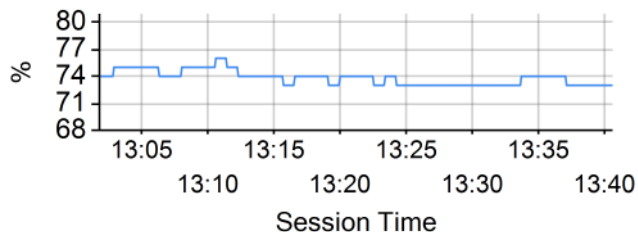
Track Temperature

Min: 11.4°C Max: 12.5°C



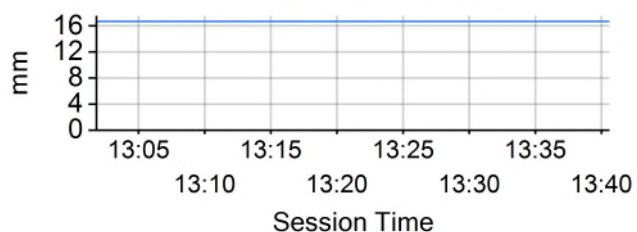
Humidity

Min: 73% Max: 76%



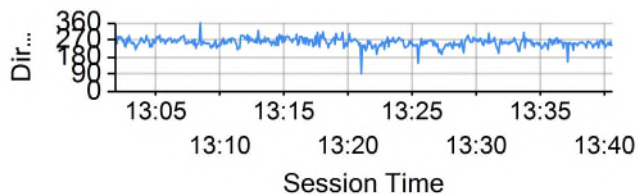
Daily Rainfall

Min: 16.8mm Max: 16.8mm



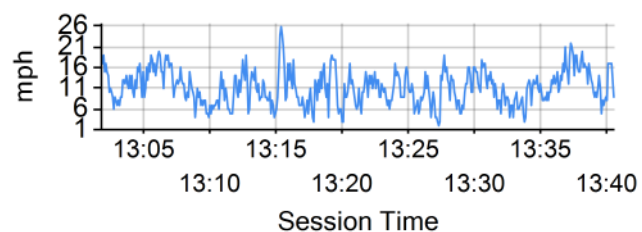
Wind Direction

North = 0/360, East = 90, South = 180, West = 270



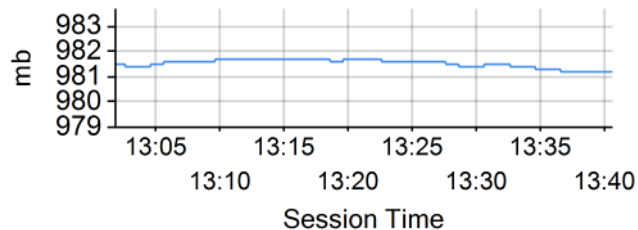
Wind Speed

Min: 2mph Max: 25.9mph



Barometric Pressure

Min: 981.2mb Max: 981.7mb



Weather / Track : Bright / Dry

Results can be found at www.tsl-timing.com

Brands Hatch Indy
 Circuit Length = 1.2079 miles
 Start: 13:21 Flag 13:40 End: 13:40

Printed - 13:50 Sunday, 15 November 2020

2020 Millers Olis Ginetta GT4 SuperCup

ROUND 19 - STATISTICS

Competitors Started 14
Planned Start 2020-11-15 @ 13:12:00.000
Actual Start 2020-11-15 @ 13:21:55.626
Finish Time 2020-11-15 @ 13:40:05.351
Track Length 1.2079mi.
Total Laps 297
Total Distance Covered 358.7598mi.

Session Fastest Lap History

NO	CL	NAME	LAP TIME	TIME OF DAY	LAP	VEHICLE
57	Pro	Gus BURTON	56.169	13:22:51.814	1	Century Motorsport
57	Pro	Gus BURTON	50.555	13:23:42.369	2	Century Motorsport
57	Pro	Gus BURTON	49.423	13:24:31.792	3	Century Motorsport
57	Pro	Gus BURTON	49.253	13:26:10.514	5	Century Motorsport
57	Pro	Gus BURTON	49.023	13:27:48.845	7	Century Motorsport
27	ProAm	Tom EMSON	49.012	13:27:58.612	7	Elite Motorsport
57	Pro	Gus BURTON	48.678	13:29:26.647	9	Century Motorsport
57	Pro	Gus BURTON	48.625	13:31:04.655	11	Century Motorsport
57	Pro	Gus BURTON	48.612	13:32:42.091	13	Century Motorsport
57	Pro	Gus BURTON	48.602	13:34:19.467	15	Century Motorsport

Session Leader History

NO	CL	NAME	FROM LAP	LAPS LED	DISTANCE	VEHICLE
57	Pro	Gus BURTON	1	22	26.57 miles	Century Motorsport

Flag History

TYPE	TIME OF DAY
GREEN	13:21:55.626
FINISH	13:40:05.351

Flag Statistics

TYPE	COUNT	TOTAL LAPS	TOTAL TIME
Green	1	22	18:41.462
Red	0	0	0.000
Safety Car	0	0	0.000
FCY	0	0	0.000

2020 Millers Olis Ginetta GT4 SuperCup

ROUND 19 - STATISTICS

CLASS : Pro

7 Starters

Fastest Lap History

NO	NAME	LAP TIME	TIME OF DAY	LAP	VEHICLE
57	Gus BURTON	56.169	13:22:51.814	1	Century Motorsport
57	Gus BURTON	50.555	13:23:42.369	2	Century Motorsport
57	Gus BURTON	49.423	13:24:31.792	3	Century Motorsport
57	Gus BURTON	49.253	13:26:10.514	5	Century Motorsport
57	Gus BURTON	49.023	13:27:48.845	7	Century Motorsport
57	Gus BURTON	48.678	13:29:26.647	9	Century Motorsport
57	Gus BURTON	48.625	13:31:04.655	11	Century Motorsport
57	Gus BURTON	48.612	13:32:42.091	13	Century Motorsport
57	Gus BURTON	48.602	13:34:19.467	15	Century Motorsport

Leader History

NO	NAME	FROM LAP	LAPS LED	DISTANCE	VEHICLE
57	Gus BURTON	1	22	26.57 miles	Century Motorsport

2020 Millers Olis Ginetta GT4 SuperCup

ROUND 19 - STATISTICS

CLASS : ProAm

3 Starters

Fastest Lap History

NO	NAME	LAP TIME	TIME OF DAY	LAP	VEHICLE
27	Tom EMSON	1:00.518	13:22:56.162	1	Elite Motorsport
27	Tom EMSON	52.249	13:23:48.411	2	Elite Motorsport
27	Tom EMSON	51.648	13:24:40.059	3	Elite Motorsport
78	Colin WHITE	51.337	13:24:40.976	3	CWS Motorsport
27	Tom EMSON	50.200	13:25:30.260	4	Elite Motorsport
27	Tom EMSON	50.081	13:26:20.341	5	Elite Motorsport
27	Tom EMSON	49.260	13:27:09.601	6	Elite Motorsport
27	Tom EMSON	49.012	13:27:58.612	7	Elite Motorsport
27	Tom EMSON	48.913	13:32:54.936	13	Elite Motorsport

Leader History

NO	NAME	FROM LAP	LAPS LED	DISTANCE	VEHICLE
27	Tom EMSON	1	22	26.57 miles	Elite Motorsport

2020 Millers Olis Ginetta GT4 SuperCup

ROUND 19 - STATISTICS

CLASS : Am

4 Starters

Fastest Lap History

NO	NAME	LAP TIME	TIME OF DAY	LAP	VEHICLE
95	Stewart LINES	1:03.189	13:22:58.835	1	Triple M Motorsport
95	Stewart LINES	54.017	13:23:52.852	2	Triple M Motorsport
19	Carl GARNETT	53.742	13:23:53.085	2	AK Motorsport
95	Stewart LINES	53.464	13:24:46.316	3	Triple M Motorsport
19	Carl GARNETT	53.424	13:24:46.508	3	AK Motorsport
95	Stewart LINES	53.381	13:25:39.696	4	Triple M Motorsport
19	Carl GARNETT	53.343	13:25:39.777	4	AK Motorsport
40	Nick HALSTEAD	53.164	13:25:41.578	4	Fox Motorsport
40	Nick HALSTEAD	52.345	13:26:33.922	5	Fox Motorsport
19	Carl GARNETT	51.736	13:27:24.931	6	AK Motorsport
19	Carl GARNETT	51.094	13:28:16.026	7	AK Motorsport
19	Carl GARNETT	50.674	13:29:06.699	8	AK Motorsport
40	Nick HALSTEAD	50.573	13:33:25.883	13	Fox Motorsport
19	Carl GARNETT	50.389	13:34:11.645	14	AK Motorsport

Leader History

NO	NAME	FROM LAP	LAPS LED	DISTANCE	VEHICLE
95	Stewart LINES	1	4	4.83 miles	Triple M Motorsport
19	Carl GARNETT	5	17	20.53 miles	AK Motorsport

Weather / Track : Bright / Dry

Results can be found at www.tsl-timing.com

Page 4 of 4

Brands Hatch Indy
Circuit Length = 1.2079 miles
Start: 13:21 Flag 13:40 End: 13:40

Printed - 13:49 Sunday, 15 November 2020