



2020 MILLERS OILS GINETTA GT4 SUPERCUP CHAMPIONSHIP

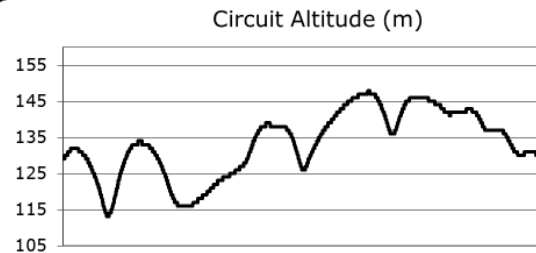
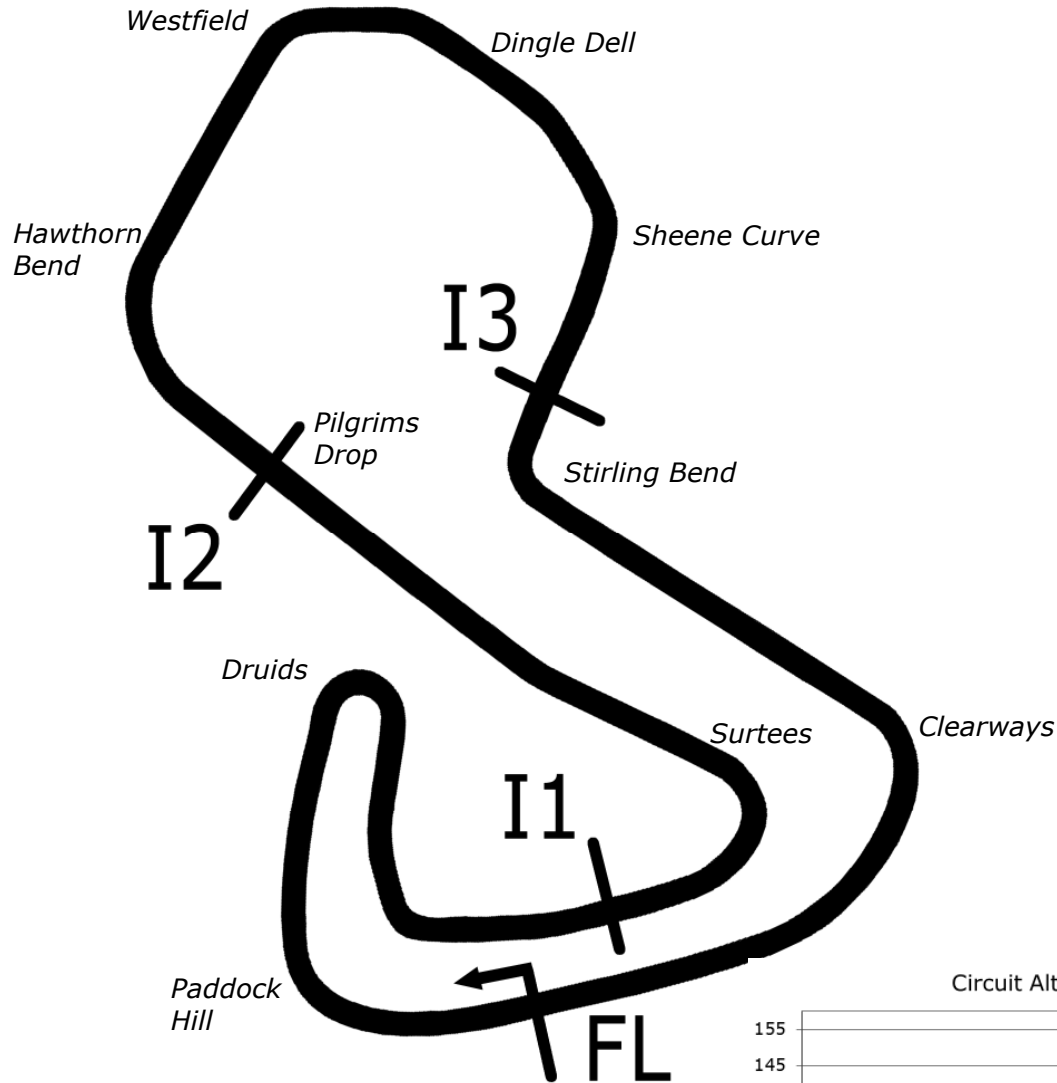
**Rounds 4, 5 & 6
Brands Hatch GP**

8th & 9th August 2020



Results Provided by Timing Solutions Ltd
www.tsl-timing.com

Brands Hatch GP



Length	2.4332 miles	3916.0 m	
FL		51.36032 N	0.26032 E
I1	1116m	51.35934 N	0.25955 E
I2	1796m	51.35628 N	0.22660 E
I3	2928m	51.35532 N	0.26250 E
Pit Entry	3646m	51.35911 N	0.25743 E
Pit Exit	26m after FL	51.36027 N	0.26078 E
Pit Entry-Pit Exit 277m, 16.6s @60kph, 12.4s @80kph			

All results available at www.tsl-timing.com

2020 Millers Oils Ginetta GT4 SuperCup

QUALIFYING -ROUND 4 - CLASSIFICATION

POS	NO	CL	PIC NAME	NAT	ENTRY	TIME	ON	LAPS	GAP	DIFF	MPH
1	81	Pro	1 Tom HIBBERT	GBR	Triple M Motorsport	1:29.788	5	6			97.56
2	14	Pro	2 Will BURNS	GBR	Rob Boston Racing	1:29.801	4	5	0.013	0.013	97.54
3	57	Pro	3 Gus BURTON	GBR	Century Motorsport	1:30.219	6	6	0.431	0.418	97.09
4	54	Pro	4 Adam SMALLEY	GBR	Elite Motorsport	1:30.416	5	7	0.628	0.197	96.88
5	99	Pro	5 Joe MARSHALL-BIRKS	GBR	Rob Boston Racing	1:30.508	5	5	0.720	0.092	96.78
6	92	Pro	6 Jamie FALVEY	GBR	Motion Capital Racing	1:30.568	4	9	0.780	0.060	96.72
7	44	Pro	7 Fin GREEN	GBR	Rob Boston Racing	1:30.617	4	7	0.829	0.049	96.66
8	32	Pro	8 Charlie LADELL	GBR	Rob Boston Racing	1:31.040	4	7	1.252	0.423	96.21
9	12	Pro	9 Reece SOMERFIELD	GBR	Privateer	1:31.258	4	5	1.470	0.218	95.98
10	20	Pro	10 James BLAKE-BALDWIN	GBR	AK Motorsport	1:31.308	5	6	1.520	0.050	95.93
11	27	ProAm	1 Tom EMSON	GBR	Elite Motorsport	1:31.349	4	6	1.561	0.041	95.89
12	11	ProAm	2 Chris SALKELD	GBR	Assetto Motorsport	1:31.370	6	10	1.582	0.021	95.87
13	78	ProAm	3 Colin WHITE	GBR	CWS Motorsport	1:31.748	4	6	1.960	0.378	95.47
14	40	Am	1 Nick HALSTEAD	GBR	Fox Motorsport	1:32.281	5	5	2.493	0.533	94.92
15	95	Am	2 Stewart LINES	GBR	Maximum Motorsport	1:32.342	6	9	2.554	0.061	94.86
16	19	Am	3 Carl GARNETT	GBR	AK Motorsport	1:32.719	6	6	2.931	0.377	94.47
17	10*	Am	4 Lee GOLDSMITH	GBR	Assetto Motorsport	1:34.343	4	9	4.555	1.624	92.85

No. 10 - 2 Lap times disallowed; exceeding track limits.

Weather / Track : Bright / Dry

These results are provisional until the conclusion of any judicial and technical matters.

Brands Hatch GP

Circuit Length = 2.4332 miles

Start: 11:33 Flag 11:53 End: 11:54

Clerk Of Course :

Steward :

Timekeeper :

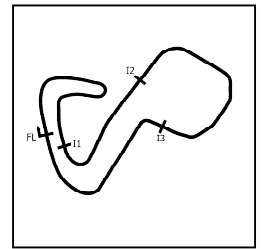
Results can be found at www.tsl-timing.com

Printed - 11:54 Saturday, 08 August 2020



2020 Millers Oils Ginetta GT4 SuperCup

QUALIFYING -ROUND 4 - SECTOR ANALYSIS



SECTOR 1 = FL to I1, SECTOR 2 = I1 to I2 SECTOR 3 = I2 to I3, SECTOR 4 = I3 to FL, DIFF = Difference To Personal Best Lap, P = Crossed Finish Line in Pit Lane, D = Time Disallowed

P1		81 Pro		Tom HIBBERT				Triple M Motorsport						
IDEAL LAP TIME		: 1:29.780		BEST LAP TIME : 1:29.788				DIFFERENCE : 0.008						
LAP	SECTOR 1	SECTOR 2		SECTOR 3		SECTOR 4		LAP TIME	MPH	DIFF	TIME OF DAY			
1 -	OUTLAP	83.7	21.784	84.9	33.493	70.7	IN PIT		4:11.101	P	34.88	2:41.313	11:37:33.209	
2 -	OUTLAP	100.1	18.123	118.7	25.794	89.2	22.793	123.8	1:42.154		85.75	12.366	11:39:15.363	
3 -		28.955	104.6	17.020	127.5	22.956	98.5	21.642	125.9	1:30.573	(3)	96.71	0.785	11:40:45.936
4 -		28.715	105.5	16.830	128.0	22.885	98.5	21.561	125.6	1:29.991	(2)	97.34	0.203	11:42:15.927
5 -		28.520	105.6	16.819	128.0	22.880	98.9	21.569	126.1	1:29.788	(1)	97.56		11:43:45.715
6 -		29.148	103.2	17.588	114.5	27.214	83.8	IN PIT		6:42.012	P	21.79	5:12.224	11:50:27.727

P2		14 Pro		Will BURNS				Rob Boston Racing						
IDEAL LAP TIME		: 1:29.663		BEST LAP TIME : 1:29.801				DIFFERENCE : 0.138						
LAP	SECTOR 1	SECTOR 2		SECTOR 3		SECTOR 4		LAP TIME	MPH	DIFF	TIME OF DAY			
1 -	OUTLAP	67.5	21.467	101.0	27.960	78.1	24.936	122.9	1:55.524		75.82	25.723	11:39:10.946	
2 -		29.733	104.0	17.297	126.6	23.410	92.5	22.304	124.5	1:32.744	(3)	94.45	2.943	11:40:43.690
3 -		28.642	105.1	16.891	127.5	22.824	97.9	21.690	124.9	1:30.047	(2)	97.28	0.246	11:42:13.737
4 -		28.486	105.6	16.770	127.8	22.905	99.8	21.640	125.4	1:29.801	(1)	97.54		11:43:43.538
5 -		28.429	105.8	16.816	128.5	23.810	82.1	27.186	98.1	1:36.241		91.01	6.440	11:45:19.779

P3		57 Pro		Gus BURTON				Century Motorsport						
IDEAL LAP TIME		: 1:29.929		BEST LAP TIME : 1:30.219				DIFFERENCE : 0.290						
LAP	SECTOR 1	SECTOR 2		SECTOR 3		SECTOR 4		LAP TIME	MPH	DIFF	TIME OF DAY			
1 -	OUTLAP	99.1	19.263	112.2	24.677	90.3	23.096	123.3	1:42.414		85.53	12.195	11:34:58.433	
2 -		29.099	104.6	17.174	127.3	23.013	99.4	21.884	124.5	1:31.170		96.08	0.951	11:36:29.603
3 -		28.626	106.1	17.089	127.5	22.877	100.6	21.741	124.5	1:30.333	(3)	96.97	0.114	11:37:59.936
4 -		28.496	106.5	17.060	128.0	22.772	100.6	21.895	123.5	1:30.223	(2)	97.09	0.004	11:39:30.159
5 -		29.359	101.2	17.712	125.9	25.592	85.7	22.530	124.0	1:35.193		92.02	4.974	11:41:05.352
6 -		28.601	105.8	16.920	128.3	22.881	95.8	21.817	124.9	1:30.219	(1)	97.09		11:42:35.571

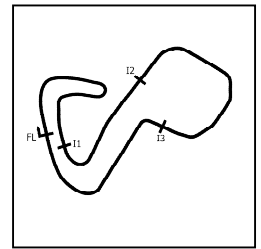
P4		54 Pro		Adam SMALLEY				Elite Motorsport						
IDEAL LAP TIME		: 1:30.359		BEST LAP TIME : 1:30.416				DIFFERENCE : 0.057						
LAP	SECTOR 1	SECTOR 2		SECTOR 3		SECTOR 4		LAP TIME	MPH	DIFF	TIME OF DAY			
1 -	OUTLAP	65.0	21.616	90.6	28.975	65.4	24.630	123.8	1:56.373		75.27	25.957	11:37:11.049	
2 -		29.094	105.0	17.076	127.3	23.082	99.1	21.835	124.2	1:31.087		96.17	0.671	11:38:42.136
3 -		28.794	105.0	16.953	127.3	23.037	99.8	21.825	124.7	1:30.609	(2)	96.67	0.193	11:40:12.745
4 -		28.729	105.3	16.995	127.3	23.253	98.9	21.805	124.5	1:30.782	(3)	96.49	0.366	11:41:43.527
5 -		28.708	105.6	16.883	127.8	22.969	100.6	21.856	124.2	1:30.416	(1)	96.88		11:43:13.943
6 -		28.702	105.0	17.018	127.0	24.979	89.4	26.576	99.8	1:37.275		90.05	6.859	11:44:51.218
7 -		33.890	88.6	19.445	103.8	26.540	95.0	22.243	123.8	1:42.118		85.78	11.702	11:46:33.336

P5		99 Pro		Joe MARSHALL-BIRKS				Rob Boston Racing						
IDEAL LAP TIME		: 1:30.385		BEST LAP TIME : 1:30.508				DIFFERENCE : 0.123						
LAP	SECTOR 1	SECTOR 2		SECTOR 3		SECTOR 4		LAP TIME	MPH	DIFF	TIME OF DAY			
1 -	OUTLAP	95.7	19.071	87.9	30.210	80.1	25.020	114.3	1:51.434		78.61	20.926	11:37:19.539	
2 -		31.022	96.5	20.749	81.2	27.140	82.6	22.825	124.2	1:41.736		86.10	11.228	11:39:01.275
3 -		29.034	103.7	17.046	127.8	23.291	98.9	21.747	124.5	1:31.118	(3)	96.13	0.610	11:40:32.393
4 -		28.649	104.6	17.152	127.3	23.099	96.4	21.943	124.2	1:30.843	(2)	96.42	0.335	11:42:03.236
5 -		28.588	105.0	17.042	127.5	23.008	99.1	21.870	124.2	1:30.508	(1)	96.78		11:43:33.744

Weather / Track : Bright / Dry

2020 Millers Oils Ginetta GT4 SuperCup

QUALIFYING -ROUND 4 - SECTOR ANALYSIS



SECTOR 1 = FL to I1, SECTOR 2 = I1 to I2 SECTOR 3 = I2 to I3, SECTOR 4 = I3 to FL, DIFF = Difference To Personal Best Lap, P = Crossed Finish Line in Pit Lane, D = Time Disallowed

P6		92 Pro		Jamie FALVEY				Motion Capital Racing				
IDEAL LAP TIME : 1:30.471		BEST LAP TIME : 1:30.568				DIFFERENCE : 0.097						
LAP	SECTOR 1	SECTOR 2		SECTOR 3		SECTOR 4		LAP TIME	MPH	DIFF	TIME OF DAY	
1 -	OUTLAP	88.5	19.316	110.0	25.299	74.8	23.593	122.6	1:45.261	83.22	14.693	11:35:00.184
2 -	28.837	105.1	17.054	127.0	23.204	98.2	22.072	124.2	1:31.167 (3)	96.08	0.599	11:36:31.351
3 -	28.692	105.0	16.974	127.0	23.125	100.0	21.833	124.5	1:30.624 (2)	96.66	0.056	11:38:01.975
4 -	28.591	105.5	16.922	127.0	23.129	98.3	21.926	124.2	1:30.568 (1)	96.72		11:39:32.543
5 -	32.998	99.1	17.802	125.6	24.613	91.4	IN PIT		4:44.641 P	30.77	3:14.073	11:44:17.184
6 -	OUTLAP	103.5	17.148	127.0	23.637	95.7	22.072	124.5	1:37.161	90.15	6.593	11:45:54.345
7 -	28.767	104.6	17.271	121.7	23.928	96.1	22.184	123.3	1:32.150	95.06	1.582	11:47:26.495
8 -	28.830	104.8	17.080	126.8	24.131	75.6	23.830	123.3	1:33.871	93.31	3.303	11:49:00.366
9 -	28.914	104.3	17.046	126.3	23.259	100.0	22.039	123.3	1:31.258	95.98	0.690	11:50:31.624

P7		44 Pro		Fin GREEN				Rob Boston Racing				
IDEAL LAP TIME : 1:30.532		BEST LAP TIME : 1:30.617				DIFFERENCE : 0.085						
LAP	SECTOR 1	SECTOR 2		SECTOR 3		SECTOR 4		LAP TIME	MPH	DIFF	TIME OF DAY	
1 -	OUTLAP	96.0	18.592	104.8	25.902	77.0	23.264	122.4	1:44.713	83.65	14.096	11:37:23.980
2 -	29.270	104.3	17.192	126.3	23.259	98.3	21.961	122.6	1:31.682	95.54	1.065	11:38:55.662
3 -	28.857	104.0	17.012	126.8	23.073	101.0	21.960	122.2	1:30.902 (3)	96.36	0.285	11:40:26.564
4 -	28.814	104.2	17.034	127.0	23.066	102.4	21.703	123.1	1:30.617 (1)	96.66		11:41:57.181
5 -	28.850	104.6	16.949	126.3	23.083	102.7	21.965	123.1	1:30.847 (2)	96.42	0.230	11:43:28.028
6 -	31.941	70.9	25.563	56.6	35.831	78.5	23.462	122.0	1:56.797	75.00	26.180	11:45:24.825
7 -	28.839	104.6	16.992	126.6	23.235	100.9	21.988	123.5	1:31.054	96.20	0.437	11:46:55.879

P8		32 Pro		Charlie LADELL				Rob Boston Racing				
IDEAL LAP TIME : 1:30.876		BEST LAP TIME : 1:31.040				DIFFERENCE : 0.164						
LAP	SECTOR 1	SECTOR 2		SECTOR 3		SECTOR 4		LAP TIME	MPH	DIFF	TIME OF DAY	
1 -	OUTLAP	99.5	18.180	125.2	27.208	82.9	28.060	123.3	1:51.620	78.47	20.580	11:37:54.567
2 -	29.499	104.8	17.285	127.5	23.551	95.1	22.114	124.7	1:32.449	94.75	1.409	11:39:27.016
3 -	28.921	105.1	16.957	128.5	23.580	98.3	21.954	124.7	1:31.412	95.82	0.372	11:40:58.428
4 -	28.765	105.5	17.041	127.8	23.274	102.4	21.960	124.5	1:31.040 (1)	96.21		11:42:29.468
5 -	33.477	65.7	22.369	84.3	31.151	68.8	24.024	124.9	1:51.021	78.90	19.981	11:44:20.489
6 -	28.892	105.6	17.159	128.0	23.287	100.6	21.880	124.9	1:31.218 (2)	96.03	0.178	11:45:51.707
7 -	28.818	106.0	17.124	128.3	23.360	99.7	21.971	124.7	1:31.273 (3)	95.97	0.233	11:47:22.980

P9		12 Pro		Reece SOMERFIELD				Privateer				
IDEAL LAP TIME : 1:31.121		BEST LAP TIME : 1:31.258				DIFFERENCE : 0.137						
LAP	SECTOR 1	SECTOR 2		SECTOR 3		SECTOR 4		LAP TIME	MPH	DIFF	TIME OF DAY	
1 -	OUTLAP	87.8	19.002	110.7	27.176	89.1	23.026	122.2	1:47.272	81.66	16.014	11:40:08.262
2 -	29.858	104.3	20.809	87.0	24.377	96.0	22.055	124.9	1:37.099	90.21	5.841	11:41:45.361
3 -	28.923	105.6	17.226	128.8	23.254	94.6	22.024	124.9	1:31.427 (2)	95.81	0.169	11:43:16.788
4 -	28.916	105.3	17.024	129.0	23.391	97.3	21.927	124.5	1:31.258 (1)	95.98		11:44:48.046
5 -	30.354	90.9	19.848	121.3	23.761	92.5	22.438	124.2	1:36.401 (3)	90.86	5.143	11:46:24.447

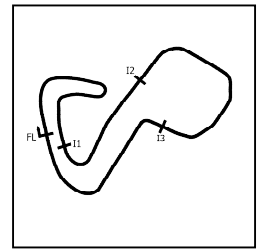
P10		20 Pro		James BLAKE-BALDWIN				AK Motorsport				
IDEAL LAP TIME : 1:31.233		BEST LAP TIME : 1:31.308				DIFFERENCE : 0.075						
LAP	SECTOR 1	SECTOR 2		SECTOR 3		SECTOR 4		LAP TIME	MPH	DIFF	TIME OF DAY	
1 -	OUTLAP	86.2	19.129	100.1	27.844	80.4	23.384	121.7	1:46.333	82.38	15.025	11:35:10.235
2 -	29.873	102.7	17.358	126.1	23.894	96.2	22.283	122.6	1:33.408	93.78	2.100	11:36:43.643
3 -	29.131	104.3	17.003	126.8	23.616	97.6	21.967	124.0	1:31.717	95.50	0.409	11:38:15.360
4 -	29.101	104.2	16.972	127.5	23.482	96.5	21.909	123.8	1:31.464 (2)	95.77	0.156	11:39:46.824
5 -	28.933	104.6	16.969	127.3	23.557	98.8	21.849	123.8	1:31.308 (1)	95.93		11:41:18.132
6 -	29.052	104.2	17.061	127.8	23.563	99.1	21.974	123.1	1:31.650 (3)	95.57	0.342	11:42:49.782

Weather / Track : Bright / Dry

Brands Hatch GP
Circuit Length = 2.4332 miles
Start: 11:33 Flag 11:53 End: 11:54

2020 Millers Oils Ginetta GT4 SuperCup

QUALIFYING -ROUND 4 - SECTOR ANALYSIS



SECTOR 1 = FL to I1, SECTOR 2 = I1 to I2, SECTOR 3 = I2 to I3, SECTOR 4 = I3 to FL, DIFF = Difference To Personal Best Lap, P = Crossed Finish Line in Pit Lane, D = Time Disallowed

P11 27 ProAm Tom EMSON		Elite Motorsport										
IDEAL LAP TIME : 1:31.217		BEST LAP TIME : 1:31.349				DIFFERENCE : 0.132						
LAP	SECTOR 1	SECTOR 2		SECTOR 3		SECTOR 4		LAP TIME	MPH	DIFF	TIME OF DAY	
1 -	OUTLAP	66.7	21.547	91.4	29.008	64.5	24.761	124.0	1:55.620	75.76	24.271	11:37:11.867
2 -	29.331	104.5	17.157	127.8	23.315	96.6	22.112	124.5	1:31.915 (3)	95.30	0.566	11:38:43.782
3 -	28.958	104.8	17.072	128.0	23.291	96.6	22.178	124.5	1:31.499 (2)	95.73	0.150	11:40:15.281
4 -	28.925	104.8	17.047	127.5	23.392	95.7	21.985	124.7	1:31.349 (1)	95.89		11:41:46.630
5 -	28.960	105.8	17.025	127.5	23.953	86.5	22.394	124.2	1:32.332	94.87	0.983	11:43:18.962
6 -	28.916	105.1	17.123	127.0	23.612	95.1	22.300	124.5	1:31.951	95.26	0.602	11:44:50.913

P12 11 ProAm Chris SALKELD		Assetto Motorsport										
IDEAL LAP TIME : 1:31.246		BEST LAP TIME : 1:31.370				DIFFERENCE : 0.124						
LAP	SECTOR 1	SECTOR 2		SECTOR 3		SECTOR 4		LAP TIME	MPH	DIFF	TIME OF DAY	
1 -	OUTLAP	85.1	18.891	120.6	26.488	83.6	23.673	121.5	1:50.534	79.25	19.164	11:35:02.912
2 -	29.638	104.2	17.266	127.0	23.758	98.2	22.234	123.3	1:32.896	94.29	1.526	11:36:35.808
3 -	29.235	103.5	17.192	127.5	23.616	96.0	22.222	124.0	1:32.265	94.94	0.895	11:38:08.073
4 -	29.491	104.5	17.075	127.3	23.420	101.0	22.241	123.8	1:32.227 (3)	94.98	0.857	11:39:40.300
5 -	28.852	103.8	17.050	127.3	23.435	98.1	22.117	123.5	1:31.454 (2)	95.78	0.084	11:41:11.754
6 -	28.868	105.1	16.960	127.5	23.395	97.2	22.147	123.8	1:31.370 (1)	95.87		11:42:43.124
7 -	28.774	105.0	17.053	127.8	24.310	96.2	IN PIT		3:14.928 P	44.93	1:43.558	11:45:58.052
8 -	OUTLAP	79.3	22.213	80.3	28.874	80.9	IN PIT		4:53.554 P	29.84	3:22.184	11:50:51.606
9 -	OUTLAP	103.4	17.220	126.1	23.776	97.8	22.218	122.4	1:35.136	92.07	3.766	11:52:26.742
10 -	29.228	104.2	17.151	126.8	23.434	101.5	22.488	100.4	1:32.301	94.90	0.931	11:53:59.043

P13 78 ProAm Colin WHITE		CWS Motorsport										
IDEAL LAP TIME : 1:31.445		BEST LAP TIME : 1:31.748				DIFFERENCE : 0.303						
LAP	SECTOR 1	SECTOR 2		SECTOR 3		SECTOR 4		LAP TIME	MPH	DIFF	TIME OF DAY	
1 -	OUTLAP	97.8	17.999	124.9	25.196	88.5	23.110	123.5	1:40.968	86.75	9.220	11:39:16.618
2 -	29.674	102.1	17.274	127.3	23.572	95.1	22.215	124.5	1:32.735 (3)	94.46	0.987	11:40:49.353
3 -	29.331	102.6	17.158	128.0	23.253	92.6	22.178	124.2	1:31.920 (2)	95.29	0.172	11:42:21.273
4 -	29.105	104.0	17.233	127.5	23.245	100.6	22.165	124.2	1:31.748 (1)	95.47		11:43:53.021
5 -	28.877	104.0	17.516	127.5	25.062	85.3	IN PIT		3:02.866 P	47.90	1:31.118	11:46:55.887
6 -	OUTLAP	102.2	17.245	127.5	24.041	90.3	22.903	123.8	1:36.511	90.76	4.763	11:48:32.398

P14 40 Am Nick HALSTEAD		Fox Motorsport										
IDEAL LAP TIME : 1:32.281		BEST LAP TIME : 1:32.281				DIFFERENCE : 0.000						
LAP	SECTOR 1	SECTOR 2		SECTOR 3		SECTOR 4		LAP TIME	MPH	DIFF	TIME OF DAY	
1 -	OUTLAP	89.2	19.705	109.4	31.765	80.0	25.647	114.1	1:55.859	75.60	23.578	11:35:15.666
2 -	31.523	99.1	17.871	124.7	25.099	94.5	22.780	122.9	1:37.273	90.05	4.992	11:36:52.939
3 -	29.212	105.8	17.128	127.0	24.009	99.7	22.308	122.9	1:32.657 (2)	94.54	0.376	11:38:25.596
4 -	29.214	104.5	17.221	127.0	24.004	98.9	22.423	123.1	1:32.862 (3)	94.33	0.581	11:39:58.458
5 -	29.068	104.5	17.012	127.5	23.929	100.0	22.272	122.2	1:32.281 (1)	94.92		11:41:30.739

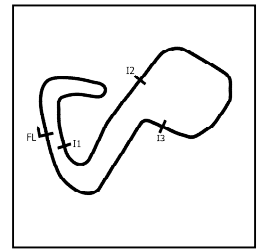
P15 95 Am Stewart LINES		Maximum Motorsport										
IDEAL LAP TIME : 1:32.300		BEST LAP TIME : 1:32.342				DIFFERENCE : 0.042						
LAP	SECTOR 1	SECTOR 2		SECTOR 3		SECTOR 4		LAP TIME	MPH	DIFF	TIME OF DAY	
1 -	OUTLAP	90.5	19.179	106.1	25.766	81.9	23.485	122.6	1:43.497	84.63	11.155	11:35:00.843
2 -	29.841	103.5	17.405	127.0	24.036	95.3	22.688	123.3	1:33.970	93.21	1.628	11:36:34.813
3 -	29.500	104.2	17.106	127.3	23.867	93.8	22.540	123.5	1:33.013	94.17	0.671	11:38:07.826
4 -	30.856	103.0	17.334	127.8	23.899	96.5	22.503	124.0	1:34.592	92.60	2.250	11:39:42.418
5 -	29.460	103.2	17.283	127.5	23.867	96.2	22.303	123.8	1:32.913 (3)	94.28	0.571	11:41:15.331
6 -	29.415	103.7	17.103	127.3	23.479	97.9	22.345	124.0	1:32.342 (1)	94.86		11:42:47.673
7 -	32.665	74.7	21.271	96.5	29.906	71.6	IN PIT		4:22.750 P	33.33	2:50.408	11:47:10.423
8 -	OUTLAP	100.6	18.651	120.4	25.249	90.3	23.138	123.3	1:42.979	85.06	10.637	11:48:53.402
9 -	29.476	103.8	17.175	127.3	23.666	97.9	22.478	122.9	1:32.795 (2)	94.39	0.453	11:50:26.197

Weather / Track : Bright / Dry

Brands Hatch GP
Circuit Length = 2.4332 miles
Start: 11:33 Flag 11:53 End: 11:54

2020 Millers Oils Ginetta GT4 SuperCup

QUALIFYING -ROUND 4 - SECTOR ANALYSIS



SECTOR 1 = FL to I1, SECTOR 2 = I1 to I2 SECTOR 3 = I2 to I3, SECTOR 4 = I3 to FL, DIFF = Difference To Personal Best Lap, P = Crossed Finish Line in Pit Lane, D = Time Disallowed

P16 19 Am		Carl GARNETT				AK Motorsport						
IDEAL LAP TIME : 1:32.532		BEST LAP TIME : 1:32.719				DIFFERENCE : 0.187						
LAP	SECTOR 1	SECTOR 2		SECTOR 3		SECTOR 4		LAP TIME	MPH	DIFF	TIME OF DAY	
1 -	OUTLAP	94.2	19.161	120.2	28.904	68.4	25.123	121.5	1:50.034	79.61	17.315	11:39:28.432
2 -	31.304	66.1	18.290	125.2	26.100	90.3	23.386	121.3	1:39.080	88.41	6.361	11:41:07.512
3 -	29.594	102.4	17.728	125.4	24.492	94.9	22.763	121.5	1:34.577 (3)	92.62	1.858	11:42:42.089
4 -	29.327	102.2	17.562	121.5	25.134	96.5	22.694	122.6	1:34.717	92.48	1.998	11:44:16.806
5 -	28.998	104.2	17.351	126.1	24.025	99.8	22.495	122.2	1:32.869 (2)	94.32	0.150	11:45:49.675
6 -	28.969	104.2	17.171	125.4	24.212	99.2	22.367	122.6	1:32.719 (1)	94.47		11:47:22.394

P17 10 Am		Lee GOLDSMITH				Assetto Motorsport						
IDEAL LAP TIME : 1:33.333		BEST LAP TIME : 1:34.343				DIFFERENCE : 1.010						
LAP	SECTOR 1	SECTOR 2		SECTOR 3		SECTOR 4		LAP TIME	MPH	DIFF	TIME OF DAY	
1 -	OUTLAP	96.4	22.018	99.1	32.777	75.3	IN PIT		2:42.962 P	53.75	1:08.619	11:36:09.499
2 -	OUTLAP	99.4	17.810	125.4	25.330	84.0	23.526	121.5	1:41.071	86.67	6.728	11:37:50.570
3 -	30.090	102.4	17.356	125.9	24.773	93.3	22.821	122.2	1:35.040 (2)	92.17	0.697	11:39:25.610
4 -	29.816	103.0	17.101	126.3	24.823	94.9	22.603	123.1	1:34.343 (1)	92.85		11:40:59.953
5 -	29.687	102.7	17.192	126.6	24.081	93.0	22.815	121.3	1:33.775 D	93.41		11:42:33.728
6 -	29.895	103.4	17.337	125.9	23.942	97.3	22.762	122.4	1:33.936 D	93.25		11:44:07.664
7 -	30.528	104.0	17.832	124.5	24.354	95.7	23.129	122.0	1:35.843 (3)	91.39	1.500	11:45:43.507
8 -	29.737	102.9	41.954	113.9	25.980	87.7	IN PIT		6:11.892 P	23.55	4:37.549	11:51:55.399
9 -	OUTLAP	101.0	17.891	124.5	24.429	91.5	22.839	121.3	1:37.844	89.52	3.501	11:53:33.243

Weather / Track : Bright / Dry

2020 Millers Oils Ginetta GT4 SuperCup
QUALIFYING -ROUND 4 - BEST SPEEDS

POS	INTERMEDIATE 1			INTERMEDIATE 2			INTERMEDIATE 3			FINISH LINE		
	NO	NAME	MPH	NO	NAME	MPH	NO	NAME	MPH	NO	NAME	MPH
1	57	BURTON	106.5	12	SOMERFIELD	129.0	44	GREEN	102.7	81	HIBBERT	126.1
2	32	LADELL	106.0	14	BURNS	128.5	32	LADELL	102.4	14	BURNS	125.4
3	14	BURNS	105.8	32	LADELL	128.5	11	SALKELD	101.5	57	BURTON	124.9
4	27	EMSON	105.8	57	BURTON	128.3	57	BURTON	100.6	32	LADELL	124.9
5	40	HALSTEAD	105.8	81	HIBBERT	128.0	54	SMALLEY	100.6	12	SOMERFIELD	124.9
6	81	HIBBERT	105.6	27	EMSON	128.0	78	WHITE	100.6	54	SMALLEY	124.7
7	54	SMALLEY	105.6	78	WHITE	128.0	92	FALVEY	100.0	27	EMSON	124.7
8	12	SOMERFIELD	105.6	54	SMALLEY	127.8	40	HALSTEAD	100.0	99	MARSHALL-BIRKS	124.5
9	92	FALVEY	105.5	99	MARSHALL-BIRKS	127.8	14	BURNS	99.8	92	FALVEY	124.5
10	11	SALKELD	105.1	20	BLAKE-BALDWIN	127.8	19	GARNETT	99.8	78	WHITE	124.5
11	99	MARSHALL-BIRKS	105.0	11	SALKELD	127.8	99	MARSHALL-BIRKS	99.1	20	BLAKE-BALDWIN	124.0
12	44	GREEN	104.6	95	LINES	127.8	20	BLAKE-BALDWIN	99.1	11	SALKELD	124.0
13	20	BLAKE-BALDWIN	104.6	40	HALSTEAD	127.5	81	HIBBERT	98.9	95	LINES	124.0
14	78	WHITE	104.6	92	FALVEY	127.0	95	LINES	97.9	44	GREEN	123.5
15	95	LINES	104.2	44	GREEN	127.0	12	SOMERFIELD	97.3	40	HALSTEAD	123.1
16	19	GARNETT	104.2	10	GOLDSMITH	126.6	10	GOLDSMITH	97.3	10	GOLDSMITH	123.1
17	10	GOLDSMITH	104.0	19	GARNETT	126.1	27	EMSON	96.6	19	GARNETT	122.6

Weather / Track : Bright / Dry

Results can be found at www.tsl-timing.com

Brands Hatch GP
 Circuit Length = 2.4332 miles
 Start: 11:33 Flag 11:53 End: 11:54

Printed - 11:54 Saturday, 08 August 2020

2020 Millers Oils Ginetta GT4 SuperCup

QUALIFYING -ROUND 4 - BEST SECTORS

SECTOR 1			SECTOR 2			SECTOR 3			SECTOR 4			IDEAL / BEST COMPARISON							
POS	NO	NAME	TIME	NO	NAME	TIME	NO	NAME	TIME	NO	NAME	TIME	POS	NO	NAME	IDEAL	BEST	DIFF	
																PERFECT LAP	1:29.532		
1	14	BURNS	28.429	14	BURNS	16.770	57	BURTON	22.772	81	HIBBERT	21.561	1	14	BURNS	1:29.663	1:29.801	0.138	
2	57	BURTON	28.496	81	HIBBERT	16.819	14	BURNS	22.824	14	BURNS	21.640	2	81	HIBBERT	1:29.780	1:29.788	0.008	
3	81	HIBBERT	28.520	54	SMALLEY	16.883	81	HIBBERT	22.880	44	GREEN	21.703	3	57	BURTON	1:29.929	1:30.219	0.290	
4	99	MARSHAL	28.588	57	BURTON	16.920	54	SMALLEY	22.969	57	BURTON	21.741	4	54	SMALLEY	1:30.359	1:30.416	0.057	
5	92	FALVEY	28.591	92	FALVEY	16.922	99	MARSHAL	23.008	99	MARSHAL	21.747	5	99	MARSHALL-BIRKS	1:30.385	1:30.508	0.123	
6	54	SMALLEY	28.702	44	GREEN	16.949	44	GREEN	23.066	54	SMALLEY	21.805	6	92	FALVEY	1:30.471	1:30.568	0.097	
7	32	LADELL	28.765	32	LADELL	16.957	92	FALVEY	23.125	92	FALVEY	21.833	7	44	GREEN	1:30.532	1:30.617	0.085	
8	11	SALKELD	28.774	11	SALKELD	16.960	78	WHITE	23.245	20	BLAKE-B	21.849	8	32	LADELL	1:30.876	1:31.040	0.164	
9	44	GREEN	28.814	20	BLAKE-B	16.969	12	SOMERFI	23.254	32	LADELL	21.880	9	12	SOMERFIELD	1:31.121	1:31.258	0.137	
10	78	WHITE	28.877	40	HALSTEAD	17.012	32	LADELL	23.274	12	SOMERFI	21.927	10	27	EMSON	1:31.217	1:31.349	0.132	
11	12	SOMERFI	28.916	12	SOMERFI	17.024	27	EMSON	23.291	27	EMSON	21.985	11	20	BLAKE-BALDWIN	1:31.233	1:31.308	0.075	
12	27	EMSON	28.916	27	EMSON	17.025	11	SALKELD	23.395	11	SALKELD	22.117	12	11	SALKELD	1:31.246	1:31.370	0.124	
13	20	BLAKE-B	28.933	99	MARSHAL	17.042	95	LINES	23.479	78	WHITE	22.165	13	78	WHITE	1:31.445	1:31.748	0.303	
14	19	GARNETT	28.969	10	GOLDSMI	17.101	20	BLAKE-B	23.482	40	HALSTEAD	22.272	14	40	HALSTEAD	1:32.281	1:32.281	0.000	
15	40	HALSTEAD	29.068	95	LINES	17.103	40	HALSTEAD	23.929	95	LINES	22.303	15	95	LINES	1:32.300	1:32.342	0.042	
16	95	LINES	29.415	78	WHITE	17.158	10	GOLDSMI	23.942	19	GARNETT	22.367	16	19	GARNETT	1:32.532	1:32.719	0.187	
17	10	GOLDSMI	29.687	19	GARNETT	17.171	19	GARNETT	24.025	10	GOLDSMI	22.603	17	10	GOLDSMITH	1:33.333	1:34.343	1.010	

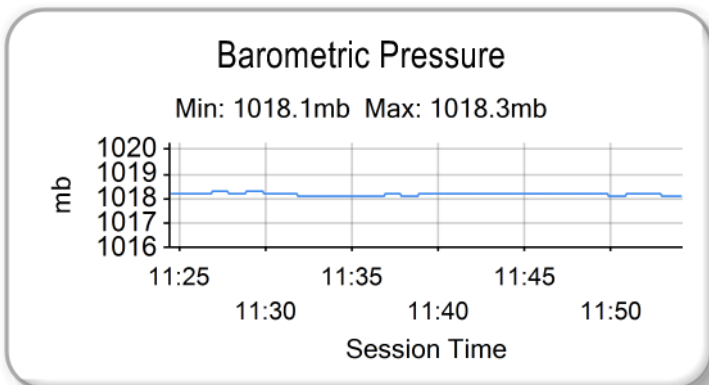
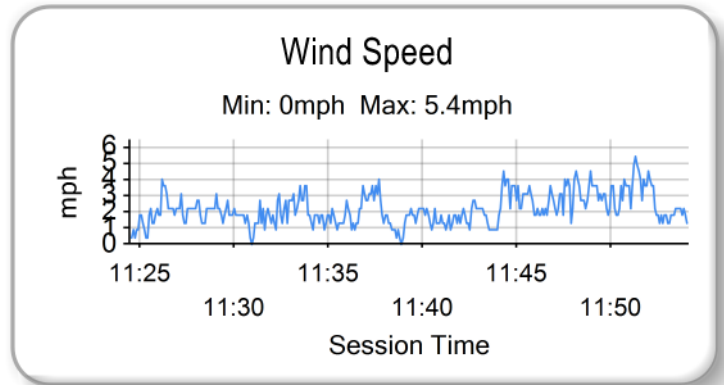
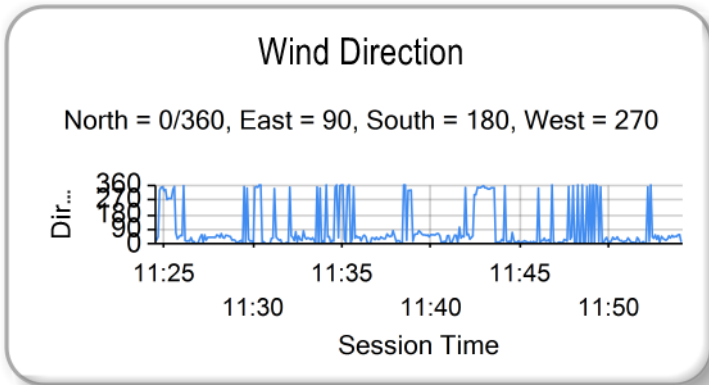
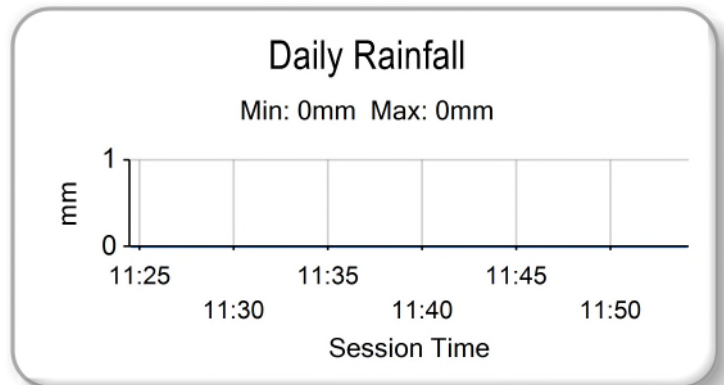
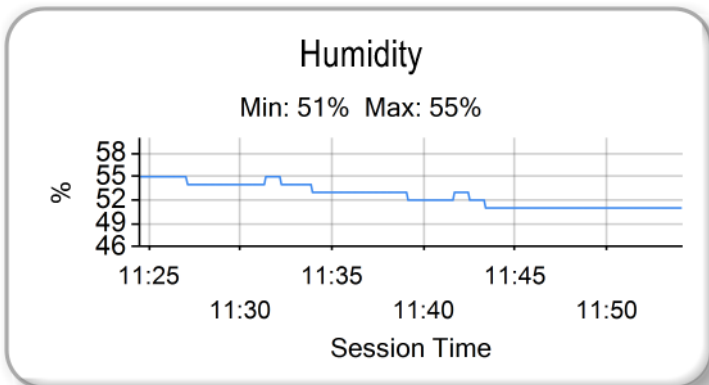
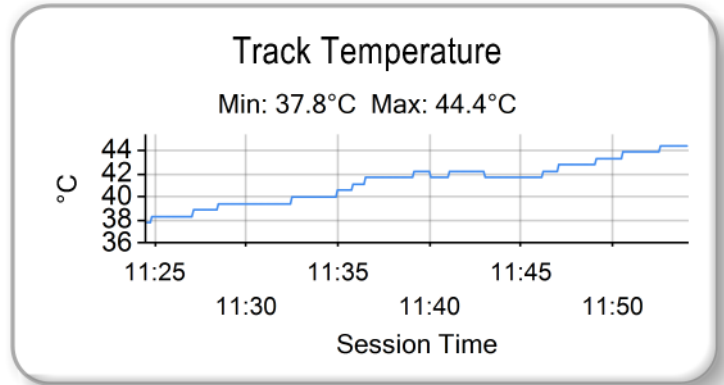
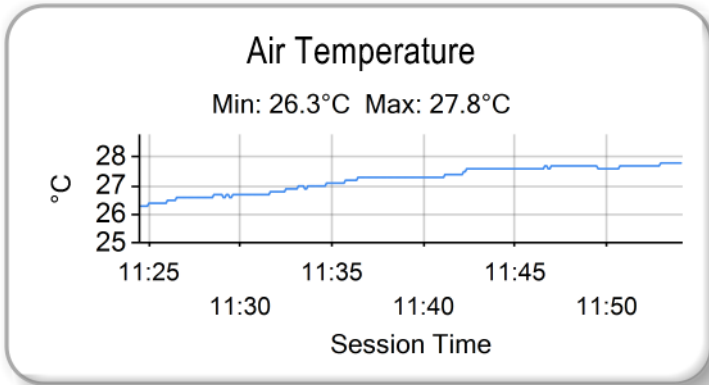
Weather / Track : Bright / Dry

Results can be found at www.tsl-timing.com

Brands Hatch GP
 Circuit Length = 2.4332 miles
 Start: 11:33 Flag 11:53 End: 11:54

Printed - 11:54 Saturday, 08 August 2020

2020 Millers Oils Ginetta GT4 SuperCup
QUALIFYING -ROUND 4 - WEATHER CONDITIONS



Weather / Track : Bright / Dry

Results can be found at www.tsl-timing.com

Brands Hatch GP
 Circuit Length = 2.4332 miles
 Start: 11:33 Flag 11:53 End: 11:54

Printed - 11:55 Saturday, 08 August 2020

2020 Millers Oils Ginetta GT4 SuperCup

QUALIFYING -ROUND 4 - STATISTICS

Competitors Started 17
Planned Start 2020-08-08 @ 11:35:00.000
Actual Start 2020-08-08 @ 11:33:01.364
Finish Time 2020-08-08 @ 11:53:01.637
Track Length 2.4332mi.
Total Laps 114
Total Distance Covered 277.3950mi.

Session Fastest Lap History

NO	CL	NAME	LAP TIME	TIME OF DAY	LAP	VEHICLE
57	Pro	Gus BURTON	1:31.170	11:36:29.620	2	Century Motorsport
92	Pro	Jamie FALVEY	1:31.167	11:36:31.366	2	Motion Capital Racing
57	Pro	Gus BURTON	1:30.333	11:37:59.953	3	Century Motorsport
57	Pro	Gus BURTON	1:30.223	11:39:30.176	4	Century Motorsport
14	Pro	Will BURNS	1:30.047	11:42:13.750	3	Rob Boston Racing
81	Pro	Tom HIBBERT	1:29.991	11:42:15.944	4	Triple M Motorsport
14	Pro	Will BURNS	1:29.801	11:43:43.546	4	Rob Boston Racing
81	Pro	Tom HIBBERT	1:29.788	11:43:45.732	5	Triple M Motorsport

Flag History

TYPE	TIME OF DAY
GREEN	11:33:01.364
FINISH	11:53:01.637

Flag Statistics

TYPE	COUNT	TOTAL LAPS	TOTAL TIME
Green	1	10	21:06.342
Red	0	0	0.000
Safety Car	0	0	0.000
FCY	0	0	0.000

Weather / Track : Bright / Dry

2020 Millers Oils Ginetta GT4 SuperCup
QUALIFYING -ROUND 4 - STATISTICS

CLASS : Pro

10 Starters

Fastest Lap History

NO	NAME	LAP TIME	TIME OF DAY	LAP	VEHICLE
57	Gus BURTON	1:31.170	11:36:29.620	2	Century Motorsport
92	Jamie FALVEY	1:31.167	11:36:31.366	2	Motion Capital Racing
57	Gus BURTON	1:30.333	11:37:59.953	3	Century Motorsport
57	Gus BURTON	1:30.223	11:39:30.176	4	Century Motorsport
14	Will BURNS	1:30.047	11:42:13.750	3	Rob Boston Racing
81	Tom HIBBERT	1:29.991	11:42:15.944	4	Triple M Motorsport
14	Will BURNS	1:29.801	11:43:43.546	4	Rob Boston Racing
81	Tom HIBBERT	1:29.788	11:43:45.732	5	Triple M Motorsport

Weather / Track : Bright / Dry

Results can be found at www.tsl-timing.com

Page 2 of 4

Brands Hatch GP
Circuit Length = 2.4332 miles
Start: 11:33 Flag 11:53 End: 11:54
Printed - 11:55 Saturday, 08 August 2020

2020 Millers Oils Ginetta GT4 SuperCup
QUALIFYING -ROUND 4 - STATISTICS

CLASS : ProAm

3 Starters

Fastest Lap History

NO	NAME	LAP TIME	TIME OF DAY	LAP	VEHICLE
11	Chris SALKELD	1:32.896	11:36:35.826	2	Assetto Motorsport
11	Chris SALKELD	1:32.265	11:38:08.091	3	Assetto Motorsport
27	Tom EMSON	1:31.915	11:38:43.800	2	Elite Motorsport
27	Tom EMSON	1:31.499	11:40:15.300	3	Elite Motorsport
11	Chris SALKELD	1:31.454	11:41:11.773	5	Assetto Motorsport
27	Tom EMSON	1:31.349	11:41:46.648	4	Elite Motorsport

Weather / Track : Bright / Dry

Results can be found at www.tsl-timing.com

Page 3 of 4

Brands Hatch GP
Circuit Length = 2.4332 miles
Start: 11:33 Flag 11:53 End: 11:54

Printed - 11:55 Saturday, 08 August 2020

2020 Millers Oils Ginetta GT4 SuperCup
QUALIFYING -ROUND 4 - STATISTICS

CLASS : Am

4 Starters

Fastest Lap History

NO	NAME	LAP TIME	TIME OF DAY	LAP	VEHICLE
95	Stewart LINES	1:33.970	11:36:34.828	2	Maximum Motorsport
95	Stewart LINES	1:33.013	11:38:07.841	3	Maximum Motorsport
40	Nick HALSTEAD	1:32.657	11:38:25.610	3	Fox Motorsport
40	Nick HALSTEAD	1:32.281	11:41:30.753	5	Fox Motorsport

Weather / Track : Bright / Dry

Results can be found at www.tsl-timing.com

Page 4 of 4

Brands Hatch GP
Circuit Length = 2.4332 miles
Start: 11:33 Flag 11:53 End: 11:54

Printed - 11:55 Saturday, 08 August 2020

2020 Millers Oils Ginetta GT4 SuperCup
ROUND 4 - GRID (20 minutes / 10 Laps)

ROW 9	17	1:34.343	10 Lee GOLDSMITH				
ROW 8	15	1:32.342	95 Stewart LINES		16	1:32.719	19 Carl GARNETT
ROW 7	13	1:31.748	78 Colin WHITE		14	1:32.281	40 Nick HALSTEAD
ROW 6	11	1:31.349	27 Tom EMSON		12	1:31.370	11 Chris SALKELD
ROW 5	9	1:31.258	12 Reece SOMERFIELD		10	1:31.308	20 James BLAKE-BALDWIN
ROW 4	7	1:30.617	44 Fin GREEN		8	1:31.040	32 Charlie LADELL
ROW 3	5	1:30.508	99 Joe MARSHALL-BIRKS		6	1:30.568	92 Jamie FALVEY
ROW 2	3	1:30.219	57 Gus BURTON		4	1:30.416	54 Adam SMALLEY
ROW 1	1	1:29.788	81 Tom HIBBERT		2	1:29.801	14 Will BURNS
Pole							

Brands Hatch GP
 Circuit Length = 2.4332 miles

These results are provisional until the conclusion of any judicial and technical matters.

Clerk Of Course :	Steward :	Timekeeper :
-------------------	-----------	--------------

Results can be found at www.tsl-timing.com

Printed - 11:56 Saturday, 08 August 2020



2020 Millers Oils Ginetta GT4 SuperCup

ROUND 4 - CLASSIFICATION

POS	NO	CL	PIC NAME	NAT	ENTRY	LAPS	TIME	GAP	DIFF	MPH	BEST	ON
1	81	Pro	1 Tom HIBBERT	GBR	Triple M Motorsport	11	20:23.390			78.76	1:31.104	4
2	57	Pro	2 Gus BURTON	GBR	Century Motorsport	11	20:24.383	0.993	0.993	78.69	1:31.184	4
3	14	Pro	3 Will BURNS	GBR	Rob Boston Racing	11	20:24.804	1.414	0.421	78.67	1:31.303	5
4	54	Pro	4 Adam SMALLEY	GBR	Elite Motorsport	11	20:25.767	2.377	0.963	78.61	1:31.646	3
5	92	Pro	5 Jamie FALVEY	GBR	Motion Capital Racing	11	20:26.896	3.506	1.129	78.53	1:31.950	3
6	32	Pro	6 Charlie LADELL	GBR	Rob Boston Racing	11	20:27.505	4.115	0.609	78.49	1:31.895	3
7	99	Pro	7 Joe MARSHALL-BIRKS	GBR	Rob Boston Racing	11	20:28.564	5.174	1.059	78.43	1:31.982	3
8	12	Pro	8 Reece SOMERFIELD	GBR	Privateer	11	20:29.519	6.129	0.955	78.37	1:32.353	4
9	20	Pro	9 James BLAKE-BALDWIN	GBR	AK Motorsport	11	20:29.897	6.507	0.378	78.34	1:32.276	4
10	44	Pro	10 Fin GREEN	GBR	Rob Boston Racing	11	20:30.176	6.786	0.279	78.32	1:31.924	3
11	11	ProAm	1 Chris SALKELD	GBR	Assetto Motorsport	11	20:30.963	7.573	0.787	78.27	1:32.718	4
12	27	ProAm	2 Tom EMSON	GBR	Elite Motorsport	11	20:31.002	7.612	0.039	78.27	1:32.421	5
13	40	Am	1 Nick HALSTEAD	GBR	Fox Motorsport	11	20:32.295	8.905	1.293	78.19	1:33.332	4
14	95	Am	2 Stewart LINES	GBR	Maximum Motorsport	11	20:33.353	9.963	1.058	78.12	1:33.392	5
15	10	Am	3 Lee GOLDSMITH	GBR	Assetto Motorsport	11	20:47.127	23.737	13.774	77.26	1:35.178	2

NOT CLASSIFIED

DNF	78	ProAm	Colin WHITE	GBR	CWS Motorsport	4	6:22.211	7 Laps	7 Laps	91.67	1:32.271	4
DNF	19	Am	Carl GARNETT	GBR	AK Motorsport	0						

FASTEST LAP

81	Pro	Tom HIBBERT	GBR	Triple M Motorsport	4	1:31.104	96.15 mph	154.74 kph
78	ProAm	Colin WHITE	GBR	CWS Motorsport	4	1:32.271	94.93 mph	152.78 kph
40	Am	Nick HALSTEAD	GBR	Fox Motorsport	4	1:33.332	93.85 mph	151.04 kph

Weather / Track : Bright / Dry

These results are provisional until the conclusion of any judicial and technical matters.

Brands Hatch GP

Circuit Length = 2.4332 miles

Start: 16:07 Flag 16:27 End: 16:28

Clerk Of Course :	Steward :	Timekeeper :
-------------------	-----------	--------------

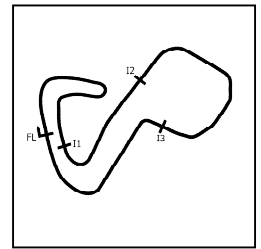
Results can be found at www.tsl-timing.com

Printed - 16:28 Saturday, 08 August 2020



2020 Millers Oils Ginetta GT4 SuperCup

ROUND 4 - SECTOR ANALYSIS



SECTOR 1 = FL to I1, SECTOR 2 = I1 to I2 SECTOR 3 = I2 to I3, SECTOR 4 = I3 to FL, DIFF = Difference To Personal Best Lap, P = Crossed Finish Line in Pit Lane, D = Time Disallowed

P1 81 Pro Tom HIBBERT		Triple M Motorsport										
IDEAL LAP TIME : 1:30.967		BEST LAP TIME : 1:31.104				DIFFERENCE : 0.137						
LAP	SECTOR 1	SECTOR 2		SECTOR 3		SECTOR 4		LAP TIME	MPH	DIFF	TIME OF DAY	
1 -		104.2	17.333	126.1	23.295	99.7	22.101	123.8	1:37.921	89.45	6.817	16:08:51.212
2 -	29.047	105.3	17.395	127.3	23.330	98.6	22.042	124.7	1:31.814	95.40	0.710	16:10:23.026
3 -	29.062	104.8	17.085	127.3	23.065	99.1	21.908	124.7	1:31.120 (2)	96.13	0.016	16:11:54.146
4 -	29.079	104.8	17.116	127.0	23.078	100.4	21.831	124.5	1:31.104 (1)	96.15		16:13:25.250
5 -	29.016	105.3	17.096	127.0	23.186	99.8	21.913	124.2	1:31.211 (3)	96.03	0.107	16:14:56.461
6 -	28.991	105.1	17.080	126.6	23.258	95.4	30.157	86.1	1:39.486	88.05	8.382	16:16:35.947
7 -	37.039	59.9	27.975	75.9	39.083	53.4	46.842	48.5	2:30.939	58.03	59.835	16:19:06.886
8 -	56.168	45.5	34.066	57.5	49.606	45.1	41.849	64.0	3:01.689	48.21	1:30.585	16:22:08.575
9 -	45.923	71.3	27.507	65.2	40.149	41.8	29.200	122.6	2:22.779	61.35	51.675	16:24:31.354
10 -	29.553	105.0	17.234	126.6	23.572	95.5	22.382	123.3	1:32.741	94.45	1.637	16:26:04.095
11 -	29.372	104.5	17.231	126.8	23.735	96.4	22.248	124.2	1:32.586	94.61	1.482	16:27:36.681

P2 57 Pro Gus BURTON		Century Motorsport										
IDEAL LAP TIME : 1:31.072		BEST LAP TIME : 1:31.184				DIFFERENCE : 0.112						
LAP	SECTOR 1	SECTOR 2		SECTOR 3		SECTOR 4		LAP TIME	MPH	DIFF	TIME OF DAY	
1 -		103.8	17.442	127.5	23.210	96.0	22.126	123.8	1:38.400	89.02	7.216	16:08:51.691
2 -	29.035	105.5	17.085	129.5	23.633	96.0	22.091	124.2	1:31.844	95.37	0.660	16:10:23.535
3 -	28.965	105.3	17.110	127.5	23.261	98.5	21.986	122.9	1:31.322 (2)	95.92	0.138	16:11:54.857
4 -	28.907	105.3	17.101	128.0	23.249	98.6	21.927	122.9	1:31.184 (1)	96.06		16:13:26.041
5 -	28.863	105.3	17.388	127.3	23.255	97.5	21.951	122.9	1:31.457 (3)	95.78	0.273	16:14:57.498
6 -	28.850	105.6	17.088	127.0	23.211	96.6	30.562	85.9	1:39.711	87.85	8.527	16:16:37.209
7 -	36.485	59.1	28.149	71.7	38.863	54.2	46.763	52.3	2:30.260	58.29	59.076	16:19:07.469
8 -	56.605	45.7	33.905	55.5	49.633	46.3	41.873	60.4	3:02.016	48.12	1:30.832	16:22:09.485
9 -	46.371	58.2	26.582	67.3	40.212	39.7	29.038	123.5	2:22.203	61.60	51.019	16:24:31.688
10 -	29.665	104.3	17.757	125.2	24.529	98.3	22.232	123.1	1:34.183	93.00	2.999	16:26:05.871
11 -	29.192	105.1	17.221	127.0	23.225	96.2	22.165	123.5	1:31.803	95.42	0.619	16:27:37.674

P3 14 Pro Will BURNS		Rob Boston Racing										
IDEAL LAP TIME : 1:31.130		BEST LAP TIME : 1:31.303				DIFFERENCE : 0.173						
LAP	SECTOR 1	SECTOR 2		SECTOR 3		SECTOR 4		LAP TIME	MPH	DIFF	TIME OF DAY	
1 -		105.6	17.295	129.5	23.614	98.6	22.056	124.7	1:38.823	88.64	7.520	16:08:52.114
2 -	29.105	104.6	17.107	128.0	23.553	96.6	21.972	125.6	1:31.737	95.48	0.434	16:10:23.851
3 -	29.104	105.1	16.988	128.3	23.457	98.3	21.941	124.7	1:31.490 (3)	95.74	0.187	16:11:55.341
4 -	28.981	105.1	16.973	128.0	23.429	99.5	21.939	123.3	1:31.322 (2)	95.92	0.019	16:13:26.663
5 -	29.018	104.8	16.933	128.8	23.417	97.2	21.935	123.8	1:31.303 (1)	95.94		16:14:57.966
6 -	29.114	104.3	17.076	127.8	23.281	97.3	30.328	83.9	1:39.799	87.77	8.496	16:16:37.765
7 -	36.621	64.3	28.229	69.3	38.994	51.3	46.787	53.2	2:30.631	58.15	59.328	16:19:08.396
8 -	56.398	41.5	34.521	50.8	49.082	45.9	41.930	60.5	3:01.931	48.14	1:30.628	16:22:10.327
9 -	46.521	56.3	26.431	70.7	39.892	43.0	28.765	124.9	2:21.609	61.85	50.306	16:24:31.936
10 -	29.690	104.5	17.457	128.3	24.824	94.3	22.183	124.7	1:34.154	93.03	2.851	16:26:06.090
11 -	29.369	105.0	17.154	128.3	23.473	99.4	22.009	123.1	1:32.005	95.21	0.702	16:27:38.095

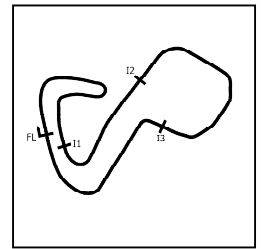
P4 54 Pro Adam SMALLEY		Elite Motorsport										
IDEAL LAP TIME : 1:31.595		BEST LAP TIME : 1:31.646				DIFFERENCE : 0.051						
LAP	SECTOR 1	SECTOR 2		SECTOR 3		SECTOR 4		LAP TIME	MPH	DIFF	TIME OF DAY	
1 -		103.0	17.454	126.8	23.594	98.2	22.135	123.8	1:39.528	88.01	7.882	16:08:52.819
2 -	29.322	104.8	17.286	127.0	23.394	96.9	22.103	123.5	1:32.105	95.10	0.459	16:10:24.924
3 -	29.198	104.6	17.151	127.3	23.312	97.3	21.985	124.2	1:31.646 (1)	95.58		16:11:56.570
4 -	29.246	103.8	17.133	127.3	23.475	97.3	22.028	123.8	1:31.882 (3)	95.33	0.236	16:13:28.452
5 -	29.165	104.3	17.199	127.0	23.336	98.8	22.048	123.8	1:31.748 (2)	95.47	0.102	16:15:00.200
6 -	29.351	104.5	17.193	127.0	23.531	97.9	28.258	83.8	1:38.333	89.08	6.687	16:16:38.533
7 -	36.620	65.4	28.271	66.9	38.808	52.3	46.813	52.7	2:30.512	58.20	58.866	16:19:09.045
8 -	56.433	44.2	34.805	47.7	49.229	42.3	41.376	57.7	3:01.843	48.17	1:30.197	16:22:10.888
9 -	46.740	60.0	26.208	73.1	40.043	40.4	28.441	122.6	2:21.432	61.93	49.786	16:24:32.320
10 -	29.738	104.3	17.450	128.3	24.621	91.8	22.462	124.0	1:34.271	92.92	2.625	16:26:06.591
11 -	29.482	105.0	17.168	127.5	23.601	98.1	22.216	124.2	1:32.467	94.73	0.821	16:27:39.058

Weather / Track : Bright / Dry

Brands Hatch GP
Circuit Length = 2.4332 miles
Start: 16:07 Flag 16:27 End: 16:28

2020 Millers Oils Ginetta GT4 SuperCup

ROUND 4 - SECTOR ANALYSIS



SECTOR 1 = FL to I1, SECTOR 2 = I1 to I2 SECTOR 3 = I2 to I3, SECTOR 4 = I3 to FL, DIFF = Difference To Personal Best Lap, P = Crossed Finish Line in Pit Lane, D = Time Disallowed

P5		92 Pro		Jamie FALVEY		Motion Capital Racing						
IDEAL LAP TIME : 1:31.891		BEST LAP TIME : 1:31.950		DIFFERENCE : 0.059								
LAP	SECTOR 1	SECTOR 2	SECTOR 3	SECTOR 4	LAP TIME	MPH	DIFF	TIME OF DAY				
1 -		103.4	17.665	126.8	24.071	97.5	22.261	123.8	1:40.633	87.04	8.683	16:08:53.924
2 -	29.194	104.5	17.265	126.8	23.595	98.2	22.148	124.0	1:32.202	95.00	0.252	16:10:26.126
3 -	29.203	104.8	17.102	126.8	23.533	98.9	22.112	123.3	1:31.950 (1)	95.26		16:11:58.076
4 -	29.159	104.5	17.234	126.3	23.609	99.1	22.142	123.1	1:32.144	(2)	95.06	16:13:30.220
5 -	29.173	104.5	17.193	126.6	23.518	99.8	22.270	122.9	1:32.154	(3)	95.05	16:15:02.374
6 -	29.306	104.0	17.417	112.5	28.089	73.1	27.282	99.5	1:42.094	85.80	10.144	16:16:44.468
7 -	34.080	90.4	26.499	68.6	38.725	56.1	46.366	53.3	2:25.670	60.13	53.720	16:19:10.138
8 -	56.314	47.3	34.571	48.8	49.517	40.8	41.442	63.1	3:01.844	48.17	1:29.894	16:22:11.982
9 -	46.738	57.1	25.879	88.4	39.884	38.7	28.249	122.6	2:20.750	62.23	48.800	16:24:32.732
10 -	30.021	103.7	17.426	126.8	24.249	94.1	22.563	124.0	1:34.259	92.93	2.309	16:26:06.991
11 -	29.618	104.2	17.299	126.1	23.991	96.8	22.288	123.1	1:33.196	93.99	1.246	16:27:40.187

P6		32 Pro		Charlie LADELL		Rob Boston Racing						
IDEAL LAP TIME : 1:31.859		BEST LAP TIME : 1:31.895		DIFFERENCE : 0.036								
LAP	SECTOR 1	SECTOR 2	SECTOR 3	SECTOR 4	LAP TIME	MPH	DIFF	TIME OF DAY				
1 -		102.1	17.678	129.5	24.241	94.7	22.310	124.5	1:41.282	86.48	9.387	16:08:54.573
2 -	30.037	105.0	17.675	128.3	24.012	97.8	22.169	124.7	1:33.893	93.29	1.998	16:10:28.466
3 -	29.132	105.3	17.206	128.5	23.515	98.2	22.042	125.9	1:31.895 (1)	95.32		16:12:00.361
4 -	29.396	105.6	17.268	129.5	23.730	98.8	22.006	125.4	1:32.400	(2)	94.80	16:13:32.761
5 -	29.360	106.0	17.656	128.3	23.745	97.8	22.081	125.2	1:32.842	(3)	94.35	16:15:05.603
6 -	29.400	105.1	17.322	128.5	29.411	72.0	28.518	90.6	1:44.651	83.70	12.756	16:16:50.254
7 -	34.163	79.8	24.137	65.1	37.933	57.9	46.923	52.2	2:23.156	61.19	51.261	16:19:13.410
8 -	57.198	45.8	34.003	51.4	48.802	41.2	42.858	58.9	3:02.861	47.90	1:30.966	16:22:16.271
9 -	45.815	55.1	27.109	70.6	37.407	35.8	26.894	126.1	2:17.225	63.83	45.330	16:24:33.496
10 -	30.262	104.6	17.491	128.5	23.991	92.8	22.282	126.3	1:34.026	93.16	2.131	16:26:07.522
11 -	29.875	105.3	17.497	126.8	23.853	99.5	22.049	124.9	1:33.274	93.91	1.379	16:27:40.796

P7		99 Pro		Joe MARSHALL-BIRKS		Rob Boston Racing						
IDEAL LAP TIME : 1:31.884		BEST LAP TIME : 1:31.982		DIFFERENCE : 0.098								
LAP	SECTOR 1	SECTOR 2	SECTOR 3	SECTOR 4	LAP TIME	MPH	DIFF	TIME OF DAY				
1 -		101.6	17.586	128.0	24.020	94.7	22.590	121.7	1:41.219	86.54	9.237	16:08:54.510
2 -	29.455	103.0	17.200	127.3	23.557	96.4	22.220	123.3	1:32.432	94.77	0.450	16:10:26.942
3 -	29.321	103.0	17.256	126.8	23.288	96.5	22.117	123.8	1:31.982 (1)	95.23		16:11:58.924
4 -	29.283	103.5	17.303	127.5	23.418	97.5	22.113	124.0	1:32.117	(2)	95.09	16:13:31.041
5 -	29.329	103.5	17.295	126.6	23.320	96.4	22.234	123.1	1:32.178	(3)	95.03	16:15:03.219
6 -	29.778	100.7	17.440	117.3	28.947	75.1	28.252	90.8	1:44.417	83.89	12.435	16:16:47.636
7 -	34.955	80.0	23.565	68.6	38.518	52.7	46.561	54.6	2:23.599	61.00	51.617	16:19:11.235
8 -	56.355	43.7	34.207	47.0	49.489	37.5	41.921	62.8	3:01.972	48.13	1:29.990	16:22:13.207
9 -	46.563	56.5	26.059	76.9	39.193	39.0	27.978	124.0	2:19.793	62.66	47.811	16:24:33.000
10 -	30.332	102.1	17.646	126.1	23.912	94.9	22.493	123.8	1:34.383	92.81	2.401	16:26:07.383
11 -	29.984	102.1	17.601	125.9	24.570	96.8	22.317	123.5	1:34.472	92.72	2.490	16:27:41.855

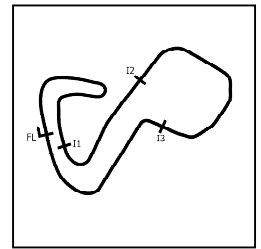
P8		12 Pro		Reece SOMERFIELD		Privateer						
IDEAL LAP TIME : 1:32.164		BEST LAP TIME : 1:32.353		DIFFERENCE : 0.189								
LAP	SECTOR 1	SECTOR 2	SECTOR 3	SECTOR 4	LAP TIME	MPH	DIFF	TIME OF DAY				
1 -		104.2	17.810	130.0	24.227	93.3	22.189	127.3	1:41.394	86.39	9.041	16:08:54.685
2 -	29.745	104.6	17.303	128.5	23.568	96.9	22.257	124.9	1:32.873	94.32	0.520	16:10:27.558
3 -	29.428	104.0	17.238	128.5	23.796	95.1	22.113	124.9	1:32.575	(2)	94.62	16:12:00.133
4 -	29.358	104.3	17.260	128.5	23.551	97.2	22.184	124.0	1:32.353 (1)	94.85		16:13:32.486
5 -	29.437	104.8	17.318	128.3	23.701	94.6	22.274	124.2	1:32.730	(3)	94.46	16:15:05.216
6 -	29.262	104.6	17.392	124.0	29.146	70.4	27.644	102.1	1:43.444	84.68	11.091	16:16:48.660
7 -	34.847	81.6	24.316	64.6	37.940	59.2	46.744	50.8	2:23.847	60.89	51.494	16:19:12.507
8 -	57.046	43.2	33.993	50.3	49.071	37.3	42.582	62.2	3:02.692	47.94	1:30.339	16:22:15.199
9 -	46.138	55.4	27.125	65.4	37.347	38.6	27.529	124.9	2:18.139	63.41	45.786	16:24:33.338
10 -	30.315	103.4	17.808	129.3	24.288	94.2	22.484	124.0	1:34.895	92.31	2.542	16:26:08.233
11 -	29.726	103.8	17.320	129.3	25.024	93.3	22.507	122.6	1:34.577	92.62	2.224	16:27:42.810

Weather / Track : Bright / Dry

Brands Hatch GP
Circuit Length = 2.4332 miles
Start: 16:07 Flag 16:27 End: 16:28

2020 Millers Oils Ginetta GT4 SuperCup

ROUND 4 - SECTOR ANALYSIS



SECTOR 1 = FL to I1, SECTOR 2 = I1 to I2 SECTOR 3 = I2 to I3, SECTOR 4 = I3 to FL, DIFF = Difference To Personal Best Lap, P = Crossed Finish Line in Pit Lane, D = Time Disallowed

P9 20 Pro James BLAKE-BALDWIN		AK Motorsport										
IDEAL LAP TIME : 1:32.260		BEST LAP TIME : 1:32.276				DIFFERENCE : 0.016						
LAP	SECTOR 1	SECTOR 2		SECTOR 3		SECTOR 4		LAP TIME	MPH	DIFF	TIME OF DAY	
1 -		103.5	17.464	129.3	24.436	93.0	22.869	122.9	1:43.332	84.77	11.056	16:08:56.623
2 -	29.750	104.0	17.238	128.3	23.941	98.1	22.532	124.5	1:33.461 (2)	93.72	1.185	16:10:30.084
3 -	30.014	103.8	17.219	128.0	24.056	96.2	22.430	124.7	1:33.719	93.46	1.443	16:12:03.803
4 -	29.302	104.3	17.076	128.0	23.689	100.1	22.209	123.3	1:32.276 (1)	94.93		16:13:36.079
5 -	29.286	104.3	17.081	130.5	23.970	98.8	24.401	122.9	1:34.738	92.46	2.462	16:15:10.817
6 -	29.296	104.3	17.147	126.8	26.396	66.1	28.864	90.1	1:41.703	86.13	9.427	16:16:52.520
7 -	34.340	87.8	23.244	74.5	38.749	60.4	47.965	59.2	2:24.298	60.70	52.022	16:19:16.818
8 -	56.943	50.1	33.449	54.0	48.478	39.3	43.355	55.7	3:02.225	48.07	1:29.949	16:22:19.043
9 -	45.921	56.6	26.267	80.2	37.220	35.5	26.575	122.2	2:15.983	64.41	43.707	16:24:35.026
10 -	29.637	103.2	17.375	129.3	24.219	96.9	22.482	125.2	1:33.713 (3)	93.47	1.437	16:26:08.739
11 -	29.816	104.0	17.264	127.0	24.884	92.5	22.485	124.2	1:34.449	92.74	2.173	16:27:43.188

P10 44 Pro Fin GREEN		Rob Boston Racing										
IDEAL LAP TIME : 1:31.924		BEST LAP TIME : 1:31.924				DIFFERENCE : 0.000						
LAP	SECTOR 1	SECTOR 2		SECTOR 3		SECTOR 4		LAP TIME	MPH	DIFF	TIME OF DAY	
1 -		104.3	17.764	126.3	24.122	92.1	22.405	124.9	1:41.764	86.07	9.840	16:08:55.055
2 -	29.862	104.3	17.449	130.0	24.245	97.3	22.307	122.4	1:33.863	93.32	1.939	16:10:28.918
3 -	29.249	103.8	17.130	127.0	23.390	100.3	22.155	123.8	1:31.924 (1)	95.29		16:12:00.842
4 -	29.325	103.7	17.238	127.5	23.619	98.1	22.193	124.0	1:32.375 (2)	94.82	0.451	16:13:33.217
5 -	29.449	104.0	17.437	127.5	23.631	97.6	22.339	123.3	1:32.856 (3)	94.33	0.932	16:15:06.073
6 -	29.372	104.3	17.320	127.3	29.677	71.8	28.630	88.6	1:44.999	83.42	13.075	16:16:51.072
7 -	33.723	83.7	24.341	67.9	38.096	60.7	47.556	60.6	2:23.716	60.95	51.792	16:19:14.788
8 -	57.210	44.0	33.694	50.9	48.674	39.2	43.512	53.4	3:03.090	47.84	1:31.166	16:22:17.878
9 -	45.453	57.4	26.686	75.7	37.141	36.4	26.791	123.1	2:16.071	64.37	44.147	16:24:33.949
10 -	29.985	104.2	17.755	127.0	24.208	95.7	22.519	124.2	1:34.467	92.72	2.543	16:26:08.416
11 -	29.827	103.7	17.452	129.3	25.184	92.3	22.588	124.5	1:35.051	92.15	3.127	16:27:43.467

P11 11 ProAm Chris SALKELD		Assetto Motorsport										
IDEAL LAP TIME : 1:32.260		BEST LAP TIME : 1:32.718				DIFFERENCE : 0.458						
LAP	SECTOR 1	SECTOR 2		SECTOR 3		SECTOR 4		LAP TIME	MPH	DIFF	TIME OF DAY	
1 -		102.9	17.476	127.8	24.238	94.5	22.763	125.2	1:43.469	84.66	10.751	16:08:56.760
2 -	30.091	103.7	17.328	127.8	23.938	97.8	22.394	124.5	1:33.751 (3)	93.43	1.033	16:10:30.511
3 -	30.005	103.5	17.612	128.0	23.763	98.1	22.372	123.1	1:33.752	93.43	1.034	16:12:04.263
4 -	29.566	103.5	17.183	128.3	23.706	99.2	22.263	123.5	1:32.718 (1)	94.47		16:13:36.981
5 -	29.145	104.6	17.286	128.3	23.669	98.2	24.006	123.1	1:34.106	93.08	1.388	16:15:11.087
6 -	29.516	104.5	17.775	109.8	26.364	74.1	28.341	89.1	1:41.996	85.88	9.278	16:16:53.083
7 -	34.581	77.4	23.168	82.3	38.732	60.7	48.490	56.1	2:24.971	60.42	52.253	16:19:18.054
8 -	57.368	47.7	32.743	46.8	48.336	37.9	43.151	55.6	3:01.598	48.23	1:28.880	16:22:19.652
9 -	46.174	51.9	26.457	85.0	37.075	37.0	26.548	122.4	2:16.254	64.29	43.536	16:24:35.906
10 -	29.762	103.5	17.298	127.8	24.117	94.6	22.367	126.3	1:33.544 (2)	93.64	0.826	16:26:09.450
11 -	30.337	103.0	17.456	128.5	23.978	93.2	23.033	124.0	1:34.804	92.39	2.086	16:27:44.254

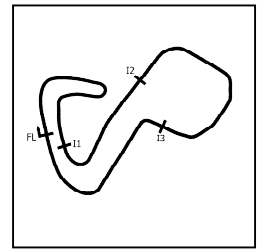
P12 27 ProAm Tom EMSON		Elite Motorsport										
IDEAL LAP TIME : 1:32.295		BEST LAP TIME : 1:32.421				DIFFERENCE : 0.126						
LAP	SECTOR 1	SECTOR 2		SECTOR 3		SECTOR 4		LAP TIME	MPH	DIFF	TIME OF DAY	
1 -		104.2	17.534	128.0	24.453	92.1	22.564	125.2	1:42.464	85.49	10.043	16:08:55.755
2 -	29.678	103.8	17.338	127.5	24.180	95.3	22.615	123.5	1:33.811	93.37	1.390	16:10:29.566
3 -	29.654	103.8	17.290	126.8	23.582	96.1	22.326	124.0	1:32.852 (3)	94.34	0.431	16:12:02.418
4 -	29.317	103.7	17.222	126.6	23.655	95.7	22.305	123.8	1:32.499 (2)	94.70	0.078	16:13:34.917
5 -	29.362	104.0	17.124	127.3	23.549	98.1	22.386	123.8	1:32.421 (1)	94.78		16:15:07.338
6 -	29.473	104.5	17.268	127.3	29.028	67.1	28.781	95.7	1:44.550	83.78	12.129	16:16:51.888
7 -	33.967	89.7	23.827	69.6	38.334	64.7	47.674	56.1	2:23.802	60.91	51.381	16:19:15.690
8 -	57.305	44.9	33.414	58.3	48.679	38.9	43.401	53.9	3:02.799	47.92	1:30.378	16:22:18.489
9 -	45.637	56.9	26.508	75.2	37.089	38.3	26.592	124.7	2:15.826	64.49	43.405	16:24:34.315
10 -	30.178	103.5	17.433	128.8	24.800	94.2	22.540	124.9	1:34.951	92.25	2.530	16:26:09.266
11 -	30.134	103.8	17.370	127.8	24.279	90.1	23.244	121.5	1:35.027	92.18	2.606	16:27:44.293

Weather / Track : Bright / Dry

Brands Hatch GP
Circuit Length = 2.4332 miles
Start: 16:07 Flag 16:27 End: 16:28

2020 Millers Oils Ginetta GT4 SuperCup

ROUND 4 - SECTOR ANALYSIS



SECTOR 1 = FL to I1, SECTOR 2 = I1 to I2 SECTOR 3 = I2 to I3, SECTOR 4 = I3 to FL, DIFF = Difference To Personal Best Lap, P = Crossed Finish Line in Pit Lane, D = Time Disallowed

P13 40 Am		Nick HALSTEAD				Fox Motorsport						
IDEAL LAP TIME : 1:33.226		BEST LAP TIME : 1:33.332				DIFFERENCE : 0.106						
LAP	SECTOR 1	SECTOR 2		SECTOR 3		SECTOR 4		LAP TIME	MPH	DIFF	TIME OF DAY	
1 -		102.9	17.623	128.0	24.413	98.9	22.774	123.8	1:44.161	84.09	10.829	16:08:57.452
2 -	29.895	104.2	17.306	128.5	24.405	97.6	22.589	122.4	1:34.195	92.99	0.863	16:10:31.647
3 -	29.523	104.8	17.227	128.8	24.423	98.5	22.592	122.6	1:33.765 (3)	93.42	0.433	16:12:05.412
4 -	29.397	105.3	17.281	127.0	24.116	98.2	22.538	122.4	1:33.332 (1)	93.85		16:13:38.744
5 -	29.460	104.3	17.207	127.5	24.084	96.8	22.967	121.7	1:33.718 (2)	93.47	0.386	16:15:12.462
6 -	29.442	105.0	17.209	121.3	26.545	76.4	28.345	91.4	1:41.541	86.26	8.209	16:16:54.003
7 -	34.459	77.5	23.507	77.8	38.347	58.2	48.736	52.4	2:25.049	60.39	51.717	16:19:19.052
8 -	57.362	49.1	32.302	46.7	48.450	36.7	43.322	59.9	3:01.436	48.28	1:28.104	16:22:20.488
9 -	46.206	51.5	26.578	82.1	36.843	34.9	26.826	121.1	2:16.453	64.19	43.121	16:24:36.941
10 -	29.877	104.8	17.452	127.5	24.390	94.6	22.624	122.6	1:34.343	92.85	1.011	16:26:11.284
11 -	29.759	103.5	17.354	128.3	24.552	96.6	22.637	123.3	1:34.302	92.89	0.970	16:27:45.586

P14 95 Am		Stewart LINES				Maximum Motorsport						
IDEAL LAP TIME : 1:33.175		BEST LAP TIME : 1:33.392				DIFFERENCE : 0.217						
LAP	SECTOR 1	SECTOR 2		SECTOR 3		SECTOR 4		LAP TIME	MPH	DIFF	TIME OF DAY	
1 -		101.6	17.784	127.5	24.394	97.3	22.689	123.8	1:44.512	83.81	11.120	16:08:57.803
2 -	30.122	103.2	17.357	128.0	24.125	91.8	22.591	124.5	1:34.195	92.99	0.803	16:10:31.998
3 -	29.778	102.7	17.389	127.8	24.048	95.7	22.487	122.9	1:33.702 (2)	93.48	0.310	16:12:05.700
4 -	30.030	102.6	17.480	127.3	23.845	97.9	22.657	122.4	1:34.012 (3)	93.17	0.620	16:13:39.712
5 -	29.625	103.8	17.397	127.8	23.706	99.1	22.664	122.9	1:33.392 (1)	93.79		16:15:13.104
6 -	29.881	102.4	18.108	112.0	26.304	85.7	27.730	92.9	1:42.023	85.86	8.631	16:16:55.127
7 -	34.367	83.1	23.295	82.3	38.210	60.4	48.906	49.7	2:24.778	60.50	51.386	16:19:19.905
8 -	57.597	46.5	31.808	47.7	48.505	34.8	43.389	66.9	3:01.299	48.31	1:27.907	16:22:21.204
9 -	46.161	53.4	26.681	82.9	36.698	31.7	26.662	121.7	2:16.202	64.31	42.810	16:24:37.406
10 -	30.221	102.9	17.490	127.5	24.170	95.1	22.765	124.0	1:34.646	92.55	1.254	16:26:12.052
11 -	30.079	103.0	17.546	127.5	24.149	95.4	22.818	123.8	1:34.592	92.60	1.200	16:27:46.644

P15 10 Am		Lee GOLDSMITH				Assetto Motorsport						
IDEAL LAP TIME : 1:34.513		BEST LAP TIME : 1:35.178				DIFFERENCE : 0.665						
LAP	SECTOR 1	SECTOR 2		SECTOR 3		SECTOR 4		LAP TIME	MPH	DIFF	TIME OF DAY	
1 -		98.3	17.902	125.6	24.903	95.8	22.757	122.6	1:45.430	83.08	10.252	16:08:58.721
2 -	30.485	101.6	17.527	126.3	24.392	95.0	22.774	121.7	1:35.178 (1)	92.03		16:10:33.899
3 -	30.029	101.8	18.140	124.7	24.438	94.2	22.655	122.9	1:35.262 (2)	91.95	0.084	16:12:09.161
4 -	32.514	100.7	17.602	125.6	24.710	94.2	22.784	122.0	1:37.610	89.74	2.432	16:13:46.771
5 -	30.100	102.4	17.708	125.6	24.302	95.0	23.619	121.5	1:35.729	91.50	0.551	16:15:22.500
6 -	30.147	101.6	17.753	125.9	25.194	89.2	23.228	122.6	1:36.322	90.94	1.144	16:16:58.822
7 -	31.254	76.4	23.892	72.1	37.577	55.0	49.385	44.6	2:22.108	61.64	46.930	16:19:20.930
8 -	58.005	57.2	30.911	54.4	48.584	37.1	43.460	64.5	3:00.960	48.40	1:25.782	16:22:21.890
9 -	46.483	56.8	26.435	83.0	36.927	29.8	26.993	121.3	2:16.838	64.01	41.660	16:24:38.728
10 -	40.646	80.1	18.210	125.2	24.560	96.2	22.848	122.2	1:46.264	82.43	11.086	16:26:24.992
11 -	30.624	101.5	17.625	126.1	24.380	89.8	22.797	122.4	1:35.426 (3)	91.79	0.248	16:28:00.418

P16 78 ProAm		Colin WHITE				CWS Motorsport						
IDEAL LAP TIME : 1:32.127		BEST LAP TIME : 1:32.271				DIFFERENCE : 0.144						
LAP	SECTOR 1	SECTOR 2		SECTOR 3		SECTOR 4		LAP TIME	MPH	DIFF	TIME OF DAY	
1 -		104.6	17.528	128.8	24.433	94.3	22.729	125.4	1:42.987	85.05	10.716	16:08:56.278
2 -	29.570	104.6	17.389	129.0	23.960	93.7	22.580	125.6	1:33.499 (3)	93.68	1.228	16:10:29.777
3 -	29.998	103.7	17.229	128.8	24.049	95.4	22.178	125.4	1:33.454 (2)	93.73	1.183	16:12:03.231
4 -	29.251	103.8	17.086	128.5	23.612	95.8	22.322	124.7	1:32.271 (1)	94.93		16:13:35.502

Weather / Track : Bright / Dry

Brands Hatch GP
Circuit Length = 2.4332 miles
Start: 16:07 Flag 16:27 End: 16:28

2020 Millers Oils Ginetta GT4 SuperCup

ROUND 4 - BEST SPEEDS

POS	INTERMEDIATE 1			INTERMEDIATE 2			INTERMEDIATE 3			FINISH LINE		
	NO	NAME	MPH	NO	NAME	MPH	NO	NAME	MPH	NO	NAME	MPH
1	32	LADELL	106.0	20	BLAKE-BALDWIN	130.5	81	HIBBERT	100.4	12	SOMERFIELD	127.3
2	57	BURTON	105.6	12	SOMERFIELD	130.0	44	GREEN	100.3	32	LADELL	126.3
3	14	BURNS	105.6	44	GREEN	130.0	20	BLAKE-BALDWIN	100.1	11	SALKELD	126.3
4	81	HIBBERT	105.3	78	WHITE	129.8	92	FALVEY	99.8	14	BURNS	125.6
5	40	HALSTEAD	105.3	57	BURTON	129.5	14	BURNS	99.5	78	WHITE	125.6
6	54	SMALLEY	105.0	14	BURNS	129.5	32	LADELL	99.5	20	BLAKE-BALDWIN	125.2
7	92	FALVEY	104.8	32	LADELL	129.5	11	SALKELD	99.2	27	EMSON	125.2
8	12	SOMERFIELD	104.8	27	EMSON	128.8	95	LINES	99.1	44	GREEN	124.9
9	11	SALKELD	104.6	40	HALSTEAD	128.8	40	HALSTEAD	98.9	81	HIBBERT	124.7
10	78	WHITE	104.6	11	SALKELD	128.5	54	SMALLEY	98.8	95	LINES	124.5
11	27	EMSON	104.5	54	SMALLEY	128.3	57	BURTON	98.6	57	BURTON	124.2
12	20	BLAKE-BALDWIN	104.3	99	MARSHALL-BIRKS	128.0	27	EMSON	98.1	54	SMALLEY	124.2
13	44	GREEN	104.3	95	LINES	128.0	99	MARSHALL-BIRKS	97.5	92	FALVEY	124.0
14	95	LINES	103.8	81	HIBBERT	127.3	12	SOMERFIELD	97.2	99	MARSHALL-BIRKS	124.0
15	99	MARSHALL-BIRKS	103.5	92	FALVEY	126.8	10	GOLDSMITH	96.2	40	HALSTEAD	123.8
16	10	GOLDSMITH	102.4	10	GOLDSMITH	126.3	78	WHITE	95.8	10	GOLDSMITH	122.9
17												

Weather / Track : Bright / Dry

Results can be found at www.tsl-timing.com

Brands Hatch GP
Circuit Length = 2.4332 miles
Start: 16:07 Flag 16:27 End: 16:28
Printed - 16:29 Saturday, 08 August 2020

2020 Millers Oils Ginetta GT4 SuperCup

ROUND 4 - BEST SECTORS

SECTOR 1				SECTOR 2				SECTOR 3				SECTOR 4				IDEAL / BEST COMPARISON		
POS	NO	NAME	TIME	NO	NAME	TIME	NO	NAME	TIME	NO	NAME	TIME	POS	NO	NAME	IDEAL	BEST	DIFF
															PERFECT LAP	1:30.679		
1	57	BURTON	28.850	14	BURNS	16.933	81	HIBBERT	23.065	81	HIBBERT	21.831	1	81	HIBBERT	1:30.967	1:31.104	0.137
2	14	BURNS	28.981	20	BLAKE-B	17.076	57	BURTON	23.210	57	BURTON	21.927	2	57	BURTON	1:31.072	1:31.184	0.112
3	81	HIBBERT	28.991	81	HIBBERT	17.080	14	BURNS	23.281	14	BURNS	21.935	3	14	BURNS	1:31.130	1:31.303	0.173
4	32	LADELL	29.132	57	BURTON	17.085	99	MARSHAL	23.288	54	SMALLEY	21.985	4	54	SMALLEY	1:31.595	1:31.646	0.051
5	11	SALKELD	29.145	78	WHITE	17.086	54	SMALLEY	23.312	32	LADELL	22.006	5	32	LADELL	1:31.859	1:31.895	0.036
6	92	FALVEY	29.159	92	FALVEY	17.102	44	GREEN	23.390	92	FALVEY	22.112	6	99	MARSHALL-BIRKS	1:31.884	1:31.982	0.098
7	54	SMALLEY	29.165	27	EMSON	17.124	32	LADELL	23.515	99	MARSHAL	22.113	7	92	FALVEY	1:31.891	1:31.950	0.059
8	44	GREEN	29.249	44	GREEN	17.130	92	FALVEY	23.518	12	SOMERFI	22.113	8	44	GREEN	1:31.924	1:31.924	0.000
9	78	WHITE	29.251	54	SMALLEY	17.133	27	EMSON	23.549	44	GREEN	22.155	9	78	WHITE	1:32.127	1:32.271	0.144
10	12	SOMERFI	29.262	11	SALKELD	17.183	12	SOMERFI	23.551	78	WHITE	22.178	10	12	SOMERFIELD	1:32.164	1:32.353	0.189
11	99	MARSHAL	29.283	99	MARSHAL	17.200	78	WHITE	23.612	20	BLAKE-B	22.209	11	11	SALKELD	1:32.260	1:32.718	0.458
12	20	BLAKE-B	29.286	32	LADELL	17.206	11	SALKELD	23.669	11	SALKELD	22.263	12	20	BLAKE-BALDWIN	1:32.260	1:32.276	0.016
13	27	EMSON	29.317	40	HALSTEAD	17.207	20	BLAKE-B	23.689	27	EMSON	22.305	13	27	EMSON	1:32.295	1:32.421	0.126
14	40	HALSTEAD	29.397	12	SOMERFI	17.238	95	LINES	23.706	95	LINES	22.487	14	95	LINES	1:33.175	1:33.392	0.217
15	95	LINES	29.625	95	LINES	17.357	40	HALSTEAD	24.084	40	HALSTEAD	22.538	15	40	HALSTEAD	1:33.226	1:33.332	0.106
16	10	GOLDSMITH	30.029	10	GOLDSMITH	17.527	10	GOLDSMITH	24.302	10	GOLDSMITH	22.655	16	10	GOLDSMITH	1:34.513	1:35.178	0.665
17																		

Weather / Track : Bright / Dry

Results can be found at www.tsl-timing.com

Brands Hatch GP
 Circuit Length = 2.4332 miles
 Start: 16:07 Flag 16:27 End: 16:28

Printed - 16:29 Saturday, 08 August 2020

2020 Millers Oils Ginetta GT4 SuperCup

ROUND 4 - LAP CHART

LAP 1 @ 16:08:51.212			LAP 2 @ 16:10:23.026			LAP 3 @ 16:11:54.146			LAP 4 @ 16:13:25.250			LAP 5 @ 16:14:56.461		
NO	BEHIND	LAP TIME	NO	BEHIND	LAP TIME	NO	BEHIND	LAP TIME	NO	BEHIND	LAP TIME	NO	BEHIND	LAP TIME
81		1:37.921	81		1:31.814	81		1:31.120	81		1:31.104	81		1:31.211
57	0.479	1:38.400	57	0.509	1:31.844	57	0.711	1:31.322	57	0.791	1:31.184	57	1.037	1:31.457
14	0.902	1:38.823	14	0.825	1:31.737	14	1.195	1:31.490	14	1.413	1:31.322	14	1.505	1:31.303
54	1.607	1:39.528	54	1.898	1:32.105	54	2.424	1:31.646	54	3.202	1:31.882	54	3.739	1:31.748
92	2.712	1:40.633	92	3.100	1:32.202	92	3.930	1:31.950	92	4.970	1:32.144	92	5.913	1:32.154
99	3.298	1:41.219	99	3.916	1:32.432	99	4.778	1:31.982	99	5.791	1:32.117	99	6.758	1:32.178
32	3.361	1:41.282	12	4.532	1:32.873	12	5.987	1:32.575	12	7.236	1:32.353	12	8.755	1:32.730
12	3.473	1:41.394	32	5.440	1:33.893	32	6.215	1:31.895	32	7.511	1:32.400	32	9.142	1:32.842
44	3.843	1:41.764	44	5.892	1:33.863	44	6.696	1:31.924	44	7.967	1:32.375	44	9.612	1:32.856
27	4.543	1:42.464	27	6.540	1:33.811	27	8.272	1:32.852	27	9.667	1:32.499	27	10.877	1:32.421
78	5.066	1:42.987	78	6.751	1:33.499	78	9.085	1:33.454	78	10.252	1:32.271	20	14.356	1:34.738
20	5.411	1:43.332	20	7.058	1:33.461	20	9.657	1:33.719	20	10.829	1:32.276	11	14.626	1:34.106
11	5.548	1:43.469	11	7.485	1:33.751	11	10.117	1:33.752	11	11.731	1:32.718	40	16.001	1:33.718
40	6.240	1:44.161	40	8.621	1:34.195	40	11.266	1:33.765	40	13.494	1:33.332	95	16.643	1:33.392
95	6.591	1:44.512	95	8.972	1:34.195	95	11.554	1:33.702	95	14.462	1:34.012	10	26.039	1:35.729
10	7.509	1:45.430	10	10.873	1:35.178	10	15.015	1:35.262	10	21.521	1:37.610			

Weather / Track : Bright / Dry

2020 Millers Oils Ginetta GT4 SuperCup

ROUND 4 - LAP CHART

LAP 6 @ 16:16:35.947			LAP 7 @ 16:19:06.886			LAP 8 @ 16:22:08.575			LAP 9 @ 16:24:31.354			LAP 10 @ 16:26:04.095		
NO	BEHIND	LAP TIME	NO	BEHIND	LAP TIME	NO	BEHIND	LAP TIME	NO	BEHIND	LAP TIME	NO	BEHIND	LAP TIME
81		1:39.486	81		2:30.939	81		3:01.689	81		2:22.779	81		1:32.741
57	1.262	1:39.711	57	0.583	2:30.260	57	0.910	3:02.016	57	0.334	2:22.203	57	1.776	1:34.183
14	1.818	1:39.799	14	1.510	2:30.631	14	1.752	3:01.931	14	0.582	2:21.609	14	1.995	1:34.154
54	2.586	1:38.333	54	2.159	2:30.512	54	2.313	3:01.843	54	0.966	2:21.432	54	2.496	1:34.271
92	8.521	1:42.094	92	3.252	2:25.670	92	3.407	3:01.844	92	1.378	2:20.750	92	2.896	1:34.259
99	11.689	1:44.417	99	4.349	2:23.599	99	4.632	3:01.972	99	1.646	2:19.793	99	3.288	1:34.383
12	12.713	1:43.444	12	5.621	2:23.847	12	6.624	3:02.692	12	1.984	2:18.139	32	3.427	1:34.026
32	14.307	1:44.651	32	6.524	2:23.156	32	7.696	3:02.861	32	2.142	2:17.225	12	4.138	1:34.895
44	15.125	1:44.999	44	7.902	2:23.716	44	9.303	3:03.090	44	2.595	2:16.071	44	4.321	1:34.467
27	15.941	1:44.550	27	8.804	2:23.802	27	9.914	3:02.799	27	2.961	2:15.826	20	4.644	1:33.713
20	16.573	1:41.703	20	9.932	2:24.298	20	10.468	3:02.225	20	3.672	2:15.983	27	5.171	1:34.951
11	17.136	1:41.996	11	11.168	2:24.971	11	11.077	3:01.598	11	4.552	2:16.254	11	5.355	1:33.544
40	18.056	1:41.541	40	12.166	2:25.049	40	11.913	3:01.436	40	5.587	2:16.453	40	7.189	1:34.343
95	19.180	1:42.023	95	13.019	2:24.778	95	12.629	3:01.299	95	6.052	2:16.202	95	7.957	1:34.646
10	22.875	1:36.322	10	14.044	2:22.108	10	13.315	3:00.960	10	7.374	2:16.838	10	20.897	1:46.264

Weather / Track : Bright / Dry

2020 Millers Oils Ginetta GT4 SuperCup

ROUND 4 - LAP CHART

LAP 11 @ 16:27:36.681

NO	BEHIND	LAP TIME
81		1:32.586
57	0.993	1:31.803
14	1.414	1:32.005
54	2.377	1:32.467
92	3.506	1:33.196
32	4.115	1:33.274
99	5.174	1:34.472
12	6.129	1:34.577
20	6.507	1:34.449
44	6.786	1:35.051
11	7.573	1:34.804
27	7.612	1:35.027
40	8.905	1:34.302
95	9.963	1:34.592
10	23.737	1:35.426

Weather / Track : Bright / Dry

Results can be found at www.tsl-timing.com

Page 3 of 3

Brands Hatch GP
Circuit Length = 2.4332 miles
Start: 16:07 Flag 16:27 End: 16:28

Printed - 16:29 Saturday, 08 August 2020

2020 Millers Oils Ginetta GT4 SuperCup

ROUND 4 - POSITION CHART

No	Name	Lap Pos	Lap											
			1	2	3	4	5	6	7	8	9	10	11	
81	HIBBERT	1	81	81	81	81	81	81	81	81	81	81	81	81
14	BURNS	2	57	57	57	57	57	57	57	57	57	57	57	57
57	BURTON	3	14	14	14	14	14	14	14	14	14	14	14	14
54	SMALLEY	4	54	54	54	54	54	54	54	54	54	54	54	54
99	MARSHALL-BIRKS	5	92	92	92	92	92	92	92	92	92	92	92	92
92	FALVEY	6	99	99	99	99	99	99	99	99	99	99	99	32
44	GREEN	7	32	12	12	12	12	12	12	12	12	12	32	99
32	LADELL	8	12	32	32	32	32	32	32	32	32	32	12	12
12	SOMERFIELD	9	44	44	44	44	44	44	44	44	44	44	44	20
20	BLAKE-BALDWIN	10	27	27	27	27	27	27	27	27	27	27	20	44
27	EMSON	11	78	78	78	78	20	20	20	20	20	20	27	11
11	SALKELD	12	20	20	20	20	11	11	11	11	11	11	11	27
78	WHITE	13	11	11	11	11	40	40	40	40	40	40	40	40
40	HALSTEAD	14	40	40	40	40	95	95	95	95	95	95	95	95
95	LINES	15	95	95	95	95	10	10	10	10	10	10	10	10
19	GARNETT	16	10	10	10	10								
10	GOLDSMITH	17												

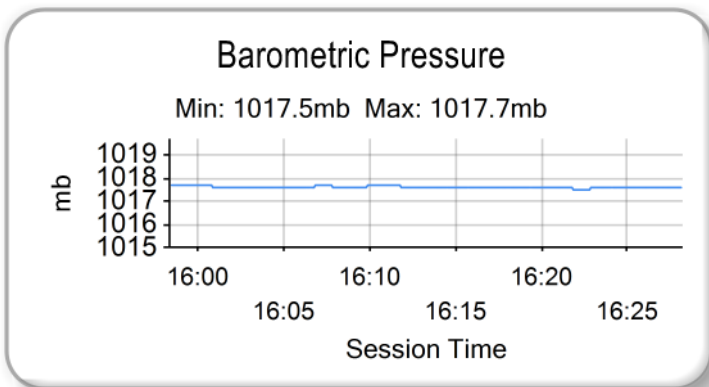
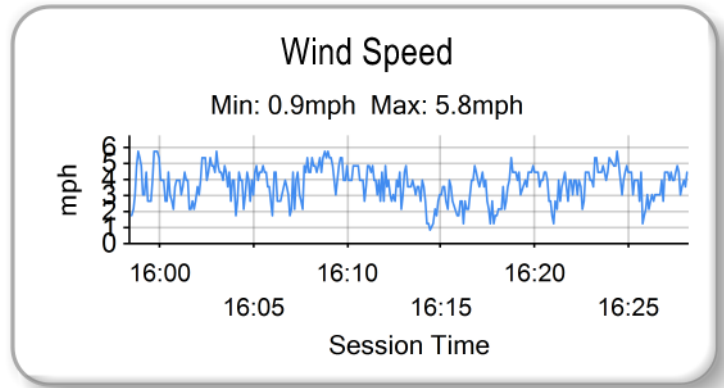
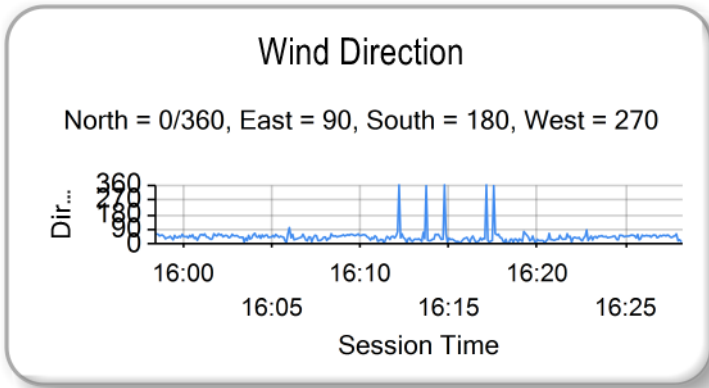
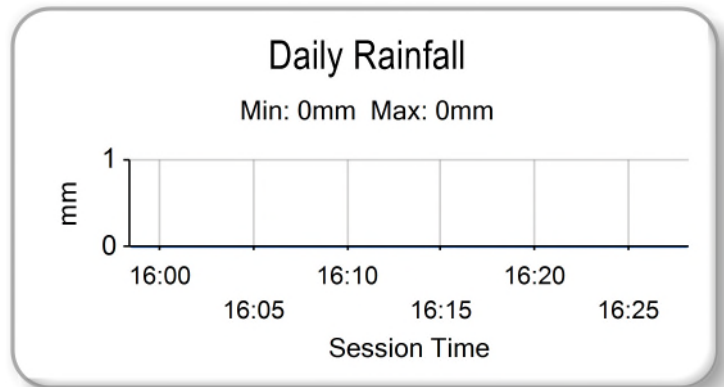
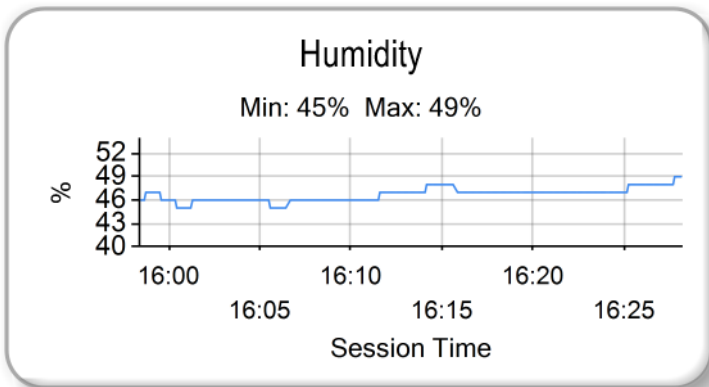
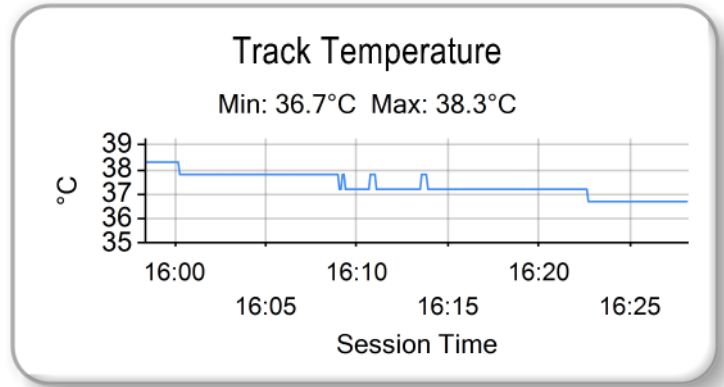
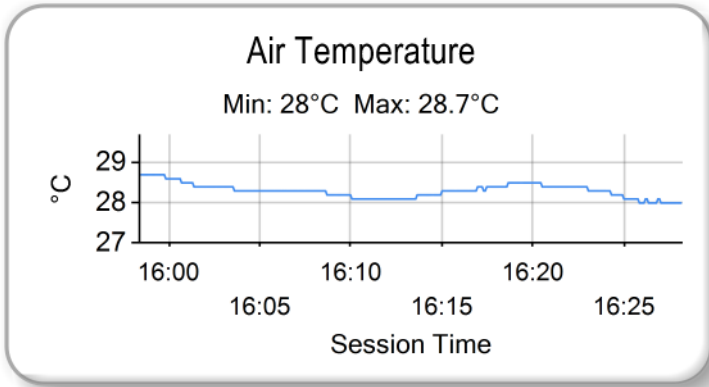
Weather / Track : Bright / Dry

Results can be found at www.tsl-timing.com

Brands Hatch GP
 Circuit Length = 2.4332 miles
 Start: 16:07 Flag 16:27 End: 16:28

Printed - 16:29 Saturday, 08 August 2020

2020 Millers Oils Ginetta GT4 SuperCup
ROUND 4 - WEATHER CONDITIONS



Weather / Track : Bright / Dry

Results can be found at www.tsl-timing.com

Brands Hatch GP
 Circuit Length = 2.4332 miles
 Start: 16:07 Flag 16:27 End: 16:28

Printed - 16:30 Saturday, 08 August 2020

2020 Millers Oils Ginetta GT4 SuperCup

ROUND 4 - STATISTICS

Competitors Started 16
Planned Start 2020-08-08 @ 16:00:00.000
Actual Start 2020-08-08 @ 16:07:13.290
Finish Time 2020-08-08 @ 16:27:36.077
Track Length 2.4332mi.
Total Laps 169
Total Distance Covered 411.2259mi.

Session Fastest Lap History

NO	CL	NAME	LAP TIME	TIME OF DAY	LAP	VEHICLE
81	Pro	Tom HIBBERT	1:37.921	16:08:51.230	1	Triple M Motorsport
81	Pro	Tom HIBBERT	1:31.814	16:10:23.043	2	Triple M Motorsport
14	Pro	Will BURNS	1:31.737	16:10:23.864	2	Rob Boston Racing
81	Pro	Tom HIBBERT	1:31.120	16:11:54.163	3	Triple M Motorsport
81	Pro	Tom HIBBERT	1:31.104	16:13:25.268	4	Triple M Motorsport

Session Leader History

NO	CL	NAME	FROM LAP	LAPS LED	DISTANCE	VEHICLE
81	Pro	Tom HIBBERT	1	11	26.76 miles	Triple M Motorsport

Flag History

TYPE	TIME OF DAY
GREEN	16:07:13.290
SAFETY	16:15:44.752
GREEN	16:24:28.525
FINISH	16:27:36.077

Flag Statistics

TYPE	COUNT	TOTAL LAPS	TOTAL TIME
Green	2	8	12:12.180
Red	0	0	0.000
Safety Car	1	3	8:43.773
FCY	0	0	0.000

2020 Millers Oils Ginetta GT4 SuperCup

ROUND 4 - STATISTICS

CLASS : Pro

10 Starters

Fastest Lap History

NO	NAME	LAP TIME	TIME OF DAY	LAP	VEHICLE
81	Tom HIBBERT	1:37.921	16:08:51.230	1	Triple M Motorsport
81	Tom HIBBERT	1:31.814	16:10:23.043	2	Triple M Motorsport
14	Will BURNS	1:31.737	16:10:23.864	2	Rob Boston Racing
81	Tom HIBBERT	1:31.120	16:11:54.163	3	Triple M Motorsport
81	Tom HIBBERT	1:31.104	16:13:25.268	4	Triple M Motorsport

Leader History

NO	NAME	FROM LAP	LAPS LED	DISTANCE	VEHICLE
81	Tom HIBBERT	1	11	26.76 miles	Triple M Motorsport

2020 Millers Oils Ginetta GT4 SuperCup

ROUND 4 - STATISTICS

CLASS : ProAm

3 Starters

Fastest Lap History

NO	NAME	LAP TIME	TIME OF DAY	LAP	VEHICLE
27	Tom EMSON	1:42.464	16:08:55.773	1	Elite Motorsport
27	Tom EMSON	1:33.811	16:10:29.583	2	Elite Motorsport
78	Colin WHITE	1:33.499	16:10:29.793	2	CWS Motorsport
27	Tom EMSON	1:32.852	16:12:02.436	3	Elite Motorsport
27	Tom EMSON	1:32.499	16:13:34.935	4	Elite Motorsport
78	Colin WHITE	1:32.271	16:13:35.519	4	CWS Motorsport

Leader History

NO	NAME	FROM LAP	LAPS LED	DISTANCE	VEHICLE
27	Tom EMSON	1	10	24.33 miles	Elite Motorsport
11	Chris SALKELD	11	1	2.43 miles	Assetto Motorsport

2020 Millers Oils Ginetta GT4 SuperCup

ROUND 4 - STATISTICS

CLASS : Am

3 Starters


Fastest Lap History

NO	NAME	LAP TIME	TIME OF DAY	LAP	VEHICLE
40	Nick HALSTEAD	1:44.161	16:08:57.466	1	Fox Motorsport
40	Nick HALSTEAD	1:34.195	16:10:31.661	2	Fox Motorsport
40	Nick HALSTEAD	1:33.765	16:12:05.427	3	Fox Motorsport
95	Stewart LINES	1:33.702	16:12:05.715	3	Maximum Motorsport
40	Nick HALSTEAD	1:33.332	16:13:38.759	4	Fox Motorsport

Leader History

NO	NAME	FROM LAP	LAPS LED	DISTANCE	VEHICLE
40	Nick HALSTEAD	1	11	26.76 miles	Fox Motorsport

2020 Millers Oils Ginetta GT4 SuperCup
ROUND 5 - GRID (30 minutes / 14 Laps)

ROW 9	17	19 Carl GARNETT	16	10 Lee GOLDSMITH
ROW 8	15	95 Stewart LINES	14	40 Nick HALSTEAD
ROW 7	13	78 Colin WHITE	12	27 Tom EMSON
ROW 6	11	11 Chris SALKELD	10	44 Fin GREEN
ROW 5	9	20 James BLAKE-BALDWIN	8	12 Reece SOMERFIELD
ROW 4	7	99 Joe MARSHALL-BIRKS	6	32 Charlie LADELL
ROW 3	5	92 Jamie FALVEY	4	54 Adam SMALLEY
ROW 2	3	14 Will BURNS	2	57 Gus BURTON
ROW 1	1	81 Tom HIBBERT		
Pole				
				

Brands Hatch GP
 Circuit Length = 2.4332 miles

These results are provisional until the conclusion of any judicial and technical matters.

Clerk Of Course :	Steward :	Timekeeper :

Results can be found at www.tsl-timing.com

Printed - 16:32 Saturday, 08 August 2020



2020 Millers Oils Ginetta GT4 SuperCup

ROUND 5 - CLASSIFICATION

POS	NO	CL	PIC NAME	NAT	ENTRY	LAPS	TIME	GAP	DIFF	MPH	BEST	ON
1	81	Pro	1 Tom HIBBERT	GBR	Triple M Motorsport	14	21:30.935			94.99	1:31.272	5
2	57	Pro	2 Gus BURTON	GBR	Century Motorsport	14	21:32.417	1.482	1.482	94.89	1:31.523	5
3	14*	Pro	3 Will BURNS	GBR	Rob Boston Racing	14	21:37.753	6.818	5.336	94.50	1:31.482	5
4	54	Pro	4 Adam SMALLEY	GBR	Elite Motorsport	14	21:42.563	11.628	4.810	94.15	1:32.180	5
5	92	Pro	5 Jamie FALVEY	GBR	Motion Capital Racing	14	21:47.441	16.506	4.878	93.79	1:32.393	4
6	99	Pro	6 Joe MARSHALL-BIRKS	GBR	Rob Boston Racing	14	21:47.727	16.792	0.286	93.77	1:32.510	5
7	20	Pro	7 James BLAKE-BALDWIN	GBR	AK Motorsport	14	21:50.521	19.586	2.794	93.57	1:32.224	7
8	44	Pro	8 Fin GREEN	GBR	Rob Boston Racing	14	21:51.188	20.253	0.667	93.53	1:32.356	7
9	27	ProAm	1 Tom EMSON	GBR	Elite Motorsport	14	22:01.046	30.111	9.858	92.83	1:32.829	8
10	95	Am	1 Stewart LINES	GBR	Maximum Motorsport	14	22:10.651	39.716	9.605	92.16	1:33.324	12
11	78	ProAm	2 Colin WHITE	GBR	CWS Motorsport	14	22:11.115	40.180	0.464	92.13	1:32.543	7
12	11	ProAm	3 Chris SALKELD	GBR	Assetto Motorsport	14	22:12.307	41.372	1.192	92.04	1:32.728	7
13	19	Am	2 Carl GARNETT	GBR	AK Motorsport	14	22:21.033	50.098	8.726	91.45	1:34.422	4
14	40*	Am	3 Nick HALSTEAD	GBR	Fox Motorsport	14	22:24.805	53.870	3.772	91.19	1:33.450	6
15	12	Pro	9 Reece SOMERFIELD	GBR	Privateer	13	21:45.800	1 Lap	1 Lap	87.20	1:33.558	2

NOT CLASSIFIED

DNF	10	Am	Lee GOLDSMITH	GBR	Assetto Motorsport	8	12:53.980	6 Laps	5 Laps	90.54	1:34.469	4
DNF	32	Pro	Charlie LADELL	GBR	Rob Boston Racing	7	10:57.285	7 Laps	1 Lap	93.29	1:32.296	5

FASTEST LAP

	81	Pro	Tom HIBBERT	GBR	Triple M Motorsport	5	1:31.272			95.97 mph	154.45 kph
	78	ProAm	Colin WHITE	GBR	CWS Motorsport	7	1:32.543			94.65 mph	152.33 kph
	95	Am	Stewart LINES	GBR	Maximum Motorsport	12	1:33.324			93.86 mph	151.06 kph

*Cars 14 & 40 - 5 second time penalty, exceeding track limits.

*Car 40 - 10 second penalty, exceeding track limits.

Brands Hatch GP

Circuit Length = 2.4332 miles

Start: 12:30 Flag 12:52 End: 12:53

Weather / Track : Bright / Dry

These results are provisional until the conclusion of any judicial and technical matters.

Clerk Of Course :	Steward :	Timekeeper :

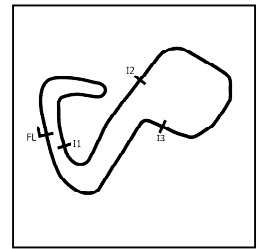
Results can be found at www.tsl-timing.com

Printed - 12:57 Sunday, 09 August 2020



2020 Millers Oils Ginetta GT4 SuperCup

ROUND 5 - SECTOR ANALYSIS



SECTOR 1 = FL to I1, SECTOR 2 = I1 to I2 SECTOR 3 = I2 to I3, SECTOR 4 = I3 to FL, DIFF = Difference To Personal Best Lap, P = Crossed Finish Line in Pit Lane, D = Time Disallowed

P1		81 Pro		Tom HIBBERT		Triple M Motorsport						
IDEAL LAP TIME : 1:31.214		BEST LAP TIME : 1:31.272		DIFFERENCE : 0.058								
LAP	SECTOR 1	SECTOR 2		SECTOR 3		SECTOR 4		LAP TIME	MPH	DIFF	TIME OF DAY	
1 -		103.7	17.421	126.3	23.468	96.4	22.159	123.5	1:38.009	89.37	6.737	12:32:17.088
2 -	29.171	104.8	17.182	126.8	23.443	98.8	21.993	124.0	1:31.789	95.43	0.517	12:33:48.877
3 -	28.980	105.3	17.127	127.0	23.314	97.2	22.078	123.5	1:31.499	(3) 95.73	0.227	12:35:20.376
4 -	29.003	105.3	17.199	126.8	23.308	98.6	21.953	124.5	1:31.463	(2) 95.77	0.191	12:36:51.839
5 -	28.920	105.5	17.152	127.0	23.214	98.2	21.986	123.3	1:31.272	(1) 95.97		12:38:23.111
6 -	29.042	105.1	17.182	126.6	23.534	100.0	21.958	124.0	1:31.716	95.51	0.444	12:39:54.827
7 -	29.128	105.1	17.170	126.8	23.245	99.8	22.017	124.2	1:31.560	95.67	0.288	12:41:26.387
8 -	29.059	104.3	17.171	126.1	23.430	98.6	21.982	124.5	1:31.642	95.58	0.370	12:42:58.029
9 -	29.047	105.0	17.300	127.0	23.426	98.9	22.008	124.7	1:31.781	95.44	0.509	12:44:29.810
10 -	29.168	104.5	17.161	127.0	23.510	97.9	22.113	124.2	1:31.952	95.26	0.680	12:46:01.762
11 -	29.208	104.5	17.190	126.8	23.326	98.6	22.067	124.0	1:31.791	95.43	0.519	12:47:33.553
12 -	29.272	104.8	17.196	127.0	23.486	99.8	22.000	124.7	1:31.954	95.26	0.682	12:49:05.507
13 -	29.167	104.6	17.171	127.0	23.412	97.6	22.110	125.2	1:31.860	95.36	0.588	12:50:37.367
14 -	29.421	104.3	17.208	127.0	23.727	95.8	22.291	124.0	1:32.647	94.55	1.375	12:52:10.014

P2		57 Pro		Gus BURTON		Century Motorsport						
IDEAL LAP TIME : 1:31.308		BEST LAP TIME : 1:31.523		DIFFERENCE : 0.215								
LAP	SECTOR 1	SECTOR 2		SECTOR 3		SECTOR 4		LAP TIME	MPH	DIFF	TIME OF DAY	
1 -		103.8	17.430	127.8	23.684	97.2	22.159	122.6	1:38.586	88.85	7.063	12:32:17.665
2 -	29.258	105.0	17.200	127.0	23.263	97.5	22.103	122.6	1:31.824	95.39	0.301	12:33:49.489
3 -	29.153	105.3	17.111	126.8	23.264	99.1	22.251	122.0	1:31.779	95.44	0.256	12:35:21.268
4 -	29.045	105.0	17.114	127.0	23.323	96.9	22.115	122.6	1:31.597	(2) 95.63	0.074	12:36:52.865
5 -	29.107	105.1	17.116	126.8	23.188	96.6	22.112	121.7	1:31.523	(1) 95.71		12:38:24.388
6 -	29.157	105.3	17.161	126.8	23.234	97.8	22.147	122.6	1:31.699	95.52	0.176	12:39:56.087
7 -	29.146	104.5	17.131	126.8	23.241	98.3	22.150	122.9	1:31.668	(3) 95.56	0.145	12:41:27.755
8 -	29.252	103.7	17.154	126.6	23.215	95.8	22.083	122.9	1:31.704	95.52	0.181	12:42:59.459
9 -	29.321	104.5	17.221	127.0	23.104	98.2	22.155	123.1	1:31.801	95.42	0.278	12:44:31.260
10 -	29.326	104.3	17.229	126.8	23.277	97.9	22.129	122.2	1:31.961	95.25	0.438	12:46:03.221
11 -	29.352	104.6	17.217	127.3	23.137	96.9	22.191	122.4	1:31.897	95.32	0.374	12:47:35.118
12 -	29.365	104.0	17.260	127.0	23.183	96.9	22.048	122.9	1:31.856	95.36	0.333	12:49:06.974
13 -	29.417	104.6	17.206	127.3	23.222	96.9	22.121	123.5	1:31.966	95.25	0.443	12:50:38.940
14 -	29.587	104.0	17.324	127.0	23.366	95.1	22.279	122.6	1:32.556	94.64	1.033	12:52:11.496

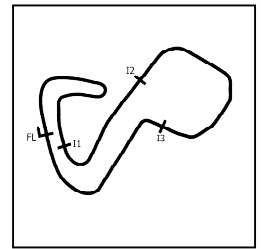
P3		14 Pro		Will BURNS		Rob Boston Racing						
IDEAL LAP TIME : 1:31.337		BEST LAP TIME : 1:31.482		DIFFERENCE : 0.145								
LAP	SECTOR 1	SECTOR 2		SECTOR 3		SECTOR 4		LAP TIME	MPH	DIFF	TIME OF DAY	
1 -		104.8	17.200	129.3	23.963	96.8	22.318	122.0	1:39.091	88.40	7.609	12:32:18.170
2 -	29.170	105.3	17.079	128.3	23.426	97.6	22.164	123.1	1:31.839	95.38	0.357	12:33:50.009
3 -	29.153	105.6	17.056	128.3	23.510	97.3	22.084	123.1	1:31.803	95.42	0.321	12:35:21.812
4 -	29.124	105.1	17.108	128.5	23.436	98.6	21.987	123.5	1:31.655	95.57	0.173	12:36:53.467
5 -	29.132	105.0	17.131	127.8	23.289	99.7	21.930	123.8	1:31.482	(1) 95.75		12:38:24.949
6 -	29.157	106.0	17.178	128.3	23.342	97.5	21.958	124.9	1:31.635	95.59	0.153	12:39:56.584
7 -	29.131	104.3	17.130	128.3	23.379	96.9	21.903	125.4	1:31.543	(2) 95.69	0.061	12:41:28.127
8 -	29.250	105.1	17.183	127.8	23.435	95.8	22.013	123.8	1:31.881	95.33	0.399	12:43:00.008
9 -	29.283	104.6	17.102	129.0	23.339	97.6	21.905	125.6	1:31.629	(3) 95.60	0.147	12:44:31.637
10 -	29.305	105.6	17.241	128.5	23.412	99.1	21.921	124.7	1:31.879	95.34	0.397	12:46:03.516
11 -	29.435	104.3	17.160	128.8	23.424	99.4	22.014	125.4	1:32.033	95.18	0.551	12:47:35.549
12 -	29.367	103.8	17.264	128.3	23.356	98.3	21.906	124.2	1:31.893	95.32	0.411	12:49:07.442
13 -	29.461	103.8	17.237	128.5	23.254	99.7	22.121	124.5	1:32.073	95.14	0.591	12:50:39.515
14 -	29.513	104.2	17.264	128.0	23.418	95.5	22.122	123.8	1:32.317	94.88	0.835	12:52:11.832

Weather / Track : Bright / Dry

Brands Hatch GP
Circuit Length = 2.4332 miles
Start: 12:30 Flag 12:52 End: 12:53

2020 Millers Oils Ginetta GT4 SuperCup

ROUND 5 - SECTOR ANALYSIS



SECTOR 1 = FL to I1, SECTOR 2 = I1 to I2 SECTOR 3 = I2 to I3, SECTOR 4 = I3 to FL, DIFF = Difference To Personal Best Lap, P = Crossed Finish Line in Pit Lane, D = Time Disallowed

P4		54 Pro		Adam SMALLEY		Elite Motorsport							
IDEAL LAP TIME : 1:31.865		BEST LAP TIME : 1:32.180		DIFFERENCE : 0.315									
LAP	SECTOR 1	SECTOR 2	SECTOR 3	SECTOR 4	LAP TIME	MPH	DIFF	TIME OF DAY					
1 -		103.4	17.409	127.0	23.881	97.5	22.250	123.8	1:39.561	87.98	7.381	12:32:18.640	
2 -	29.485	104.2	17.273	127.0	23.448	98.5	22.378	123.1	1:32.584	94.61	0.404	12:33:51.224	
3 -	29.287	104.6	17.154	127.5	23.418	97.9	22.324	122.6	1:32.183	(2)	95.02	0.003	12:35:23.407
4 -	29.443	104.0	17.254	127.3	23.516	97.5	22.102	123.5	1:32.315	94.89	0.135	12:36:55.722	
5 -	29.387	104.6	17.263	127.0	23.364	97.9	22.166	122.4	1:32.180	(1)	95.02		12:38:27.902
6 -	29.326	104.3	17.208	126.6	23.603	99.2	22.189	123.1	1:32.326	94.87	0.146	12:40:00.228	
7 -	29.476	104.0	17.284	126.6	23.462	100.1	22.083	123.3	1:32.305	94.90	0.125	12:41:32.533	
8 -	29.551	104.3	17.331	126.1	23.415	98.9	22.139	123.1	1:32.436	94.76	0.256	12:43:04.969	
9 -	29.363	104.0	17.387	126.1	23.341	99.8	22.132	123.5	1:32.223	(3)	94.98	0.043	12:44:37.192
10 -	29.436	104.2	17.363	126.8	23.711	99.4	22.285	123.1	1:32.795	94.39	0.615	12:46:09.987	
11 -	29.569	103.8	17.315	126.3	23.478	97.3	22.449	122.2	1:32.811	94.38	0.631	12:47:42.798	
12 -	29.651	104.0	17.442	126.3	23.425	99.1	22.254	123.5	1:32.772	94.42	0.592	12:49:15.570	
13 -	29.650	103.5	17.333	126.6	23.522	98.2	22.346	123.1	1:32.851	94.34	0.671	12:50:48.421	
14 -	29.625	103.7	17.569	126.3	23.629	98.1	22.398	123.1	1:33.221	93.96	1.041	12:52:21.642	

P5		92 Pro		Jamie FALVEY		Motion Capital Racing							
IDEAL LAP TIME : 1:32.351		BEST LAP TIME : 1:32.393		DIFFERENCE : 0.042									
LAP	SECTOR 1	SECTOR 2	SECTOR 3	SECTOR 4	LAP TIME	MPH	DIFF	TIME OF DAY					
1 -		103.2	17.540	126.8	24.159	97.8	22.292	123.1	1:40.444	87.21	8.051	12:32:19.523	
2 -	29.462	104.8	17.300	126.6	23.730	97.6	22.341	122.4	1:32.833	94.36	0.440	12:33:52.356	
3 -	29.332	104.5	17.314	126.8	23.670	96.9	22.359	122.0	1:32.675	(3)	94.52	0.282	12:35:25.031
4 -	29.278	104.2	17.227	126.6	23.633	97.8	22.255	122.6	1:32.393	(1)	94.81		12:36:57.424
5 -	29.416	104.2	17.273	126.8	23.677	98.6	22.260	122.4	1:32.626	(2)	94.57	0.233	12:38:30.050
6 -	29.324	104.3	17.440	125.9	23.777	97.1	22.248	122.9	1:32.789	94.40	0.396	12:40:02.839	
7 -	29.542	103.8	17.245	126.1	23.692	98.1	22.292	122.6	1:32.771	94.42	0.378	12:41:35.610	
8 -	29.501	104.0	17.355	125.9	23.702	99.8	22.299	122.4	1:32.857	94.33	0.464	12:43:08.467	
9 -	29.441	103.5	17.393	125.9	23.668	98.5	22.229	122.6	1:32.731	94.46	0.338	12:44:41.198	
10 -	29.629	103.4	17.341	126.3	23.617	99.1	22.362	122.2	1:32.949	94.24	0.556	12:46:14.147	
11 -	29.576	104.3	17.339	126.8	23.669	99.1	22.342	122.0	1:32.926	94.26	0.533	12:47:47.073	
12 -	29.561	103.0	17.358	126.1	23.679	98.6	22.255	122.9	1:32.853	94.34	0.460	12:49:19.926	
13 -	29.549	103.5	17.333	126.1	23.777	98.2	22.375	122.9	1:33.034	94.15	0.641	12:50:52.960	
14 -	29.961	103.4	17.408	126.3	23.767	97.9	22.424	122.0	1:33.560	93.62	1.167	12:52:26.520	

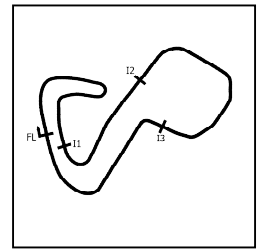
P6		99 Pro		Joe MARSHALL-BIRKS		Rob Boston Racing							
IDEAL LAP TIME : 1:32.195		BEST LAP TIME : 1:32.510		DIFFERENCE : 0.315									
LAP	SECTOR 1	SECTOR 2	SECTOR 3	SECTOR 4	LAP TIME	MPH	DIFF	TIME OF DAY					
1 -		102.2	17.632	127.0	23.976	95.4	22.306	122.9	1:40.987	86.74	8.477	12:32:20.066	
2 -	29.594	103.7	17.394	126.8	23.458	93.2	22.304	123.8	1:32.750	94.44	0.240	12:33:52.816	
3 -	29.604	103.8	17.274	127.8	23.429	95.8	22.307	123.3	1:32.614	94.58	0.104	12:35:25.430	
4 -	29.572	103.4	17.331	127.5	23.532	96.0	22.265	123.8	1:32.700	94.49	0.190	12:36:58.130	
5 -	29.500	104.0	17.340	127.5	23.458	95.7	22.212	123.8	1:32.510	(1)	94.69		12:38:30.640
6 -	29.403	103.8	17.234	128.0	23.666	94.6	22.270	124.2	1:32.573	(2)	94.62	0.063	12:40:03.213
7 -	29.624	103.2	17.261	128.0	23.593	96.4	22.257	123.8	1:32.735	94.46	0.225	12:41:35.948	
8 -	29.637	103.8	17.344	127.5	23.559	97.1	22.369	123.1	1:32.909	94.28	0.399	12:43:08.857	
9 -	29.572	103.5	17.227	128.3	23.625	95.3	22.244	124.7	1:32.668	94.52	0.158	12:44:41.525	
10 -	29.642	103.5	17.347	127.5	23.694	96.5	22.235	124.0	1:32.918	94.27	0.408	12:46:14.443	
11 -	29.798	104.0	17.267	128.3	23.556	97.9	22.287	124.5	1:32.908	94.28	0.398	12:47:47.351	
12 -	29.713	103.5	17.385	128.0	23.844	93.9	22.266	124.5	1:33.208	93.98	0.698	12:49:20.559	
13 -	29.542	103.2	17.258	127.3	23.642	96.8	22.136	124.9	1:32.578	(3)	94.62	0.068	12:50:53.137
14 -	30.171	103.2	17.361	127.8	23.785	97.2	22.352	123.8	1:33.669	93.51	1.159	12:52:26.806	

Weather / Track : Bright / Dry

Brands Hatch GP
Circuit Length = 2.4332 miles
Start: 12:30 Flag 12:52 End: 12:53

2020 Millers Oils Ginetta GT4 SuperCup

ROUND 5 - SECTOR ANALYSIS



SECTOR 1 = FL to I1, SECTOR 2 = I1 to I2 SECTOR 3 = I2 to I3, SECTOR 4 = I3 to FL, DIFF = Difference To Personal Best Lap, P = Crossed Finish Line in Pit Lane, D = Time Disallowed

P7		20 Pro		James BLAKE-BALDWIN				AK Motorsport				
IDEAL LAP TIME : 1:32.014		BEST LAP TIME : 1:32.224				DIFFERENCE : 0.210						
LAP	SECTOR 1	SECTOR 2		SECTOR 3		SECTOR 4		LAP TIME	MPH	DIFF	TIME OF DAY	
1 -		100.3	17.717	127.0	24.288	93.7	22.465	124.0	1:42.349	85.58	10.125	12:32:21.428
2 -	29.579	104.0	17.307	130.3	24.350	97.5	22.204	124.7	1:33.440	93.74	1.216	12:33:54.868
3 -	29.297	103.5	17.128	127.8	23.674	97.9	22.226	122.4	1:32.325 (2)	94.88	0.101	12:35:27.193
4 -	29.436	103.5	17.241	128.3	23.715	98.2	22.132	124.2	1:32.524	94.67	0.300	12:36:59.717
5 -	29.441	103.5	17.309	128.0	23.747	96.1	22.220	123.5	1:32.717	94.47	0.493	12:38:32.434
6 -	29.341	103.5	17.289	127.8	23.608	98.2	22.153	122.6	1:32.391	94.81	0.167	12:40:04.825
7 -	29.379	103.8	17.234	127.5	23.542	97.6	22.069	123.8	1:32.224 (1)	94.98		12:41:37.049
8 -	29.617	102.4	17.196	127.8	23.646	94.5	22.087	124.2	1:32.546	94.65	0.322	12:43:09.595
9 -	29.514	102.9	17.210	127.3	23.520	97.9	22.088	124.9	1:32.332 (3)	94.87	0.108	12:44:41.927
10 -	29.763	103.7	17.283	127.8	23.935	95.0	22.313	123.3	1:33.294	93.89	1.070	12:46:15.221
11 -	29.655	103.8	17.202	128.0	23.664	96.1	22.077	124.2	1:32.598	94.60	0.374	12:47:47.819
12 -	29.736	102.9	17.358	127.8	23.919	95.4	22.128	124.9	1:33.141	94.04	0.917	12:49:20.960
13 -	29.756	103.2	17.341	127.5	25.070		23.236	123.1	1:35.403	91.81	3.179	12:50:56.363
14 -	29.923	102.7	17.363	127.0	23.786	97.5	22.165	124.0	1:33.237	93.95	1.013	12:52:29.600

P8		44 Pro		Fin GREEN				Rob Boston Racing				
IDEAL LAP TIME : 1:32.130		BEST LAP TIME : 1:32.356				DIFFERENCE : 0.226						
LAP	SECTOR 1	SECTOR 2		SECTOR 3		SECTOR 4		LAP TIME	MPH	DIFF	TIME OF DAY	
1 -		100.1	17.874	128.0	24.263	91.9	22.443	125.2	1:42.529	85.43	10.173	12:32:21.608
2 -	29.774	103.7	17.486	126.6	24.037	93.8	22.334	123.3	1:33.631	93.55	1.275	12:33:55.239
3 -	29.767	102.6	17.470	126.3	23.502	96.4	22.416	122.0	1:33.155	94.03	0.799	12:35:28.394
4 -	29.498	103.4	17.318	126.6	23.512	93.9	22.290	123.1	1:32.618	94.58	0.262	12:37:01.012
5 -	29.447	103.5	17.232	127.0	23.458	95.0	22.256	122.6	1:32.393 (2)	94.81	0.037	12:38:33.405
6 -	29.453	103.8	17.396	126.6	23.350	95.8	22.200	123.1	1:32.399 (3)	94.80	0.043	12:40:05.804
7 -	29.569	103.2	17.276	126.8	23.372	96.2	22.139	122.9	1:32.356 (1)	94.84		12:41:38.160
8 -	29.549	103.7	17.468	126.1	24.106	94.5	22.353	123.3	1:33.476	93.71	1.120	12:43:11.636
9 -	29.643	102.7	17.376	126.1	23.408	98.2	22.428	122.2	1:32.855	94.33	0.499	12:44:44.491
10 -	29.737	103.2	17.194	126.8	23.840	95.5	22.348	122.4	1:33.119	94.07	0.763	12:46:17.610
11 -	29.678	103.5	17.338	126.6	23.414	98.8	22.278	122.4	1:32.708	94.48	0.352	12:47:50.318
12 -	29.684	102.7	17.399	126.1	23.773	98.1	22.277	122.6	1:33.133	94.05	0.777	12:49:23.451
13 -	29.896	102.6	17.347	126.6	23.859	96.2	22.317	123.3	1:33.419	93.76	1.063	12:50:56.870
14 -	29.855	103.8	17.478	126.8	23.789	100.3	22.275	123.1	1:33.397	93.79	1.041	12:52:30.267

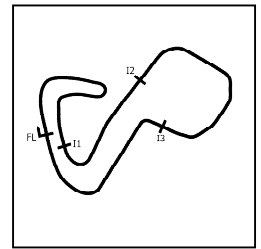
P9		27 ProAm		Tom EMSON				Elite Motorsport				
IDEAL LAP TIME : 1:32.561		BEST LAP TIME : 1:32.829				DIFFERENCE : 0.268						
LAP	SECTOR 1	SECTOR 2		SECTOR 3		SECTOR 4		LAP TIME	MPH	DIFF	TIME OF DAY	
1 -		101.9	17.868	128.8	25.369	86.2	22.684	123.1	1:44.247	84.02	11.418	12:32:23.326
2 -	29.698	104.2	17.201	127.8	23.890	92.6	22.565	124.0	1:33.354	93.83	0.525	12:33:56.680
3 -	29.692	103.8	17.347	128.5	24.096	95.4	22.472	124.2	1:33.607	93.58	0.778	12:35:30.287
4 -	29.753	103.7	17.233	129.3	24.805	95.3	22.568	124.9	1:34.359	92.83	1.530	12:37:04.646
5 -	29.477	103.8	17.380	127.0	23.827	98.8	22.386	123.8	1:33.070	94.12	0.241	12:38:37.716
6 -	29.596	103.5	17.424	126.1	23.678	96.5	22.347	123.8	1:33.045 (3)	94.14	0.216	12:40:10.761
7 -	29.518	103.5	17.372	126.1	23.704	96.4	22.255	124.5	1:32.849 (2)	94.34	0.020	12:41:43.610
8 -	29.569	103.4	17.335	126.1	23.628	98.1	22.297	123.8	1:32.829 (1)	94.36		12:43:16.439
9 -	29.621	102.6	17.378	126.6	24.382	93.0	22.950	123.3	1:34.331	92.86	1.502	12:44:50.770
10 -	30.966	98.8	17.583	128.0	24.017	96.4	22.454	122.4	1:35.020	92.18	2.191	12:46:25.790
11 -	29.726	104.0	17.322	127.8	23.968	95.7	22.524	123.3	1:33.540	93.64	0.711	12:47:59.330
12 -	29.623	103.5	17.347	127.0	23.823	95.0	22.699	122.6	1:33.492	93.69	0.663	12:49:32.822
13 -	29.964	103.4	17.380	126.3	23.847	92.9	22.465	123.1	1:33.656	93.53	0.827	12:51:06.478
14 -	29.564	103.5	17.466	126.1	23.886	94.2	22.731	122.2	1:33.647	93.54	0.818	12:52:40.125

Weather / Track : Bright / Dry

Brands Hatch GP
Circuit Length = 2.4332 miles
Start: 12:30 Flag 12:52 End: 12:53

2020 Millers Oils Ginetta GT4 SuperCup

ROUND 5 - SECTOR ANALYSIS



SECTOR 1 = FL to I1, SECTOR 2 = I1 to I2 SECTOR 3 = I2 to I3, SECTOR 4 = I3 to FL, DIFF = Difference To Personal Best Lap, P = Crossed Finish Line in Pit Lane, D = Time Disallowed

P10 95 Am Stewart LINES		Maximum Motorsport										
IDEAL LAP TIME : 1:33.161		BEST LAP TIME : 1:33.324					DIFFERENCE : 0.163					
LAP	SECTOR 1	SECTOR 2	SECTOR 3	SECTOR 4	LAP TIME	MPH	DIFF	TIME OF DAY				
1 -		102.6	17.828	128.0	25.028	91.4	23.026	123.1	1:45.305	83.18	11.981	12:32:24.384
2 -	30.034	102.9	17.543	126.8	24.133	93.3	22.799	122.6	1:34.509	92.68	1.185	12:33:58.893
3 -	29.754	103.5	17.538	127.3	23.980	96.4	22.686	122.2	1:33.958	93.23	0.634	12:35:32.851
4 -	29.784	103.0	17.473	127.0	24.128	99.4	22.819	122.6	1:34.204	92.98	0.880	12:37:07.055
5 -	29.534	103.5	17.661	127.0	23.854	97.3	22.735	122.0	1:33.784	(3)	0.460	12:38:40.839
6 -	29.778	102.7	17.513	127.3	24.096	95.0	22.802	122.9	1:34.189	93.00	0.865	12:40:15.028
7 -	29.734	103.8	17.472	127.8	24.548	95.4	22.883	122.6	1:34.637	92.56	1.313	12:41:49.665
8 -	30.043	102.6	17.533	126.3	24.334	94.3	22.647	122.4	1:34.557	92.64	1.233	12:43:24.222
9 -	30.004	102.7	17.463	126.3	24.427	96.5	22.551	123.1	1:34.445	92.75	1.121	12:44:58.667
10 -	30.483	99.5	17.662	126.1	24.342	95.1	23.038	121.5	1:35.525	91.70	2.201	12:46:34.192
11 -	29.855	102.6	17.512	126.6	24.029	97.1	22.707	122.6	1:34.103	93.08	0.779	12:48:08.295
12 -	29.630	102.9	17.461	126.3	23.715	99.8	22.518	122.2	1:33.324 (1)	93.86		12:49:41.619
13 -	29.879	102.7	17.742	126.1	23.907	96.9	22.857	121.3	1:34.385	92.80	1.061	12:51:16.004
14 -	29.815	102.6	17.546	126.1	23.648	98.6	22.717	121.5	1:33.726	(2)	0.402	12:52:49.730

P11 78 ProAm Colin WHITE		CWS Motorsport										
IDEAL LAP TIME : 1:32.308		BEST LAP TIME : 1:32.543					DIFFERENCE : 0.235					
LAP	SECTOR 1	SECTOR 2	SECTOR 3	SECTOR 4	LAP TIME	MPH	DIFF	TIME OF DAY				
1 -		103.2	17.710	128.5	24.973	92.4	22.384	123.5	1:43.698	84.47	11.155	12:32:22.777
2 -	29.533	104.0	17.263	128.5	24.230	92.8	22.495	124.7	1:33.521	93.66	0.978	12:33:56.298
3 -	29.566	103.7	17.567	128.8	24.100	96.0	22.481	123.5	1:33.714	93.47	1.171	12:35:30.012
4 -	29.702	103.8	17.305	128.5	24.742	100.9	22.468	123.5	1:34.217	92.97	1.674	12:37:04.229
5 -	29.431	104.8	17.326	128.0	23.744	94.5	22.397	124.5	1:32.898	(3)	0.355	12:38:37.127
6 -	29.367	104.2	17.384	127.5	23.797	92.5	22.295	125.2	1:32.843	(2)	0.300	12:40:09.970
7 -	29.602	103.0	17.194	128.3	23.697	94.3	22.050	125.4	1:32.543 (1)	94.65		12:41:42.513
8 -	29.515	105.1	17.502	127.5	23.980	94.7	22.285	124.7	1:33.282	93.90	0.739	12:43:15.795
9 -	29.798	103.8	17.424	127.5	24.619	92.5	22.979	123.3	1:34.820	92.38	2.277	12:44:50.615
10 -	30.916	99.2	17.645	127.3	23.768	94.1	22.330	123.8	1:34.659	92.54	2.116	12:46:25.274
11 -	29.628	103.8	17.730	126.8	23.754	94.5	22.464	124.0	1:33.576	93.61	1.033	12:47:58.850
12 -	29.654	103.7	17.459	126.8	23.863	91.9	22.947	120.4	1:33.923	93.26	1.380	12:49:32.773
13 -	40.301	101.3	17.595	127.3	23.731	94.3	22.478	123.3	1:44.105	84.14	11.562	12:51:16.878
14 -	29.453	104.5	17.537	128.0	23.861	95.3	22.465	123.5	1:33.316	93.87	0.773	12:52:50.194

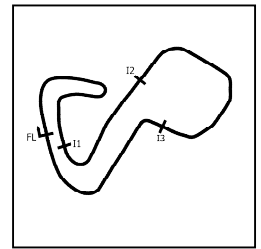
P12 11 ProAm Chris SALKELD		Assetto Motorsport										
IDEAL LAP TIME : 1:32.567		BEST LAP TIME : 1:32.728					DIFFERENCE : 0.161					
LAP	SECTOR 1	SECTOR 2	SECTOR 3	SECTOR 4	LAP TIME	MPH	DIFF	TIME OF DAY				
1 -		103.4	17.971	128.3	24.385	93.4	22.525	123.5	1:42.951	85.08	10.223	12:32:22.030
2 -	29.772	104.3	17.224	128.3	24.266	95.3	22.539	122.4	1:33.801	93.38	1.073	12:33:55.831
3 -	29.815	102.7	17.580	127.3	23.962	94.6	22.566	123.5	1:33.923	93.26	1.195	12:35:29.754
4 -	29.661	104.2	17.480	129.0	24.161	99.1	22.402	123.3	1:33.704	93.48	0.976	12:37:03.458
5 -	29.706	103.4	17.336	126.8	23.853	98.2	22.420	122.6	1:33.315	93.87	0.587	12:38:36.773
6 -	29.468	102.9	17.354	126.1	23.674	96.5	22.263	123.1	1:32.759	(2)	0.031	12:40:09.532
7 -	29.594	102.6	17.259	126.8	23.673	98.8	22.202	123.1	1:32.728 (1)	94.46		12:41:42.260
8 -	29.586	102.9	17.492	125.9	23.682	98.3	22.544	121.5	1:33.304	(3)	0.576	12:43:15.564
9 -	29.617	102.7	17.594	125.6	25.289	90.6	22.968	123.8	1:35.468	91.75	2.740	12:44:51.032
10 -	40.668	101.6	17.530	126.3	24.130	96.9	22.438	122.0	1:44.766	83.61	12.038	12:46:35.798
11 -	29.609	103.4	17.567	126.3	23.972	98.8	22.467	122.9	1:33.615	93.57	0.887	12:48:09.413
12 -	29.811	102.2	17.446	126.8	23.968	97.5	22.333	122.9	1:33.558	93.63	0.830	12:49:42.971
13 -	30.450	101.9	17.608	127.5	24.193	94.5	22.386	123.1	1:34.637	92.56	1.909	12:51:17.608
14 -	30.121	102.4	17.374	126.6	23.891	97.8	22.392	122.4	1:33.778	93.41	1.050	12:52:51.386

Weather / Track : Bright / Dry

Brands Hatch GP
Circuit Length = 2.4332 miles
Start: 12:30 Flag 12:52 End: 12:53

2020 Millers Oils Ginetta GT4 SuperCup

ROUND 5 - SECTOR ANALYSIS



SECTOR 1 = FL to I1, SECTOR 2 = I1 to I2 SECTOR 3 = I2 to I3, SECTOR 4 = I3 to FL, DIFF = Difference To Personal Best Lap, P = Crossed Finish Line in Pit Lane, D = Time Disallowed

P13 19 Am		Carl GARNETT				AK Motorsport						
IDEAL LAP TIME : 1:34.128		BEST LAP TIME : 1:34.422				DIFFERENCE : 0.294						
LAP	SECTOR 1	SECTOR 2	SECTOR 3	SECTOR 4	LAP TIME	MPH	DIFF	TIME OF DAY				
1 -		101.6	17.733	127.5	25.304	92.3	22.843	123.1	1:45.763	82.82	11.341	12:32:24.842
2 -	29.990	103.0	17.851	126.3	24.854	93.8	23.458	121.7	1:36.153	91.10	1.731	12:34:00.995
3 -	30.298	101.6	17.713	126.1	24.734	96.6	22.851	121.7	1:35.596	91.63	1.174	12:35:36.591
4 -	29.671	102.2	17.704	125.9	24.342	97.9	22.705	122.4	1:34.422 (1)	92.77		12:37:11.013
5 -	30.160	100.7	17.778	125.4	24.619	95.7	22.834	121.3	1:35.391	91.83	0.969	12:38:46.404
6 -	29.746	103.0	17.684	125.4	24.384	97.2	22.691	122.2	1:34.505 (2)	92.69	0.083	12:40:20.909
7 -	29.562	102.7	17.772	124.9	24.541	94.7	22.815	122.0	1:34.690 (3)	92.51	0.268	12:41:55.599
8 -	29.804	101.2	17.957	124.5	24.710	93.7	22.762	121.5	1:35.233	91.98	0.811	12:43:30.832
9 -	29.701	103.4	17.846	123.8	24.546	98.8	22.683	122.0	1:34.776	92.42	0.354	12:45:05.608
10 -	29.826	102.4	17.756	124.7	24.248	98.8	22.871	121.7	1:34.701	92.50	0.279	12:46:40.309
11 -	29.731	102.9	17.635	124.7	24.575	98.3	22.810	121.5	1:34.751	92.45	0.329	12:48:15.060
12 -	29.759	101.6	17.775	124.7	24.442	99.2	22.789	122.2	1:34.765	92.43	0.343	12:49:49.825
13 -	29.903	102.2	17.829	125.6	24.628	97.9	22.701	122.0	1:35.061	92.14	0.639	12:51:24.886
14 -	29.742	102.2	17.805	123.8	24.753	96.1	22.926	121.3	1:35.226	91.99	0.804	12:53:00.112

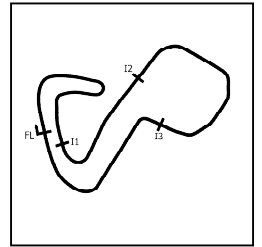
P14 40 Am		Nick HALSTEAD				Fox Motorsport						
IDEAL LAP TIME : 1:33.135		BEST LAP TIME : 1:33.450				DIFFERENCE : 0.315						
LAP	SECTOR 1	SECTOR 2	SECTOR 3	SECTOR 4	LAP TIME	MPH	DIFF	TIME OF DAY				
1 -		104.2	17.694	128.3	25.146	92.9	23.029	121.3	1:44.895	83.51	11.445	12:32:23.974
2 -	29.824	104.2	17.411	127.5	24.410	96.5	22.741	122.0	1:34.386	92.80	0.936	12:33:58.360
3 -	29.580	104.5	17.208	127.8	24.258	96.5	22.579	122.0	1:33.625 (2)	93.56	0.175	12:35:31.985
4 -	29.580	104.2	17.278	128.0	24.205	97.5	22.621	122.6	1:33.684 (3)	93.50	0.234	12:37:05.669
5 -	29.415	105.3	17.291	128.3	24.562	97.2	22.536	121.7	1:33.804	93.38	0.354	12:38:39.473
6 -	29.508	105.0	17.331	127.0	24.081	97.3	22.530	122.0	1:33.450 (1)	93.73		12:40:12.923
7 -	29.582	104.3	17.256	127.5	24.976	77.6	23.311	120.2	1:35.125	92.08	1.675	12:41:48.048
8 -	29.579	104.6	17.667	125.6	24.457	95.0	22.510	121.7	1:34.213	92.97	0.763	12:43:22.261
9 -	29.675	103.8	17.491	126.3	24.254	97.1	22.989	121.7	1:34.409	92.78	0.959	12:44:56.670
10 -	30.368	102.2	17.617	126.1	24.515	98.1	22.963	120.9	1:35.463	91.76	2.013	12:46:32.133
11 -	30.006	103.8	17.594	126.3	24.376	98.1	22.690	121.3	1:34.666	92.53	1.216	12:48:06.799
12 -	29.689	104.0	17.441	127.0	24.167	99.2	22.695	121.7	1:33.992	93.19	0.542	12:49:40.791
13 -	29.773	104.0	17.545	126.3	24.152	95.8	22.796	120.9	1:34.266	92.92	0.816	12:51:15.057
14 -	29.624	104.6	17.447	126.3	24.002	98.2	22.754	121.5	1:33.827	93.36	0.377	12:52:48.884

P15 12 Pro		Reece SOMERFIELD				Privateer						
IDEAL LAP TIME : 1:33.456		BEST LAP TIME : 1:33.558				DIFFERENCE : 0.102						
LAP	SECTOR 1	SECTOR 2	SECTOR 3	SECTOR 4	LAP TIME	MPH	DIFF	TIME OF DAY				
1 -		101.9	17.429	127.5	24.413	92.3	22.617	123.1	1:42.043	85.84	8.485	12:32:21.122
2 -	29.587	103.4	17.531	127.5	23.949	98.1	22.491	121.5	1:33.558 (1)	93.63		12:33:54.680
3 -	30.575	102.4	17.494	127.0	24.084	94.2	22.654	120.6	1:34.807 (3)	92.39	1.249	12:35:29.487
4 -	29.626	101.5	17.674	124.9	24.728	96.0	22.989	122.6	1:35.017	92.19	1.459	12:37:04.504
5 -	30.054	102.2	17.733	124.2	25.037	94.2	22.651	120.2	1:35.475	91.75	1.917	12:38:39.979
6 -	29.710	101.3	17.756	122.9	24.087	95.7	22.912	118.5	1:34.465 (2)	92.73	0.907	12:40:14.444
7 -	29.976	99.5	17.858	120.4	25.950	83.6	23.981	116.3	1:37.765	89.60	4.207	12:41:52.209
8 -	31.317	96.8	18.302	118.1	25.766	88.0	24.392	114.9	1:39.777	87.79	6.219	12:43:31.986
9 -	31.031	94.9	18.643	117.3	25.773	88.6	23.734	114.7	1:39.181	88.32	5.623	12:45:11.167
10 -	31.539	96.0	18.794	116.9	28.706	73.4	26.310	110.0	1:45.349	83.15	11.791	12:46:56.516
11 -	33.166	94.5	18.671	113.3	30.005	79.7	27.099	104.8	1:48.941	80.40	15.383	12:48:45.457
12 -	34.519	93.9	19.007	104.3	29.373	79.6	26.324	108.4	1:49.223	80.20	15.665	12:50:34.680
13 -	34.685	75.6	19.149	115.1	28.741	74.1	27.624	100.6	1:50.199	79.49	16.641	12:52:24.879

Weather / Track : Bright / Dry

2020 Millers Oils Ginetta GT4 SuperCup

ROUND 5 - SECTOR ANALYSIS



SECTOR 1 = FL to I1, SECTOR 2 = I1 to I2 SECTOR 3 = I2 to I3, SECTOR 4 = I3 to FL, DIFF = Difference To Personal Best Lap, P = Crossed Finish Line in Pit Lane, D = Time Disallowed

P16 10 Am		Lee GOLDSMITH				Assetto Motorsport						
IDEAL LAP TIME : 1:34.262		BEST LAP TIME : 1:34.469				DIFFERENCE : 0.207						
LAP	SECTOR 1	SECTOR 2		SECTOR 3		SECTOR 4		LAP TIME	MPH	DIFF	TIME OF DAY	
1 -		101.8	17.857	126.8	24.971	94.1	23.035	121.5	1:46.289	82.41	11.820	12:32:25.368
2 -	30.332	102.7	17.623	127.0	24.575	92.4	23.259	122.9	1:35.789	91.44	1.320	12:34:01.157
3 -	30.704	102.2	17.785	126.3	24.590	94.1	22.947	122.0	1:36.026	91.22	1.557	12:35:37.183
4 -	30.134	102.7	17.558	126.3	24.302	95.3	22.475	122.6	1:34.469 (1)	92.72		12:37:11.652
5 -	30.273	102.4	18.039	125.2	24.250	94.1	22.925	120.6	1:35.487	91.73	1.018	12:38:47.139
6 -	30.384	101.6	17.758	125.6	24.187	94.6	22.718	122.2	1:35.047 (2)	92.16	0.578	12:40:22.186
7 -	30.042	102.1	17.614	125.9	24.704	94.1	22.989	122.4	1:35.349 (3)	91.87	0.880	12:41:57.535
8 -	30.414	102.1	17.849	124.9	24.565	94.5	22.696	122.2	1:35.524	91.70	1.055	12:43:33.059

P17 32 Pro		Charlie LADELL				Rob Boston Racing						
IDEAL LAP TIME : 1:32.065		BEST LAP TIME : 1:32.296				DIFFERENCE : 0.231						
LAP	SECTOR 1	SECTOR 2		SECTOR 3		SECTOR 4		LAP TIME	MPH	DIFF	TIME OF DAY	
1 -		99.7	17.714	130.0	24.275	96.9	22.401	124.0	1:41.509	86.29	9.213	12:32:20.588
2 -	29.573	104.5	17.349	128.3	23.697	96.9	22.307	123.8	1:32.926	94.26	0.630	12:33:53.514
3 -	29.475	104.3	17.336	127.8	23.913	99.2	22.344	123.3	1:33.068	94.12	0.772	12:35:26.582
4 -	29.406	104.3	17.504	127.3	23.547	98.1	22.189	124.5	1:32.646	94.55	0.350	12:36:59.228
5 -	29.355	104.8	17.393	128.0	23.360	99.8	22.188	124.0	1:32.296 (1)	94.91		12:38:31.524
6 -	29.451	104.8	17.332	128.0	23.506	100.6	22.094	124.7	1:32.383 (2)	94.82	0.087	12:40:03.907
7 -	29.359	105.0	17.256	128.8	23.559	99.7	22.283	124.2	1:32.457 (3)	94.74	0.161	12:41:36.364

2020 Millers Oils Ginetta GT4 SuperCup

ROUND 5 - BEST SPEEDS

POS	INTERMEDIATE 1			INTERMEDIATE 2			INTERMEDIATE 3			FINISH LINE		
	NO	NAME	MPH	NO	NAME	MPH	NO	NAME	MPH	NO	NAME	MPH
1	14	BURNS	106.0	20	BLAKE-BALDWIN	130.3	78	WHITE	100.9	14	BURNS	125.6
2	81	HIBBERT	105.5	32	LADELL	130.0	32	LADELL	100.6	78	WHITE	125.4
3	57	BURTON	105.3	14	BURNS	129.3	44	GREEN	100.3	81	HIBBERT	125.2
4	40	HALSTEAD	105.3	27	EMSON	129.3	54	SMALLEY	100.1	44	GREEN	125.2
5	78	WHITE	105.1	11	SALKELD	129.0	81	HIBBERT	100.0	99	MARSHALL-BIRKS	124.9
6	32	LADELL	105.0	78	WHITE	128.8	92	FALVEY	99.8	20	BLAKE-BALDWIN	124.9
7	92	FALVEY	104.8	99	MARSHALL-BIRKS	128.3	95	LINES	99.8	27	EMSON	124.9
8	54	SMALLEY	104.6	40	HALSTEAD	128.3	14	BURNS	99.7	32	LADELL	124.7
9	11	SALKELD	104.3	44	GREEN	128.0	19	GARNETT	99.2	54	SMALLEY	123.8
10	27	EMSON	104.2	95	LINES	128.0	40	HALSTEAD	99.2	11	SALKELD	123.8
11	99	MARSHALL-BIRKS	104.0	57	BURTON	127.8	57	BURTON	99.1	57	BURTON	123.5
12	20	BLAKE-BALDWIN	104.0	54	SMALLEY	127.5	11	SALKELD	99.1	92	FALVEY	123.1
13	44	GREEN	103.8	19	GARNETT	127.5	27	EMSON	98.8	95	LINES	123.1
14	95	LINES	103.8	12	SOMERFIELD	127.5	20	BLAKE-BALDWIN	98.2	19	GARNETT	123.1
15	19	GARNETT	103.4	81	HIBBERT	127.0	12	SOMERFIELD	98.1	12	SOMERFIELD	123.1
16	12	SOMERFIELD	103.4	10	GOLDSMITH	127.0	99	MARSHALL-BIRKS	97.9	10	GOLDSMITH	122.9
17	10	GOLDSMITH	102.7	92	FALVEY	126.8	10	GOLDSMITH	95.3	40	HALSTEAD	122.6

Weather / Track : Bright / Dry

Results can be found at www.tsl-timing.com

Brands Hatch GP
Circuit Length = 2.4332 miles
Start: 12:30 Flag 12:52 End: 12:53

Printed - 12:57 Sunday, 09 August 2020

2020 Millers Oils Ginetta GT4 SuperCup

ROUND 5 - BEST SECTORS

SECTOR 1				SECTOR 2				SECTOR 3				SECTOR 4				IDEAL / BEST COMPARISON		
POS	NO	NAME	TIME	NO	NAME	TIME	NO	NAME	TIME	NO	NAME	TIME	POS	NO	NAME	IDEAL	BEST	DIFF
															PERFECT LAP	1:30.983		
1	81	HIBBERT	28.920	14	BURNS	17.056	57	BURTON	23.104	14	BURNS	21.903	1	81	HIBBERT	1:31.214	1:31.272	0.058
2	57	BURTON	29.045	57	BURTON	17.111	81	HIBBERT	23.214	81	HIBBERT	21.953	2	57	BURTON	1:31.308	1:31.523	0.215
3	14	BURNS	29.124	81	HIBBERT	17.127	14	BURNS	23.254	57	BURTON	22.048	3	14	BURNS	1:31.337	1:31.482	0.145
4	92	FALVEY	29.278	20	BLAKE-B	17.128	54	SMALLEY	23.341	78	WHITE	22.050	4	54	SMALLEY	1:31.865	1:32.180	0.315
5	54	SMALLEY	29.287	54	SMALLEY	17.154	44	GREEN	23.350	20	BLAKE-B	22.069	5	20	BLAKE-BALDWIN	1:32.014	1:32.224	0.210
6	20	BLAKE-B	29.297	44	GREEN	17.194	32	LADELL	23.360	54	SMALLEY	22.083	6	32	LADELL	1:32.065	1:32.296	0.231
7	32	LADELL	29.355	78	WHITE	17.194	99	MARSHAL	23.429	32	LADELL	22.094	7	44	GREEN	1:32.130	1:32.356	0.226
8	78	WHITE	29.367	27	EMSON	17.201	20	BLAKE-B	23.520	99	MARSHAL	22.136	8	99	MARSHALL-BIRKS	1:32.195	1:32.510	0.315
9	99	MARSHAL	29.403	40	HALSTEAD	17.208	92	FALVEY	23.617	44	GREEN	22.139	9	78	WHITE	1:32.308	1:32.543	0.235
10	40	HALSTEAD	29.415	11	SALKELD	17.224	27	EMSON	23.628	11	SALKELD	22.202	10	92	FALVEY	1:32.351	1:32.393	0.042
11	44	GREEN	29.447	92	FALVEY	17.227	95	LINES	23.648	92	FALVEY	22.229	11	27	EMSON	1:32.561	1:32.829	0.268
12	11	SALKELD	29.468	99	MARSHAL	17.227	11	SALKELD	23.673	27	EMSON	22.255	12	11	SALKELD	1:32.567	1:32.728	0.161
13	27	EMSON	29.477	32	LADELL	17.256	78	WHITE	23.697	10	GOLDSMI	22.475	13	40	HALSTEAD	1:33.135	1:33.450	0.315
14	95	LINES	29.534	12	SOMERFI	17.429	12	SOMERFI	23.949	12	SOMERFI	22.491	14	95	LINES	1:33.161	1:33.324	0.163
15	19	GARNETT	29.562	95	LINES	17.461	40	HALSTEAD	24.002	40	HALSTEAD	22.510	15	12	SOMERFIELD	1:33.456	1:33.558	0.102
16	12	SOMERFI	29.587	10	GOLDSMI	17.558	10	GOLDSMI	24.187	95	LINES	22.518	16	19	GARNETT	1:34.128	1:34.422	0.294
17	10	GOLDSMI	30.042	19	GARNETT	17.635	19	GARNETT	24.248	19	GARNETT	22.683	17	10	GOLDSMITH	1:34.262	1:34.469	0.207

Weather / Track : Bright / Dry

Results can be found at www.tsl-timing.com

Brands Hatch GP

Circuit Length = 2.4332 miles

Start: 12:30 Flag 12:52 End: 12:53

Printed - 12:57 Sunday, 09 August 2020

2020 Millers Oils Ginetta GT4 SuperCup

ROUND 5 - LAP CHART

LAP 1 @ 12:32:17.088			LAP 2 @ 12:33:48.877			LAP 3 @ 12:35:20.376			LAP 4 @ 12:36:51.839			LAP 5 @ 12:38:23.111		
NO	BEHIND	LAP TIME	NO	BEHIND	LAP TIME	NO	BEHIND	LAP TIME	NO	BEHIND	LAP TIME	NO	BEHIND	LAP TIME
81		1:38.009	81		1:31.789	81		1:31.499	81		1:31.463	81		1:31.272
57	0.577	1:38.586	57	0.612	1:31.824	57	0.892	1:31.779	57	1.026	1:31.597	57	1.277	1:31.523
14	1.082	1:39.091	14	1.132	1:31.839	14	1.436	1:31.803	14	1.628	1:31.655	14	1.838	1:31.482
54	1.552	1:39.561	54	2.347	1:32.584	54	3.031	1:32.183	54	3.883	1:32.315	54	4.791	1:32.180
92	2.435	1:40.444	92	3.479	1:32.833	92	4.655	1:32.675	92	5.585	1:32.393	92	6.939	1:32.626
99	2.978	1:40.987	99	3.939	1:32.750	99	5.054	1:32.614	99	6.291	1:32.700	99	7.529	1:32.510
32	3.500	1:41.509	32	4.637	1:32.926	32	6.206	1:33.068	32	7.389	1:32.646	32	8.413	1:32.296
12	4.034	1:42.043	12	5.803	1:33.558	20	6.817	1:32.325	20	7.878	1:32.524	20	9.323	1:32.717
20	4.340	1:42.349	20	5.991	1:33.440	44	8.018	1:33.155	44	9.173	1:32.618	44	10.294	1:32.393
44	4.520	1:42.529	44	6.362	1:33.631	12	9.111	1:34.807	11	11.619	1:33.704	11	13.662	1:33.315
11	4.942	1:42.951	11	6.954	1:33.801	11	9.378	1:33.923	78	12.390	1:34.217	78	14.016	1:32.898
78	5.689	1:43.698	78	7.421	1:33.521	78	9.636	1:33.714	12	12.665	1:35.017	27	14.605	1:33.070
27	6.238	1:44.247	27	7.803	1:33.354	27	9.911	1:33.607	27	12.807	1:34.359	40	16.362	1:33.804
40	6.886	1:44.895	40	9.483	1:34.386	40	11.609	1:33.625	40	13.830	1:33.684	12	16.868	1:35.475
95	7.296	1:45.305	95	10.016	1:34.509	95	12.475	1:33.958	95	15.216	1:34.204	95	17.728	1:33.784
19	7.754	1:45.763	19	12.118	1:36.153	19	16.215	1:35.596	19	19.174	1:34.422	19	23.293	1:35.391
10	8.280	1:46.289	10	12.280	1:35.789	10	16.807	1:36.026	10	19.813	1:34.469	10	24.028	1:35.487

Weather / Track : Bright / Dry

2020 Millers Oils Ginetta GT4 SuperCup

ROUND 5 - LAP CHART

LAP 6 @ 12:39:54.827			LAP 7 @ 12:41:26.387			LAP 8 @ 12:42:58.029			LAP 9 @ 12:44:29.810			LAP 10 @ 12:46:01.762		
NO	BEHIND	LAP TIME	NO	BEHIND	LAP TIME	NO	BEHIND	LAP TIME	NO	BEHIND	LAP TIME	NO	BEHIND	LAP TIME
81		1:31.716	81		1:31.560	81		1:31.642	81		1:31.781	81		1:31.952
57	1.260	1:31.699	57	1.368	1:31.668	57	1.430	1:31.704	57	1.450	1:31.801	57	1.459	1:31.961
14	1.757	1:31.635	14	1.740	1:31.543	14	1.979	1:31.881	14	1.827	1:31.629	14	1.754	1:31.879
54	5.401	1:32.326	54	6.146	1:32.305	54	6.940	1:32.436	54	7.382	1:32.223	54	8.225	1:32.795
92	8.012	1:32.789	92	9.223	1:32.771	92	10.438	1:32.857	92	11.388	1:32.731	92	12.385	1:32.949
99	8.386	1:32.573	99	9.561	1:32.735	99	10.828	1:32.909	99	11.715	1:32.668	99	12.681	1:32.918
32	9.080	1:32.383	32	9.977	1:32.457	20	11.566	1:32.546	20	12.117	1:32.332	20	13.459	1:33.294
20	9.998	1:32.391	20	10.662	1:32.224	44	13.607	1:32.476	44	14.681	1:32.855	44	15.848	1:33.119
44	10.977	1:32.399	44	11.773	1:32.356	11	17.535	1:33.304	78	20.805	1:34.820	78	23.512	1:34.659
11	14.705	1:32.759	11	15.873	1:32.728	78	17.766	1:33.282	27	20.960	1:34.331	27	24.028	1:35.020
78	15.143	1:32.843	78	16.126	1:32.543	27	18.410	1:32.829	11	21.222	1:35.468	40	30.371	1:35.463
27	15.934	1:33.045	27	17.223	1:32.849	40	24.232	1:34.213	40	26.860	1:34.409	95	32.430	1:35.525
40	18.096	1:33.450	40	21.661	1:35.125	95	26.193	1:34.557	95	28.857	1:34.445	11	34.036	1:44.766
12	19.617	1:34.465	95	23.278	1:34.637	19	32.803	1:35.233	19	35.798	1:34.776	19	38.547	1:34.701
95	20.201	1:34.189	12	25.822	1:37.765	12	33.957	1:39.777	12	41.357	1:39.181	12	54.754	1:45.349
19	26.082	1:34.505	19	29.212	1:34.690	10	35.030	1:35.524						
10	27.359	1:35.047	10	31.148	1:35.349									

Weather / Track : Bright / Dry

2020 Millers Oils Ginetta GT4 SuperCup

ROUND 5 - LAP CHART

LAP 11 @ 12:47:33.553			LAP 12 @ 12:49:05.507			LAP 13 @ 12:50:37.367			LAP 14 @ 12:52:10.014		
NO	BEHIND	LAP TIME	NO	BEHIND	LAP TIME	NO	BEHIND	LAP TIME	NO	BEHIND	LAP TIME
81		1:31.791	81		1:31.954	81		1:31.860	81		1:32.647
57	1.565	1:31.897	57	1.467	1:31.856	57	1.573	1:31.966	57	1.482	1:32.556
14	1.996	1:32.033	14	1.935	1:31.893	14	2.148	1:32.073	14	1.818	1:32.317
54	9.245	1:32.811	54	10.063	1:32.772	54	11.054	1:32.851	54	11.628	1:33.221
92	13.520	1:32.926	92	14.419	1:32.853	92	15.593	1:33.034	12	1 Lap	1:50.199
99	13.798	1:32.908	99	15.052	1:33.208	99	15.770	1:32.578	92	16.506	1:33.560
20	14.266	1:32.598	20	15.453	1:33.141	20	18.996	1:35.403	99	16.792	1:33.669
44	16.765	1:32.708	44	17.944	1:33.133	44	19.503	1:33.419	20	19.586	1:33.237
78	25.297	1:33.576	78	27.266	1:33.923	27	29.111	1:33.656	44	20.253	1:33.397
27	25.777	1:33.540	27	27.315	1:33.492	40	37.690	1:34.266	27	30.111	1:33.647
40	33.246	1:34.666	40	35.284	1:33.992	95	38.637	1:34.385	40	38.870	1:33.827
95	34.742	1:34.103	95	36.112	1:33.324	78	39.511	1:44.105	95	39.716	1:33.726
11	35.860	1:33.615	11	37.464	1:33.558	11	40.241	1:34.637	78	40.180	1:33.316
19	41.507	1:34.751	19	44.318	1:34.765	19	47.519	1:35.061	11	41.372	1:33.778
12	1:11.904	1:48.941	12	1:29.173	1:49.223				19	50.098	1:35.226

Weather / Track : Bright / Dry

2020 Millers Oils Ginetta GT4 SuperCup

ROUND 5 - POSITION CHART

No	Name	Lap														
		Pos	1	2	3	4	5	6	7	8	9	10	11	12	13	14
81	HIBBERT	1	81	81	81	81	81	81	81	81	81	81	81	81	81	81
57	BURTON	2	57	57	57	57	57	57	57	57	57	57	57	57	57	57
14	BURNS	3	14	14	14	14	14	14	14	14	14	14	14	14	14	14
54	SMALLEY	4	54	54	54	54	54	54	54	54	54	54	54	54	54	54
92	FALVEY	5	92	92	92	92	92	92	92	92	92	92	92	92	92	92
32	LADELL	6	99	99	99	99	99	99	99	99	99	99	99	99	99	99
99	MARSHALL-BIRKS	7	32	32	32	32	32	32	32	20	20	20	20	20	20	20
12	SOMERFIELD	8	12	12	20	20	20	20	20	44	44	44	44	44	44	44
20	BLAKE-BALDWIN	9	20	20	44	44	44	44	44	11	78	78	78	78	27	27
44	GREEN	10	44	44	12	11	11	11	11	78	27	27	27	27	40	40
11	SALKELD	11	11	11	11	78	78	78	78	27	11	40	40	40	95	95
27	EMSON	12	78	78	78	12	27	27	27	40	40	95	95	95	78	78
78	WHITE	13	27	27	27	27	40	40	40	95	95	11	11	11	11	11
40	HALSTEAD	14	40	40	40	40	12	12	95	19	19	19	19	19	19	19
95	LINES	15	95	95	95	95	95	95	12	12	12	12	12	12	12	12
10	GOLDSMITH	16	19	19	19	19	19	19	19	10						
19	GARNETT	17	10	10	10	10	10	10	10							

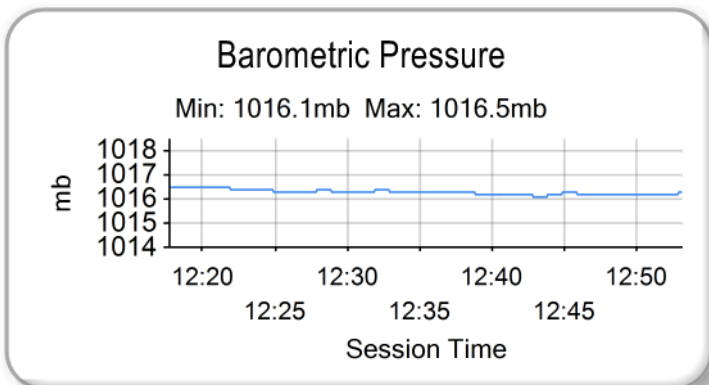
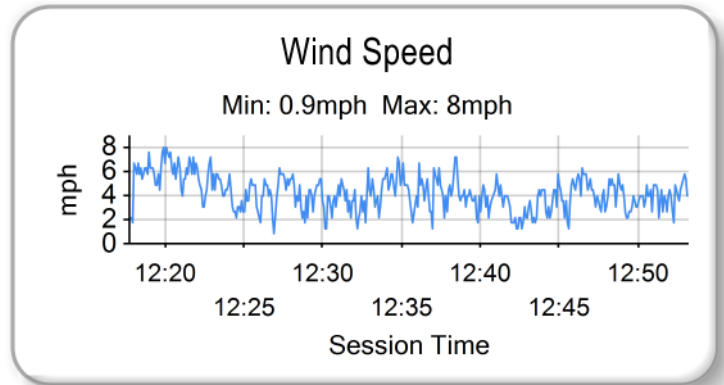
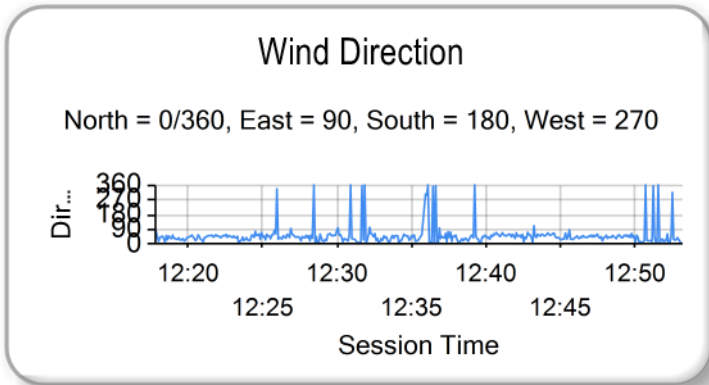
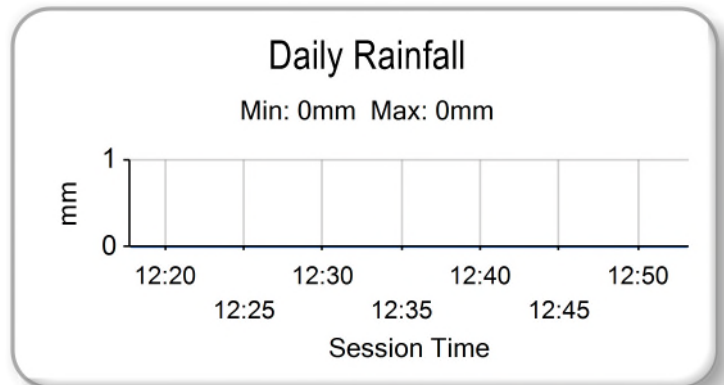
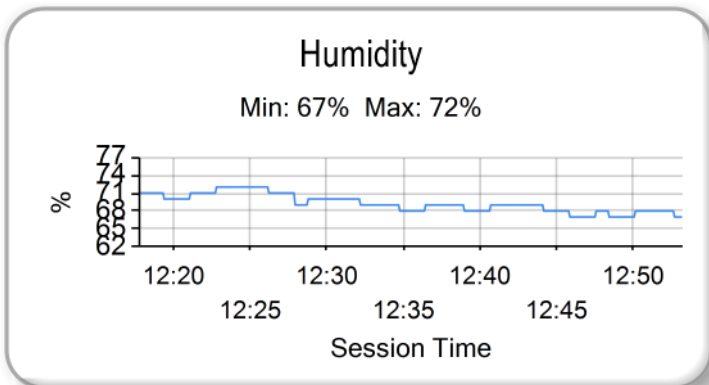
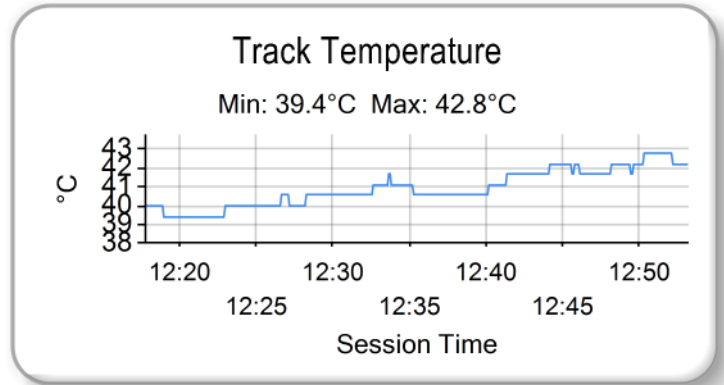
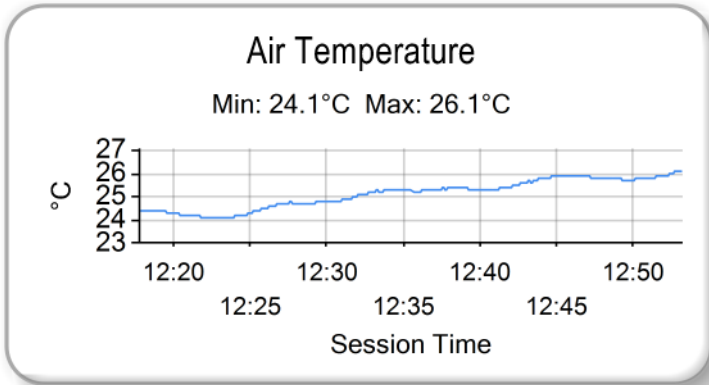
Weather / Track : Bright / Dry

Results can be found at www.tsl-timing.com

Brands Hatch GP
 Circuit Length = 2.4332 miles
 Start: 12:30 Flag 12:52 End: 12:53

Printed - 12:58 Sunday, 09 August 2020

2020 Millers Oils Ginetta GT4 SuperCup
ROUND 5 - WEATHER CONDITIONS



Weather / Track : Bright / Dry

Results can be found at www.tsl-timing.com

Brands Hatch GP
 Circuit Length = 2.4332 miles
 Start: 12:30 Flag 12:52 End: 12:53

Printed - 12:58 Sunday, 09 August 2020

2020 Millers Oils Ginetta GT4 SuperCup

ROUND 5 - STATISTICS

Competitors Started 17
Planned Start 2020-08-09 @ 12:10:00.000
Actual Start 2020-08-09 @ 12:30:39.078
Finish Time 2020-08-09 @ 12:52:09.193
Track Length 2.4332mi.
Total Laps 224
Total Distance Covered 545.0568mi.

Session Fastest Lap History

NO	CL	NAME	LAP TIME	TIME OF DAY	LAP	VEHICLE
81	Pro	Tom HIBBERT	1:38.009	12:32:17.105	1	Triple M Motorsport
81	Pro	Tom HIBBERT	1:31.789	12:33:48.895	2	Triple M Motorsport
81	Pro	Tom HIBBERT	1:31.499	12:35:20.393	3	Triple M Motorsport
81	Pro	Tom HIBBERT	1:31.463	12:36:51.856	4	Triple M Motorsport
81	Pro	Tom HIBBERT	1:31.272	12:38:23.129	5	Triple M Motorsport

Session Leader History

NO	CL	NAME	FROM LAP	LAPS LED	DISTANCE	VEHICLE
81	Pro	Tom HIBBERT	1	14	34.06 miles	Triple M Motorsport

Flag History

TYPE	TIME OF DAY
GREEN	12:30:39.078
FINISH	12:52:09.193

Flag Statistics

TYPE	COUNT	TOTAL LAPS	TOTAL TIME
Green	1	14	22:31.614
Red	0	0	0.000
Safety Car	0	0	0.000
FCY	0	0	0.000

2020 Millers Oils Ginetta GT4 SuperCup

ROUND 5 - STATISTICS

CLASS : Pro

10 Starters

Fastest Lap History

NO	NAME	LAP TIME	TIME OF DAY	LAP	VEHICLE
81	Tom HIBBERT	1:38.009	12:32:17.105	1	Triple M Motorsport
81	Tom HIBBERT	1:31.789	12:33:48.895	2	Triple M Motorsport
81	Tom HIBBERT	1:31.499	12:35:20.393	3	Triple M Motorsport
81	Tom HIBBERT	1:31.463	12:36:51.856	4	Triple M Motorsport
81	Tom HIBBERT	1:31.272	12:38:23.129	5	Triple M Motorsport

Leader History

NO	NAME	FROM LAP	LAPS LED	DISTANCE	VEHICLE
81	Tom HIBBERT	1	14	34.06 miles	Triple M Motorsport

2020 Millers Oils Ginetta GT4 SuperCup

ROUND 5 - STATISTICS

CLASS : ProAm

3 Starters

Fastest Lap History

NO	NAME	LAP TIME	TIME OF DAY	LAP	VEHICLE
11	Chris SALKELD	1:42.951	12:32:22.048	1	Assetto Motorsport
11	Chris SALKELD	1:33.801	12:33:55.850	2	Assetto Motorsport
78	Colin WHITE	1:33.521	12:33:56.315	2	CWS Motorsport
27	Tom EMSON	1:33.354	12:33:56.699	2	Elite Motorsport
11	Chris SALKELD	1:33.315	12:38:36.792	5	Assetto Motorsport
78	Colin WHITE	1:32.898	12:38:37.144	5	CWS Motorsport
11	Chris SALKELD	1:32.759	12:40:09.551	6	Assetto Motorsport
11	Chris SALKELD	1:32.728	12:41:42.278	7	Assetto Motorsport
78	Colin WHITE	1:32.543	12:41:42.530	7	CWS Motorsport

Leader History

NO	NAME	FROM LAP	LAPS LED	DISTANCE	VEHICLE
11	Chris SALKELD	1	8	19.46 miles	Assetto Motorsport
78	Colin WHITE	9	4	9.73 miles	CWS Motorsport
27	Tom EMSON	13	2	4.86 miles	Elite Motorsport

Weather / Track : Bright / Dry

Results can be found at www.tsl-timing.com

Page 3 of 4

Brands Hatch GP
Circuit Length = 2.4332 miles
Start: 12:30 Flag 12:52 End: 12:53

Printed - 12:58 Sunday, 09 August 2020

2020 Millers Oils Ginetta GT4 SuperCup

ROUND 5 - STATISTICS

CLASS : Am

4 Starters


Fastest Lap History

NO	NAME	LAP TIME	TIME OF DAY	LAP	VEHICLE
40	Nick HALSTEAD	1:44.895	12:32:23.989	1	Fox Motorsport
40	Nick HALSTEAD	1:34.386	12:33:58.374	2	Fox Motorsport
40	Nick HALSTEAD	1:33.625	12:35:32.000	3	Fox Motorsport
40	Nick HALSTEAD	1:33.450	12:40:12.938	6	Fox Motorsport
95	Stewart LINES	1:33.324	12:49:41.634	12	Maximum Motorsport

Leader History

NO	NAME	FROM LAP	LAPS LED	DISTANCE	VEHICLE
40	Nick HALSTEAD	1	14	34.06 miles	Fox Motorsport

2020 Millers Oils Ginetta GT4 SuperCup
ROUND 6 - GRID (30 minutes / 14 Laps)

ROW 9	17	95 Stewart LINES	16	19 Carl GARNETT
ROW 8	15	40 Nick HALSTEAD	14	10 Lee GOLDSMITH
ROW 7	13	27 Tom EMSON	12	78 Colin WHITE
ROW 6	11	11 Chris SALKELD	10	32 Charlie LADELL
ROW 5	9	12 Reece SOMERFIELD	8	44 Fin GREEN
ROW 4	7	20 James BLAKE-BALDWIN	6	99 Joe MARSHALL-BIRKS
ROW 3	5	92 Jamie FALVEY	4	81 Tom HIBBERT
ROW 2	3	57 Gus BURTON	2	14 Will BURNS
ROW 1	1	54 Adam SMALLEY		
Pole				
				

Brands Hatch GP
 Circuit Length = 2.4332 miles

These results are provisional until the conclusion of any judicial and technical matters.

Clerk Of Course :	Steward :	Timekeeper :

Results can be found at www.tsl-timing.com

Printed - 13:12 Sunday, 09 August 2020



2020 Millers Oils Ginetta GT4 SuperCup

ROUND 6 - CLASSIFICATION

POS	NO	CL	PIC NAME	NAT	ENTRY	LAPS	TIME	GAP	DIFF	MPH	BEST	ON
1	54	Pro	1 Adam SMALLEY	GBR	Elite Motorsport	10	19:05.304			76.48	1:31.977	8
2	57	Pro	2 Gus BURTON	GBR	Century Motorsport	10	19:08.132	2.828	2.828	76.29	1:31.803	8
3	81	Pro	3 Tom HIBBERT	GBR	Triple M Motorsport	10	19:08.362	3.058	0.230	76.28	1:31.981	8
4	14	Pro	4 Will BURNS	GBR	Rob Boston Racing	10	19:08.498	3.194	0.136	76.27	1:31.775	7
5	99	Pro	5 Joe MARSHALL-BIRKS	GBR	Rob Boston Racing	10	19:09.523	4.219	1.025	76.20	1:32.231	9
6	20	Pro	6 James BLAKE-BALDWIN	GBR	AK Motorsport	10	19:13.764	8.460	4.241	75.92	1:33.217	9
7	92	Pro	7 Jamie FALVEY	GBR	Motion Capital Racing	10	19:14.583	9.279	0.819	75.87	1:32.639	10
8	11	ProAm	1 Chris SALKELD	GBR	Assetto Motorsport	10	19:18.191	12.887	3.608	75.63	1:33.341	8
9	27	ProAm	2 Tom EMSON	GBR	Elite Motorsport	10	19:18.424	13.120	0.233	75.61	1:33.403	8
10	78	ProAm	3 Colin WHITE	GBR	CWS Motorsport	10	19:22.144	16.840	3.720	75.37	1:33.323	9
11	95	Am	1 Stewart LINES	GBR	Maximum Motorsport	10	19:27.943	22.639	5.799	75.00	1:35.242	10
12	12	Pro	8 Reece SOMERFIELD	GBR	Privateer	10	19:44.930	39.626	16.987	73.92	1:38.474	8
13	40	Am	2 Nick HALSTEAD	GBR	Fox Motorsport	9	20:11.816	1 Lap	1 Lap	65.05	1:36.892	9

NOT CLASSIFIED

DNF	32	Pro	Charlie LADELL	GBR	Rob Boston Racing	10	19:09.161	3.857	0.000	76.22	1:32.496	10
DNF	44	Pro	Fin GREEN	GBR	Rob Boston Racing	8	16:09.665	2 Laps	2 Laps	72.27	1:33.974	7
DNF	19	Am	Carl GARNETT	GBR	AK Motorsport	0						

FASTEST LAP

14	Pro	Will BURNS	GBR	Rob Boston Racing	7	1:31.775	95.44 mph	153.61 kph
78	ProAm	Colin WHITE	GBR	CWS Motorsport	9	1:33.323	93.86 mph	151.06 kph
95	Am	Stewart LINES	GBR	Maximum Motorsport	10	1:35.242	91.97 mph	148.01 kph

Weather / Track : Bright / Dry

These results are provisional until the conclusion of any judicial and technical matters.

Brands Hatch GP

Circuit Length = 2.4332 miles

Start: 16:57 Flag 17:16 End: 17:20

Clerk Of Course :	Steward :	Timekeeper :
-------------------	-----------	--------------

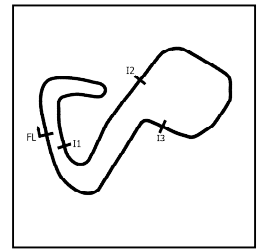
Results can be found at www.tsl-timing.com

Printed - 17:21 Sunday, 09 August 2020



2020 Millers Oils Ginetta GT4 SuperCup

ROUND 6 - SECTOR ANALYSIS



SECTOR 1 = FL to I1, SECTOR 2 = I1 to I2 SECTOR 3 = I2 to I3, SECTOR 4 = I3 to FL, DIFF = Difference To Personal Best Lap, P = Crossed Finish Line in Pit Lane, D = Time Disallowed

P1 54 Pro Adam SMALLEY		Elite Motorsport										
IDEAL LAP TIME : 1:31.690		BEST LAP TIME : 1:31.977				DIFFERENCE : 0.287						
LAP	SECTOR 1	SECTOR 2		SECTOR 3		SECTOR 4		LAP TIME	MPH	DIFF	TIME OF DAY	
1 -		103.0	17.466	125.2	23.488	97.1	26.224	81.5	1:42.623	85.35	10.646	16:59:09.449
2 -	38.708	55.9	29.899	70.2	38.415	51.3	38.593	67.5	2:25.615	60.15	53.638	17:01:35.064
3 -	49.255	58.7	27.012	70.5	36.245	62.6	35.005	67.1	2:27.517	59.38	55.540	17:04:02.581
4 -	49.403	65.0	26.613	71.8	36.259	62.6	35.050	72.3	2:27.325	59.45	55.348	17:06:29.906
5 -	44.813	63.4	26.561	69.9	39.761	51.8	29.219	121.3	2:20.354	62.41	48.377	17:08:50.260
6 -	29.570	103.7	17.274	126.3	23.180	99.2	22.111	123.1	1:32.135 (3)	95.07	0.158	17:10:22.395
7 -	29.451	104.2	17.316	126.3	23.225	99.2	22.051	123.3	1:32.043 (2)	95.17	0.066	17:11:54.438
8 -	29.216	103.8	17.343	126.3	23.398	99.5	22.020	123.8	1:31.977 (1)	95.23		17:13:26.415
9 -	29.264	104.3	17.355	126.8	24.354	94.7	22.286	123.3	1:33.259	93.93	1.282	17:14:59.674
10 -	29.754	104.3	17.290	125.9	23.339	97.9	22.073	123.5	1:32.456	94.74	0.479	17:16:32.130

P2 57 Pro Gus BURTON		Century Motorsport										
IDEAL LAP TIME : 1:31.683		BEST LAP TIME : 1:31.803				DIFFERENCE : 0.120						
LAP	SECTOR 1	SECTOR 2		SECTOR 3		SECTOR 4		LAP TIME	MPH	DIFF	TIME OF DAY	
1 -		104.0	17.487	127.0	23.645	94.9	26.894	81.8	1:44.107	84.14	12.304	16:59:10.933
2 -	39.657	52.7	29.593	68.6	38.059	46.4	38.401	67.1	2:25.710	60.11	53.907	17:01:36.643
3 -	49.907	54.7	26.340	73.0	36.346	58.9	34.767	70.2	2:27.360	59.44	55.557	17:04:04.003
4 -	49.874	60.1	26.182	77.4	36.473	54.2	35.341	65.4	2:27.870	59.24	56.067	17:06:31.873
5 -	44.721	57.8	26.079	77.3	39.376	47.9	29.115	122.2	2:19.291	62.88	47.488	17:08:51.164
6 -	29.658	104.8	17.346	127.3	23.442	94.3	22.157	123.8	1:32.603 (3)	94.59	0.800	17:10:23.767
7 -	29.317	104.6	17.247	127.3	23.253	94.5	22.335	123.3	1:32.152 (2)	95.05	0.349	17:11:55.919
8 -	29.103	104.5	17.200	126.8	23.373	95.7	22.127	123.8	1:31.803 (1)	95.42		17:13:27.722
9 -	29.235	104.8	17.209	127.3	23.660	90.5	22.524	123.8	1:32.628	94.57	0.825	17:15:00.350
10 -	30.049	103.0	17.835	125.2	24.315	96.0	22.409	122.6	1:34.608	92.59	2.805	17:16:34.958

P3 81 Pro Tom HIBBERT		Triple M Motorsport										
IDEAL LAP TIME : 1:31.786		BEST LAP TIME : 1:31.981				DIFFERENCE : 0.195						
LAP	SECTOR 1	SECTOR 2		SECTOR 3		SECTOR 4		LAP TIME	MPH	DIFF	TIME OF DAY	
1 -		103.7	17.420	126.3	23.745	91.3	27.000	82.5	1:44.832	83.56	12.851	16:59:11.658
2 -	39.988	49.1	29.412	68.4	37.869	44.9	38.512	73.2	2:25.781	60.08	53.800	17:01:37.439
3 -	50.006	52.0	26.659	80.0	36.255	56.8	34.614	71.7	2:27.534	59.37	55.553	17:04:04.973
4 -	50.402	55.3	26.402	67.1	35.590	50.1	35.854	70.7	2:28.248	59.08	56.267	17:06:33.221
5 -	44.429	53.0	26.158	78.5	39.259	49.9	28.471	123.8	2:18.317	63.33	46.336	17:08:51.538
6 -	29.762	104.6	17.319	128.0	23.560	97.5	22.098	124.9	1:32.739	94.45	0.758	17:10:24.277
7 -	29.493	104.8	17.205	128.3	23.427	94.5	22.138	124.9	1:32.263 (3)	94.94	0.282	17:11:56.540
8 -	29.250	105.6	17.229	127.8	23.522	97.2	21.980	125.4	1:31.981 (1)	95.23		17:13:28.521
9 -	29.228	105.3	17.151	128.3	23.568	93.9	22.233	124.7	1:32.180 (2)	95.02	0.199	17:15:00.701
10 -	29.778	104.8	17.736	128.0	24.587	95.1	22.386	126.1	1:34.487	92.70	2.506	17:16:35.188

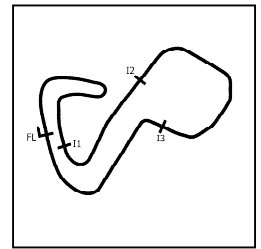
P4 14 Pro Will BURNS		Rob Boston Racing										
IDEAL LAP TIME : 1:31.479		BEST LAP TIME : 1:31.775				DIFFERENCE : 0.296						
LAP	SECTOR 1	SECTOR 2		SECTOR 3		SECTOR 4		LAP TIME	MPH	DIFF	TIME OF DAY	
1 -		103.4	17.451	126.6	23.602	96.0	26.332	81.8	1:43.172	84.90	11.397	16:59:09.998
2 -	39.268	50.2	29.808	67.1	38.112	54.6	38.532	68.3	2:25.720	60.11	53.945	17:01:35.718
3 -	49.963	51.3	26.554	69.0	36.039	64.4	34.918	72.9	2:27.474	59.39	55.699	17:04:03.192
4 -	49.666	58.9	26.605	63.4	36.280	56.5	34.913	72.7	2:27.464	59.40	55.689	17:06:30.656
5 -	45.067	59.0	26.355	72.3	39.396	51.7	29.249	122.2	2:20.067	62.54	48.292	17:08:50.723
6 -	29.496	104.6	17.321	128.0	23.342	101.9	22.155	124.7	1:32.314 (3)	94.89	0.539	17:10:23.037
7 -	29.156	106.1	17.315	128.3	23.330	98.5	21.974	125.6	1:31.775 (1)	95.44		17:11:54.812
8 -	29.162	104.8	17.161	128.8	23.719	99.2	21.832	127.3	1:31.874 (2)	95.34	0.099	17:13:26.686
9 -	29.259	105.1	17.199	128.8	24.531	95.0	22.191	126.1	1:33.180	94.00	1.405	17:14:59.866
10 -	30.896	105.0	17.823	127.3	24.322	87.8	22.417	125.4	1:35.458	91.76	3.683	17:16:35.324

Weather / Track : Bright / Dry

Brands Hatch GP
Circuit Length = 2.4332 miles
Start: 16:57 Flag 17:16 End: 17:20

2020 Millers Oils Ginetta GT4 SuperCup

ROUND 6 - SECTOR ANALYSIS



SECTOR 1 = FL to I1, SECTOR 2 = I1 to I2, SECTOR 3 = I2 to I3, SECTOR 4 = I3 to FL, DIFF = Difference To Personal Best Lap, P = Crossed Finish Line in Pit Lane, D = Time Disallowed

P5		99 Pro		Joe MARSHALL-BIRKS				Rob Boston Racing				
IDEAL LAP TIME : 1:32.008		BEST LAP TIME : 1:32.231				DIFFERENCE : 0.223						
LAP	SECTOR 1	SECTOR 2	SECTOR 3	SECTOR 4	LAP TIME	MPH	DIFF	TIME OF DAY				
1 -		101.9	17.685	127.5	24.482	91.4	27.557	63.9	1:47.668	81.35	15.437	16:59:14.494
2 -	39.422	51.7	29.742	84.6	37.450	53.3	39.046	68.3	2:25.660	60.13	53.429	17:01:40.154
3 -	49.349	53.7	26.911	77.6	36.250	64.1	34.926	69.3	2:27.436	59.41	55.205	17:04:07.590
4 -	50.500	55.8	26.367	74.3	34.554	53.7	36.393	68.8	2:27.814	59.26	55.583	17:06:35.404
5 -	44.567	51.1	25.911	76.3	38.590	44.6	28.121	123.1	2:17.189	63.85	44.958	17:08:52.593
6 -	29.919	103.5	17.388	128.0	23.850	97.9	23.168	122.0	1:34.325	92.86	2.094	17:10:26.918
7 -	29.472	103.8	17.350	127.3	23.514	97.1	22.209	124.0	1:32.545	94.65	0.314	17:11:59.463
8 -	29.407	104.5	17.422	127.0	23.425	93.0	21.989	124.9	1:32.243 (2)	94.96	0.012	17:13:31.706
9 -	29.413	104.6	17.260	127.8	23.352	96.5	22.206	124.9	1:32.231 (1)	94.97		17:15:03.937
10 -	29.576	104.5	17.298	128.0	23.381	96.4	22.157	124.7	1:32.412 (3)	94.79	0.181	17:16:36.349

P6		20 Pro		James BLAKE-BALDWIN				AK Motorsport				
IDEAL LAP TIME : 1:33.115		BEST LAP TIME : 1:33.217				DIFFERENCE : 0.102						
LAP	SECTOR 1	SECTOR 2	SECTOR 3	SECTOR 4	LAP TIME	MPH	DIFF	TIME OF DAY				
1 -		102.7	17.521	129.3	24.494	94.6	27.086	67.0	1:46.972	81.88	13.755	16:59:13.798
2 -	39.317	51.8	29.479	74.4	37.842	55.7	38.909	66.7	2:25.547	60.18	52.330	17:01:39.345
3 -	49.281	53.0	27.105	77.5	36.099	59.8	35.071	71.6	2:27.556	59.36	54.339	17:04:06.901
4 -	50.101	56.5	26.273	58.6	35.260	51.6	36.131	68.4	2:27.765	59.28	54.548	17:06:34.666
5 -	44.709	47.3	26.009	68.6	38.610	46.0	28.092	124.0	2:17.420	63.74	44.203	17:08:52.086
6 -	30.025	103.4	17.541	128.0	23.938	99.4	23.358	121.7	1:34.862	92.34	1.645	17:10:26.948
7 -	30.212	102.4	17.444	127.5	23.801	96.6	22.359	122.9	1:33.816	93.37	0.599	17:12:00.764
8 -	29.742	103.4	17.428	127.0	23.843	96.6	22.258	122.9	1:33.271 (2)	93.91	0.054	17:13:34.035
9 -	29.825	103.2	17.362	127.0	23.756	97.6	22.274	123.3	1:33.217 (1)	93.97		17:15:07.252
10 -	29.783	103.0	17.481	126.6	23.819	96.5	22.255	123.3	1:33.338 (3)	93.85	0.121	17:16:40.590

P7		92 Pro		Jamie FALVEY				Motion Capital Racing				
IDEAL LAP TIME : 1:32.570		BEST LAP TIME : 1:32.639				DIFFERENCE : 0.069						
LAP	SECTOR 1	SECTOR 2	SECTOR 3	SECTOR 4	LAP TIME	MPH	DIFF	TIME OF DAY				
1 -		101.9	17.881	129.5	25.712	92.4	28.325	73.1	1:49.322	80.12	16.683	16:59:16.148
2 -	39.274	52.8	29.904	74.8	37.177	53.0	38.980	69.5	2:25.335	60.27	52.696	17:01:41.483
3 -	49.904	51.4	26.903	77.9	36.425	73.7	34.537	66.7	2:27.769	59.28	55.130	17:04:09.252
4 -	50.612	55.1	26.371	83.0	34.145	59.9	36.307	71.6	2:27.435	59.41	54.796	17:06:36.687
5 -	44.787	62.0	26.158	75.8	37.840	43.3	27.913	123.1	2:16.698	64.08	44.059	17:08:53.385
6 -	30.075	103.4	17.588	128.5	24.585	96.1	22.584	123.8	1:34.832	92.37	2.193	17:10:28.217
7 -	29.626	103.8	17.642	128.3	24.041	96.5	22.362	123.1	1:33.671 (3)	93.51	1.032	17:12:01.888
8 -	29.614	104.2	17.550	128.0	23.897	96.5	23.133	122.6	1:34.194	92.99	1.555	17:13:36.082
9 -	29.384	103.8	17.398	126.3	23.653	97.9	22.253	123.8	1:32.688 (2)	94.50	0.049	17:15:08.770
10 -	29.453	103.5	17.320	126.3	23.636	97.9	22.230	123.3	1:32.639 (1)	94.55		17:16:41.409

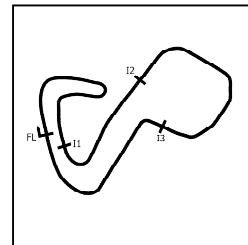
P8		11 ProAm		Chris SALKELD				Assetto Motorsport				
IDEAL LAP TIME : 1:33.095		BEST LAP TIME : 1:33.341				DIFFERENCE : 0.246						
LAP	SECTOR 1	SECTOR 2	SECTOR 3	SECTOR 4	LAP TIME	MPH	DIFF	TIME OF DAY				
1 -		100.7	17.862	126.8	24.675	93.3	29.096	78.5	1:50.405	79.34	17.064	16:59:17.231
2 -	39.248	48.6	29.952	72.6	37.111	50.4	38.748	72.3	2:25.059	60.38	51.718	17:01:42.290
3 -	49.973	54.2	27.237	87.7	36.222	67.5	34.376	73.6	2:27.808	59.26	54.467	17:04:10.098
4 -	51.127	50.8	26.155	75.8	33.780	65.9	36.259	69.6	2:27.321	59.46	53.980	17:06:37.419
5 -	45.177	59.7	25.855	91.0	38.308	42.3	28.384	121.3	2:17.724	63.60	44.383	17:08:55.143
6 -	29.986	102.7	17.456	127.0	24.142	93.5	22.589	123.3	1:34.173 (3)	93.01	0.832	17:10:29.316
7 -	29.881	103.8	17.754	127.8	24.089	96.0	22.496	124.0	1:34.220	92.97	0.879	17:12:03.536
8 -	29.487	103.7	17.420	127.5	23.876	93.0	22.558	124.0	1:33.341 (1)	93.84		17:13:36.877
9 -	29.835	103.2	17.511	128.0	24.020	97.1	22.585	124.2	1:33.951 (2)	93.23	0.610	17:15:10.828
10 -	30.465	103.2	17.536	127.0	23.836	98.8	22.352	123.1	1:34.189	93.00	0.848	17:16:45.017

Weather / Track : Bright / Dry

Brands Hatch GP
Circuit Length = 2.4332 miles
Start: 16:57 Flag 17:16 End: 17:20

2020 Millers Oils Ginetta GT4 SuperCup

ROUND 6 - SECTOR ANALYSIS



SECTOR 1 = FL to I1, SECTOR 2 = I1 to I2, SECTOR 3 = I2 to I3, SECTOR 4 = I3 to FL, DIFF = Difference To Personal Best Lap, P = Crossed Finish Line in Pit Lane, D = Time Disallowed

P9		27 ProAm		Tom EMSON		Elite Motorsport						
IDEAL LAP TIME : 1:33.251		BEST LAP TIME : 1:33.403				DIFFERENCE : 0.152						
LAP	SECTOR 1	SECTOR 2	SECTOR 3	SECTOR 4	LAP TIME	MPH	DIFF	TIME OF DAY				
1 -		93.4	17.810	127.0	24.817	88.4	30.065	82.7	1:51.642	78.46	18.239	16:59:18.468
2 -	38.845	45.2	29.761	78.3	37.103	47.1	38.830	73.8	2:24.539	60.60	51.136	17:01:43.007
3 -	50.194	55.8	27.293	77.9	35.814	62.0	34.616	77.9	2:27.917	59.22	54.514	17:04:10.924
4 -	50.984	52.0	26.387	74.1	33.455	65.7	36.337	70.7	2:27.163	59.52	53.760	17:06:38.087
5 -	45.297	58.6	25.785	89.0	38.000	41.2	28.187	123.1	2:17.269	63.81	43.866	17:08:55.356
6 -	30.082	104.3	17.381	128.0	24.048	90.5	22.655	125.6	1:34.166 (3)	93.02	0.763	17:10:29.522
7 -	29.844	104.8	17.729	127.5	24.183	91.6	22.417	126.1	1:34.173	93.01	0.770	17:12:03.695
8 -	29.638	104.0	17.324	127.0	23.955	92.4	22.486	124.9	1:33.403 (1)	93.78		17:13:37.098
9 -	29.812	103.5	17.446	129.0	24.125	90.6	22.514	126.8	1:33.897 (2)	93.29	0.494	17:15:10.995
10 -	30.486	103.7	17.467	128.0	23.968	95.8	22.334	125.4	1:34.255	92.93	0.852	17:16:45.250

P10		78 ProAm		Colin WHITE		CWS Motorsport						
IDEAL LAP TIME : 1:32.714		BEST LAP TIME : 1:33.323				DIFFERENCE : 0.609						
LAP	SECTOR 1	SECTOR 2	SECTOR 3	SECTOR 4	LAP TIME	MPH	DIFF	TIME OF DAY				
1 -		101.3	17.643	125.6	35.398	74.5	26.107	105.5	2:09.664	67.55	36.341	16:59:36.490
2 -	36.377	96.0	20.165	89.8	35.300	69.5	39.673	69.7	2:11.515	66.60	38.192	17:01:48.005
3 -	50.367	61.0	27.805	89.2	33.459	84.4	35.457	66.1	2:27.088	59.55	53.765	17:04:15.093
4 -	52.183	60.8	26.143	69.5	31.764	82.2	38.676	62.6	2:28.766	58.88	55.443	17:06:43.859
5 -	44.030	57.9	27.263	70.4	34.889	55.4	29.921	120.2	2:16.103	64.36	42.780	17:08:59.962
6 -	30.473	102.4	17.587	127.3	24.169	95.5	22.571	123.5	1:34.800	92.40	1.477	17:10:34.762
7 -	29.312	104.3	17.207	129.3	24.218	94.1	22.958	122.9	1:33.695	93.49	0.372	17:12:08.457
8 -	29.921	104.0	17.276	127.8	24.116	93.7	22.340	124.2	1:33.653 (3)	93.53	0.330	17:13:42.110
9 -	29.709	103.2	17.318	127.3	23.855	92.0	22.441	124.2	1:33.323 (1)	93.86		17:15:15.433
10 -	29.578	103.5	17.269	126.6	23.948	94.3	22.742	124.0	1:33.537 (2)	93.65	0.214	17:16:48.970

P11		95 Am		Stewart LINES		Maximum Motorsport						
IDEAL LAP TIME : 1:34.654		BEST LAP TIME : 1:35.242				DIFFERENCE : 0.588						
LAP	SECTOR 1	SECTOR 2	SECTOR 3	SECTOR 4	LAP TIME	MPH	DIFF	TIME OF DAY				
1 -		100.9	17.827	126.8	24.697	86.0	30.509	73.8	1:53.793	76.98	18.551	16:59:20.619
2 -	39.141	56.1	29.427	91.9	36.674	56.9	39.605	75.3	2:24.847	60.47	49.605	17:01:45.466
3 -	50.270	66.7	27.862	68.6	34.206	73.5	35.243	74.0	2:27.581	59.35	52.339	17:04:13.047
4 -	51.395	50.7	27.242	71.6	31.299	76.0	37.970	66.8	2:27.906	59.22	52.664	17:06:40.953
5 -	45.128	55.1	26.908	64.2	35.770	44.0	28.704	120.9	2:16.510	64.16	41.268	17:08:57.463
6 -	30.872	101.8	17.676	126.6	24.455	95.1	22.990	122.9	1:35.993	91.25	0.751	17:10:33.456
7 -	30.151	102.2	17.488	126.8	24.230	96.1	23.491	122.6	1:35.360 (3)	91.86	0.118	17:12:08.816
8 -	30.302	102.7	17.508	127.3	24.618	94.7	22.839	122.4	1:35.267 (2)	91.95	0.025	17:13:44.083
9 -	30.270	102.7	17.682	126.3	24.633	94.3	22.859	123.5	1:35.444	91.77	0.202	17:15:19.527
10 -	30.187	102.7	17.746	125.4	24.524	95.8	22.785	122.9	1:35.242 (1)	91.97		17:16:54.769

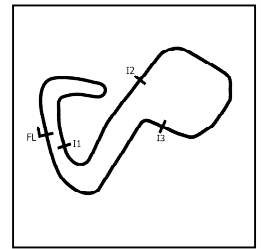
P12		12 Pro		Reece SOMERFIELD		Privateer						
IDEAL LAP TIME : 1:37.573		BEST LAP TIME : 1:38.474				DIFFERENCE : 0.901						
LAP	SECTOR 1	SECTOR 2	SECTOR 3	SECTOR 4	LAP TIME	MPH	DIFF	TIME OF DAY				
1 -		99.4	18.256	118.9	25.350	85.3	30.986	70.0	1:53.175	77.40	14.701	16:59:20.001
2 -	39.226	58.6	29.382	88.8	36.378	52.2	39.553	83.2	2:24.539	60.60	46.065	17:01:44.540
3 -	50.510	67.3	27.890	71.3	33.994	68.8	35.112	78.2	2:27.506	59.38	49.032	17:04:12.046
4 -	51.787	51.0	27.407	71.9	31.117	69.2	37.746	72.7	2:28.057	59.16	49.583	17:06:40.103
5 -	45.463	54.6	27.029	65.2	35.397	43.4	28.879	113.3	2:16.768	64.04	38.294	17:08:56.871
6 -	32.104	95.4	18.542	117.3	25.223	93.3	23.438	114.7	1:39.307	88.20	0.833	17:10:36.178
7 -	31.150	95.5	18.848	115.9	25.685	89.0	23.979	113.9	1:39.662	87.89	1.188	17:12:15.840
8 -	30.848	96.5	18.710	116.1	25.276	90.8	23.640	113.9	1:38.474 (1)	88.95		17:13:54.314
9 -	31.350	95.3	18.812	116.3	25.031	93.3	23.759	114.3	1:38.952 (3)	88.52	0.478	17:15:33.266
10 -	31.199	94.7	18.751	116.1	25.043	93.5	23.497	114.3	1:38.490 (2)	88.94	0.016	17:17:11.756

Weather / Track : Bright / Dry

Brands Hatch GP
Circuit Length = 2.4332 miles
Start: 16:57 Flag 17:16 End: 17:20

2020 Millers Oils Ginetta GT4 SuperCup

ROUND 6 - SECTOR ANALYSIS



SECTOR 1 = FL to I1, SECTOR 2 = I1 to I2 SECTOR 3 = I2 to I3, SECTOR 4 = I3 to FL, DIFF = Difference To Personal Best Lap, P = Crossed Finish Line in Pit Lane, D = Time Disallowed

P13 40 Am		Nick HALSTEAD				Fox Motorsport							
IDEAL LAP TIME : 1:36.667		BEST LAP TIME : 1:36.892				DIFFERENCE : 0.225							
LAP	SECTOR 1	SECTOR 2	SECTOR 3	SECTOR 4	LAP TIME	MPH	DIFF	TIME OF DAY					
1 -		102.7	17.714	125.9	25.284	85.3	28.933	83.6	1:55.289 (3)	75.98	18.397	16:59:22.115	
2 -	38.355	60.6	29.699	89.9	36.377	56.4	40.071	73.5	2:24.502	60.62	47.610	17:01:46.617	
3 -	50.247	64.6	27.499	64.3	34.099	81.3	35.609	72.5	2:27.454	59.40	50.562	17:04:14.071	
4 -	51.427	55.4	26.984	72.3	31.412	83.9	37.991	67.8	2:27.814	59.26	50.922	17:06:41.885	
5 -	44.986	56.7	26.878	66.9	35.539	49.9	29.353	119.6	2:16.756	64.05	39.864	17:08:58.641	
6 -	32.971	77.0	19.387	111.8	27.572	82.5	IN PIT		3:44.273	P	39.05	2:07.381	17:12:42.914
7 -	OUTLAP	102.2	18.002	124.0	26.048	94.7	23.568	120.2	1:41.808	86.04	4.916	17:14:24.722	
8 -	30.308	103.8	17.739	125.2	25.549	93.2	23.432	120.6	1:37.028 (2)	90.28	0.136	17:16:01.750	
9 -	30.364	104.2	17.643	125.4	25.323	96.4	23.562	120.2	1:36.892 (1)	90.40		17:17:38.642	

P14 32 Pro		Charlie LADELL				Rob Boston Racing						
IDEAL LAP TIME : 1:32.451		BEST LAP TIME : 1:32.496				DIFFERENCE : 0.045						
LAP	SECTOR 1	SECTOR 2	SECTOR 3	SECTOR 4	LAP TIME	MPH	DIFF	TIME OF DAY				
1 -		103.7	17.689	126.6	23.686	94.1	27.545	76.1	1:46.351	82.36	13.855	16:59:13.177
2 -	39.222	50.2	29.655	78.0	37.774	53.7	38.950	69.4	2:25.601	60.16	53.105	17:01:38.778
3 -	49.359	51.0	27.111	72.7	35.979	52.0	34.960	69.3	2:27.409	59.42	54.913	17:04:06.187
4 -	50.174	55.7	26.396	67.1	35.322	51.4	36.034	69.1	2:27.926	59.21	55.430	17:06:34.113
5 -	44.589	52.2	26.163	65.3	38.633	49.7	28.220	124.5	2:17.605	63.65	45.109	17:08:51.718
6 -	29.942	104.8	17.487	128.3	23.814	99.4	22.292	124.2	1:33.535	93.65	1.039	17:10:25.253
7 -	29.627	104.2	17.313	128.0	23.810	96.9	22.227	124.2	1:32.977	94.21	0.481	17:11:58.230
8 -	29.408	105.1	17.320	127.3	23.694	96.2	22.152	124.5	1:32.574 (2)	94.62	0.078	17:13:30.804
9 -	29.430	104.5	17.351	127.5	23.702	99.1	22.204	124.5	1:32.687 (3)	94.50	0.191	17:15:03.491
10 -	29.394	104.5	17.265	128.0	23.731	97.8	22.106	124.2	1:32.496 (1)	94.70		17:16:35.987

P15 44 Pro		Fin GREEN				Rob Boston Racing						
IDEAL LAP TIME : 1:33.404		BEST LAP TIME : 1:33.974				DIFFERENCE : 0.570						
LAP	SECTOR 1	SECTOR 2	SECTOR 3	SECTOR 4	LAP TIME	MPH	DIFF	TIME OF DAY				
1 -		102.2	17.804	126.6	24.538	95.1	27.936	69.6	1:48.461	80.76	14.487	16:59:15.287
2 -	39.304	50.0	29.895	82.7	37.207	54.7	39.073	66.9	2:25.479	60.21	51.505	17:01:40.766
3 -	49.666	57.2	26.684	79.2	36.221	65.4	34.962	67.7	2:27.533	59.37	53.559	17:04:08.299
4 -	50.685	56.0	26.227	78.4	34.540	56.3	36.402	72.2	2:27.854	59.24	53.880	17:06:36.153
5 -	44.478	56.5	26.092	80.9	38.303	42.2	27.960	121.7	2:16.833	64.01	42.859	17:08:52.986
6 -	30.294	102.6	17.654	127.5	24.021	95.7	22.504	123.3	1:34.473 (2)	92.72	0.499	17:10:27.459
7 -	30.160	101.9	17.599	126.3	23.657	95.8	22.558	122.6	1:33.974 (1)	93.21		17:12:01.433
8 -	29.825	103.0	17.590	126.6	24.063	87.0	23.580	123.3	1:35.058 (3)	92.15	1.084	17:13:36.491

Weather / Track : Bright / Dry

Brands Hatch GP
Circuit Length = 2.4332 miles
Start: 16:57 Flag 17:16 End: 17:20

2020 Millers Oils Ginetta GT4 SuperCup

ROUND 6 - BEST SPEEDS

POS	INTERMEDIATE 1			INTERMEDIATE 2			INTERMEDIATE 3			FINISH LINE		
	NO	NAME	MPH	NO	NAME	MPH	NO	NAME	MPH	NO	NAME	MPH
1	14	BURNS	106.1	92	FALVEY	129.5	14	BURNS	101.9	14	BURNS	127.3
2	81	HIBBERT	105.6	20	BLAKE-BALDWIN	129.3	54	SMALLEY	99.5	27	EMSON	126.8
3	32	LADELL	105.1	78	WHITE	129.3	20	BLAKE-BALDWIN	99.4	81	HIBBERT	126.1
4	57	BURTON	104.8	27	EMSON	129.0	32	LADELL	99.4	99	MARSHALL-BIRKS	124.9
5	27	EMSON	104.8	14	BURNS	128.8	11	SALKELD	98.8	32	LADELL	124.5
6	99	MARSHALL-BIRKS	104.6	81	HIBBERT	128.3	99	MARSHALL-BIRKS	97.9	11	SALKELD	124.2
7	54	SMALLEY	104.3	32	LADELL	128.3	92	FALVEY	97.9	78	WHITE	124.2
8	78	WHITE	104.3	99	MARSHALL-BIRKS	128.0	81	HIBBERT	97.5	20	BLAKE-BALDWIN	124.0
9	92	FALVEY	104.2	11	SALKELD	128.0	44	GREEN	96.8	54	SMALLEY	123.8
10	40	HALSTEAD	104.2	44	GREEN	127.5	40	HALSTEAD	96.4	57	BURTON	123.8
11	11	SALKELD	103.8	57	BURTON	127.3	95	LINES	96.1	92	FALVEY	123.8
12	20	BLAKE-BALDWIN	103.4	95	LINES	127.3	57	BURTON	96.0	95	LINES	123.5
13	44	GREEN	103.4	54	SMALLEY	126.8	27	EMSON	95.8	44	GREEN	123.3
14	95	LINES	102.7	40	HALSTEAD	125.9	78	WHITE	95.5	40	HALSTEAD	120.6
15	12	SOMERFIELD	99.4	12	SOMERFIELD	118.9	12	SOMERFIELD	93.5	12	SOMERFIELD	114.7
16												

Weather / Track : Bright / Dry

Results can be found at www.tsl-timing.com

Brands Hatch GP
Circuit Length = 2.4332 miles
Start: 16:57 Flag 17:16 End: 17:20

Printed - 17:22 Sunday, 09 August 2020

2020 Millers Oils Ginetta GT4 SuperCup

ROUND 6 - BEST SECTORS

SECTOR 1				SECTOR 2				SECTOR 3				SECTOR 4				IDEAL / BEST COMPARISON		
POS	NO	NAME	TIME	NO	NAME	TIME	NO	NAME	TIME	NO	NAME	TIME	POS	NO	NAME	IDEAL	BEST	DIFF
1	57	BURTON	29.103	81	HIBBERT	17.151	54	SMALLEY	23.180	14	BURNS	21.832	1	14	BURNS	1:31.479	1:31.775	0.296
2	14	BURNS	29.156	14	BURNS	17.161	57	BURTON	23.253	81	HIBBERT	21.980	2	57	BURTON	1:31.683	1:31.803	0.120
3	54	SMALLEY	29.216	57	BURTON	17.200	14	BURNS	23.330	99	MARSHAL	21.989	3	54	SMALLEY	1:31.690	1:31.977	0.287
4	81	HIBBERT	29.228	78	WHITE	17.207	99	MARSHAL	23.352	54	SMALLEY	22.020	4	81	HIBBERT	1:31.786	1:31.981	0.195
5	78	WHITE	29.312	99	MARSHAL	17.260	81	HIBBERT	23.427	32	LADELL	22.106	5	99	MARSHALL-BIRKS	1:32.008	1:32.231	0.223
6	92	FALVEY	29.384	32	LADELL	17.265	92	FALVEY	23.636	57	BURTON	22.127	6	32	LADELL	1:32.451	1:32.496	0.045
7	32	LADELL	29.394	54	SMALLEY	17.274	44	GREEN	23.657	92	FALVEY	22.230	7	92	FALVEY	1:32.570	1:32.639	0.069
8	99	MARSHAL	29.407	92	FALVEY	17.320	32	LADELL	23.686	20	BLAKE-B	22.255	8	78	WHITE	1:32.714	1:33.323	0.609
9	11	SALKELD	29.487	27	EMSON	17.324	20	BLAKE-B	23.756	27	EMSON	22.334	9	11	SALKELD	1:33.095	1:33.341	0.246
10	27	EMSON	29.638	20	BLAKE-B	17.362	11	SALKELD	23.836	78	WHITE	22.340	10	20	BLAKE-BALDWIN	1:33.115	1:33.217	0.102
11	20	BLAKE-B	29.742	11	SALKELD	17.420	78	WHITE	23.855	11	SALKELD	22.352	11	27	EMSON	1:33.251	1:33.403	0.152
12	44	GREEN	29.773	44	GREEN	17.470	27	EMSON	23.955	44	GREEN	22.504	12	44	GREEN	1:33.404	1:33.974	0.570
13	95	LINES	30.151	95	LINES	17.488	95	LINES	24.230	95	LINES	22.785	13	95	LINES	1:34.654	1:35.242	0.588
14	40	HALSTEAD	30.308	40	HALSTEAD	17.643	12	SOMERFI	25.031	40	HALSTEAD	23.432	14	40	HALSTEAD	1:36.667	1:36.892	0.225
15	12	SOMERFI	30.848	12	SOMERFI	18.256	40	HALSTEAD	25.284	12	SOMERFI	23.438	15	12	SOMERFIELD	1:37.573	1:38.474	0.901

PERFECT LAP 1:31.266

Weather / Track : Bright / Dry

Results can be found at www.tsl-timing.com

Brands Hatch GP
 Circuit Length = 2.4332 miles
 Start: 16:57 Flag 17:16 End: 17:20

Printed - 17:22 Sunday, 09 August 2020

2020 Millers Oils Ginetta GT4 SuperCup

ROUND 6 - LAP CHART

LAP 1 @ 16:59:09.449			LAP 2 @ 17:01:35.064			LAP 3 @ 17:04:02.581			LAP 4 @ 17:06:29.906			LAP 5 @ 17:08:50.260		
NO	BEHIND	LAP TIME	NO	BEHIND	LAP TIME	NO	BEHIND	LAP TIME	NO	BEHIND	LAP TIME	NO	BEHIND	LAP TIME
54		1:42.623	54		2:25.615	54		2:27.517	54		2:27.325	54		2:20.354
14	0.549	1:43.172	14	0.654	2:25.720	14	0.611	2:27.474	14	0.750	2:27.464	14	0.463	2:20.067
57	1.484	1:44.107	57	1.579	2:25.710	57	1.422	2:27.360	57	1.967	2:27.870	57	0.904	2:19.291
81	2.209	1:44.832	81	2.375	2:25.781	81	2.392	2:27.534	81	3.315	2:28.248	81	1.278	2:18.317
32	3.728	1:46.351	32	3.714	2:25.601	32	3.606	2:27.409	32	4.207	2:27.926	32	1.458	2:17.605
20	4.349	1:46.972	20	4.281	2:25.547	20	4.320	2:27.556	20	4.760	2:27.765	20	1.826	2:17.420
99	5.045	1:47.668	99	5.090	2:25.660	99	5.009	2:27.436	99	5.498	2:27.814	99	2.333	2:17.189
44	5.838	1:48.461	44	5.702	2:25.479	44	5.718	2:27.533	44	6.247	2:27.854	44	2.726	2:16.833
92	6.699	1:49.322	92	6.419	2:25.335	92	6.671	2:27.769	92	6.781	2:27.435	92	3.125	2:16.698
11	7.782	1:50.405	11	7.226	2:25.059	11	7.517	2:27.808	11	7.513	2:27.321	11	4.883	2:17.724
27	9.019	1:51.642	27	7.943	2:24.539	27	8.343	2:27.917	27	8.181	2:27.163	27	5.096	2:17.269
12	10.552	1:53.175	12	9.476	2:24.539	12	9.465	2:27.506	12	10.197	2:28.057	12	6.611	2:16.768
95	11.170	1:53.793	95	10.402	2:24.847	95	10.466	2:27.581	95	11.047	2:27.906	95	7.203	2:16.510
40	12.666	1:55.289	40	11.553	2:24.502	40	11.490	2:27.454	40	11.979	2:27.814	40	8.381	2:16.756
78	27.041	2:09.664	78	12.941	2:11.515	78	12.512	2:27.088	78	13.953	2:28.766	78	9.702	2:16.103

Weather / Track : Bright / Dry

2020 Millers Oils Ginetta GT4 SuperCup

ROUND 6 - LAP CHART

LAP 6 @ 17:10:22.395			LAP 7 @ 17:11:54.438			LAP 8 @ 17:13:26.415			LAP 9 @ 17:14:59.674			LAP 10 @ 17:16:32.130		
NO	BEHIND	LAP TIME	NO	BEHIND	LAP TIME	NO	BEHIND	LAP TIME	NO	BEHIND	LAP TIME	NO	BEHIND	LAP TIME
54		1:32.135	54		1:32.043	54		1:31.977	54		1:33.259	54		1:32.456
14	0.642	1:32.314	14	0.374	1:31.775	14	0.271	1:31.874	14	0.192	1:33.180	57	2.828	1:34.608
57	1.372	1:32.603	57	1.481	1:32.152	57	1.307	1:31.803	57	0.676	1:32.628	81	3.058	1:34.487
81	1.882	1:32.739	81	2.102	1:32.263	81	2.106	1:31.981	81	1.027	1:32.180	14	3.194	1:35.458
32	2.858	1:33.535	32	3.792	1:32.977	32	4.389	1:32.574	32	3.817	1:32.687	32	3.857	1:32.496
99	4.523	1:34.325	99	5.025	1:32.545	99	5.291	1:32.243	99	4.263	1:32.231	99	4.219	1:32.412
20	4.553	1:34.862	20	6.326	1:33.816	20	7.620	1:33.271	20	7.578	1:33.217	20	8.460	1:33.338
44	5.064	1:34.473	44	6.995	1:33.974	92	9.667	1:34.194	92	9.096	1:32.688	92	9.279	1:32.639
92	5.822	1:34.832	92	7.450	1:33.671	44	10.076	1:35.058	11	11.154	1:33.951	11	12.887	1:34.189
11	6.921	1:34.173	11	9.098	1:34.220	11	10.462	1:33.341	27	11.321	1:33.897	27	13.120	1:34.255
27	7.127	1:34.166	27	9.257	1:34.173	27	10.683	1:33.403	78	15.759	1:33.323	78	16.840	1:33.537
95	11.061	1:35.993	78	14.019	1:33.695	78	15.695	1:33.653	95	19.853	1:35.444	95	22.639	1:35.242
78	12.367	1:34.800	95	14.378	1:35.360	95	17.668	1:35.267	12	33.592	1:38.952	12	39.626	1:38.490
12	13.783	1:39.307	12	21.402	1:39.662	12	27.899	1:38.474	40	1 Lap	1:37.028	40	1 Lap	1:36.892
			40	1 Lap	3:44.273 P	40	1 Lap	1:41.808						

Weather / Track : Bright / Dry

2020 Millers Oils Ginetta GT4 SuperCup

ROUND 6 - POSITION CHART

No	Name	Lap Pos	Lap											
			1	2	3	4	5	6	7	8	9	10		
54	SMALLEY	1	54	54	54	54	54	54	54	54	54	54	54	54
14	BURNS	2	14	14	14	14	14	14	14	14	14	14	14	57
57	BURTON	3	57	57	57	57	57	57	57	57	57	57	57	81
81	HIBBERT	4	81	81	81	81	81	81	81	81	81	81	81	14
92	FALVEY	5	32	32	32	32	32	32	32	32	32	32	32	32
99	MARSHALL-BIRKS	6	20	20	20	20	20	99	99	99	99	99	99	99
20	BLAKE-BALDWIN	7	99	99	99	99	99	20	20	20	20	20	20	20
44	GREEN	8	44	44	44	44	44	44	44	44	92	92	92	92
12	SOMERFIELD	9	92	92	92	92	92	92	92	44	11	11	11	11
32	LADELL	10	11	11	11	11	11	11	11	11	27	27	27	27
11	SALKELD	11	27	27	27	27	27	27	27	27	78	78	78	78
78	WHITE	12	12	12	12	12	12	95	78	78	95	95	95	95
27	EMSON	13	95	95	95	95	95	78	95	95	12	12	12	12
40	HALSTEAD	14	40	40	40	40	40	12	12	12	40	40	40	40
19	GARNETT	15	78	78	78	78	78	40	40	40	40	40	40	40
95	LINES	16												

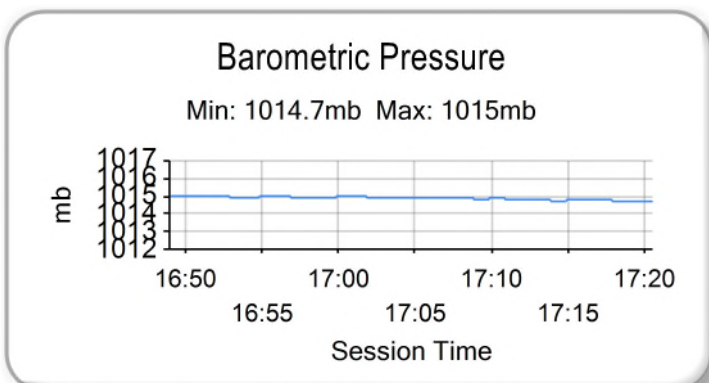
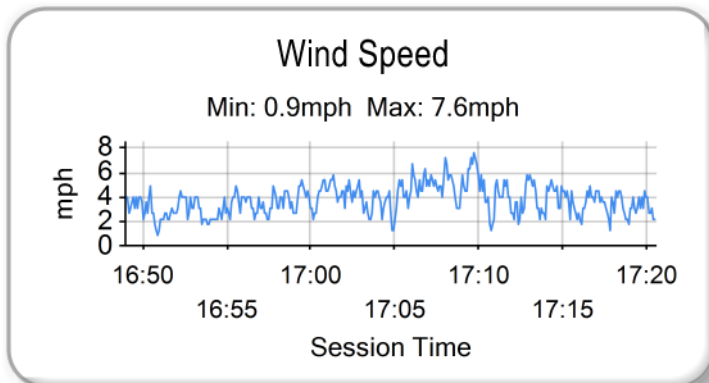
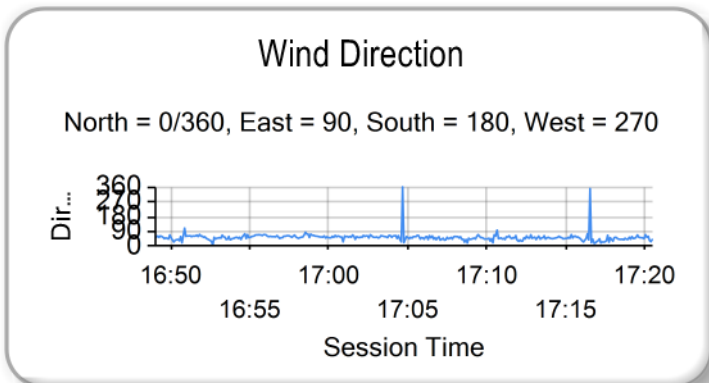
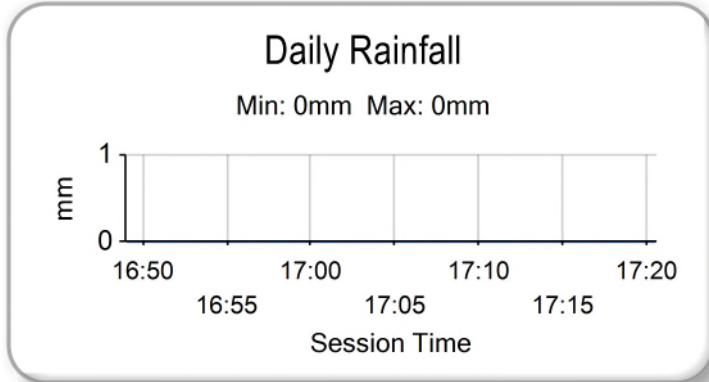
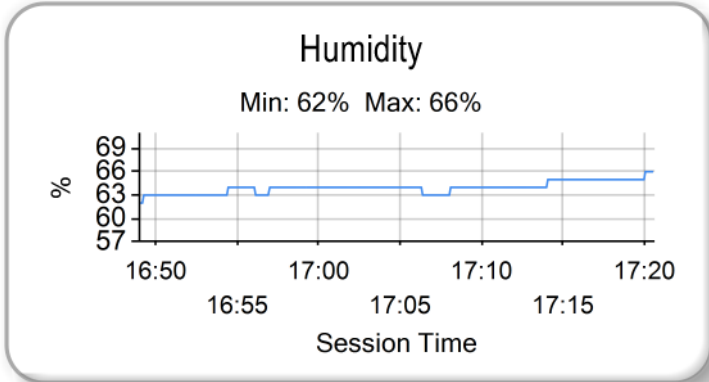
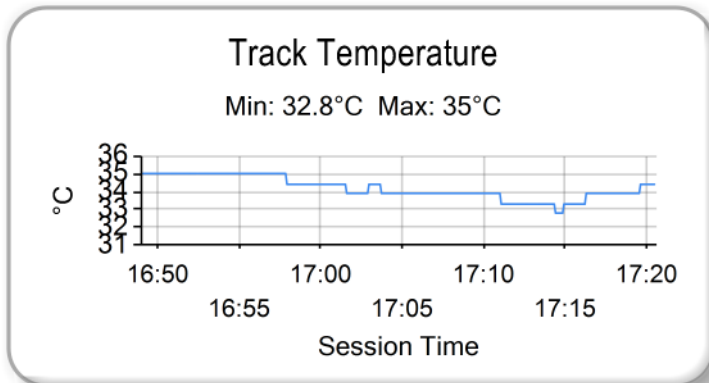
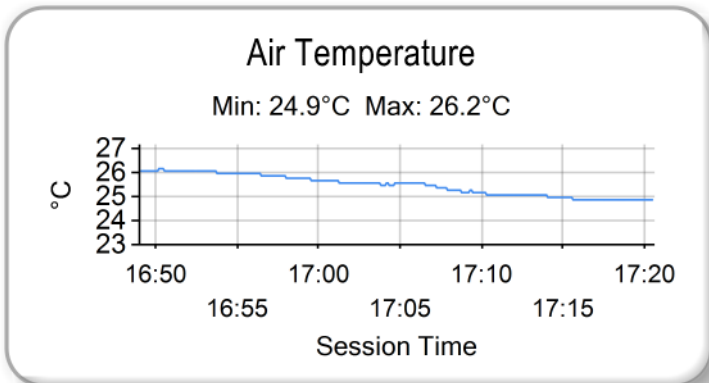
Weather / Track : Bright / Dry

Results can be found at www.tsl-timing.com

Brands Hatch GP
 Circuit Length = 2.4332 miles
 Start: 16:57 Flag 17:16 End: 17:20

Printed - 17:22 Sunday, 09 August 2020

2020 Millers Oils Ginetta GT4 SuperCup
ROUND 6 - WEATHER CONDITIONS



Weather / Track : Bright / Dry

Results can be found at www.tsl-timing.com

Brands Hatch GP
 Circuit Length = 2.4332 miles
 Start: 16:57 Flag 17:16 End: 17:20

Printed - 17:23 Sunday, 09 August 2020

2020 Millers Oils Ginetta GT4 SuperCup

ROUND 6 - STATISTICS

Competitors Started 16
Planned Start 2020-08-09 @ 16:35:00.000
Actual Start 2020-08-09 @ 16:57:26.825
Finish Time 2020-08-09 @ 17:16:32.129
Track Length 2.4332mi.
Total Laps 147
Total Distance Covered 357.6935mi.

Session Fastest Lap History

NO	CL	NAME	LAP TIME	TIME OF DAY	LAP	VEHICLE
54	Pro	Adam SMALLEY	1:42.623	16:59:09.476	1	Elite Motorsport
54	Pro	Adam SMALLEY	1:32.135	17:10:22.413	6	Elite Motorsport
54	Pro	Adam SMALLEY	1:32.043	17:11:54.456	7	Elite Motorsport
14	Pro	Will BURNS	1:31.775	17:11:54.826	7	Rob Boston Racing

Session Leader History

NO	CL	NAME	FROM LAP	LAPS LED	DISTANCE	VEHICLE
54	Pro	Adam SMALLEY	1	10	24.33 miles	Elite Motorsport

Flag History

TYPE	TIME OF DAY
GREEN	16:57:26.825
SAFETY	16:58:33.404
GREEN	17:08:47.129
FINISH	17:16:32.129

Flag Statistics

TYPE	COUNT	TOTAL LAPS	TOTAL TIME
Green	2	6	12:48.827
Red	0	0	0.000
Safety Car	1	4	10:13.725
FCY	0	0	0.000

2020 Millers Oils Ginetta GT4 SuperCup

ROUND 6 - STATISTICS

CLASS : Pro

10 Starters

Fastest Lap History

NO	NAME	LAP TIME	TIME OF DAY	LAP	VEHICLE
54	Adam SMALLEY	1:42.623	16:59:09.476	1	Elite Motorsport
54	Adam SMALLEY	1:32.135	17:10:22.413	6	Elite Motorsport
54	Adam SMALLEY	1:32.043	17:11:54.456	7	Elite Motorsport
14	Will BURNS	1:31.775	17:11:54.826	7	Rob Boston Racing

Leader History

NO	NAME	FROM LAP	LAPS LED	DISTANCE	VEHICLE
54	Adam SMALLEY	1	10	24.33 miles	Elite Motorsport

2020 Millers Oils Ginetta GT4 SuperCup

ROUND 6 - STATISTICS

CLASS : ProAm

3 Starters

Fastest Lap History

NO	NAME	LAP TIME	TIME OF DAY	LAP	VEHICLE
11	Chris SALKELD	1:50.405	16:59:17.264	1	Assetto Motorsport
11	Chris SALKELD	1:34.173	17:10:29.335	6	Assetto Motorsport
27	Tom EMSON	1:34.166	17:10:29.540	6	Elite Motorsport
78	Colin WHITE	1:33.695	17:12:08.474	7	CWS Motorsport
11	Chris SALKELD	1:33.341	17:13:36.895	8	Assetto Motorsport
78	Colin WHITE	1:33.323	17:15:15.450	9	CWS Motorsport

Leader History

NO	NAME	FROM LAP	LAPS LED	DISTANCE	VEHICLE
11	Chris SALKELD	1	10	24.33 miles	Assetto Motorsport

2020 Millers Oils Ginetta GT4 SuperCup

ROUND 6 - STATISTICS

CLASS : Am

3 Starters

Fastest Lap History

NO	NAME	LAP TIME	TIME OF DAY	LAP	VEHICLE
95	Stewart LINES	1:53.793	16:59:20.645	1	Maximum Motorsport
95	Stewart LINES	1:35.993	17:10:33.471	6	Maximum Motorsport
95	Stewart LINES	1:35.360	17:12:08.832	7	Maximum Motorsport
95	Stewart LINES	1:35.267	17:13:44.098	8	Maximum Motorsport
95	Stewart LINES	1:35.242	17:16:54.784	10	Maximum Motorsport

Leader History

NO	NAME	FROM LAP	LAPS LED	DISTANCE	VEHICLE
95	Stewart LINES	1	10	24.33 miles	Maximum Motorsport