



GINETTA **GT5** **CHALLENGE**

Protyre Motorsport Ginetta GT5 Challenge

Rounds 15, 16 & 17

Donington Park GP Circuit

22nd / 23rd September 2018



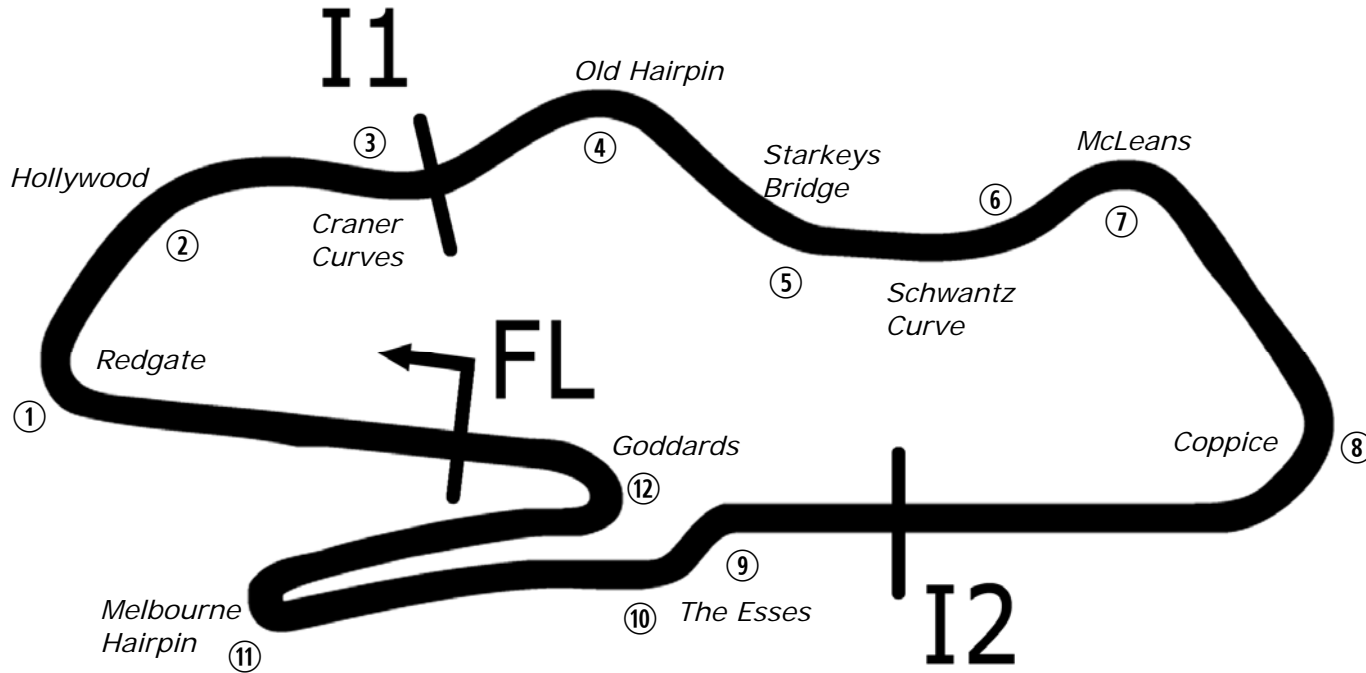
Results Provided by Timing Solutions Ltd
www.tsl-timing.com

Donington Park GP

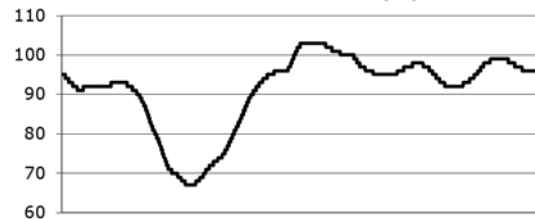


SPORTS TIMING

TIMING SOLUTIONS LTD



Circuit Altitude (m)



Length	2.4873 miles	4003.0 m		
FL		52.82971 N	1.37867 W	
I1	941m	52.83226 N	1.37893 W	
I2	2641m	52.82866 N	1.37129 W	
Pit Entry	3966m	52.82951 N	1.37832 W	
Pit Exit	229m after FL	52.83002 N	1.38218 W	
Pit Entry-Pit Exit 256m, 18.4s @50kph, 15.3s @60kph				

All results available at www.tsl-timing.com

Protyre Motorsport Ginetta GT5 Challenge

QUALIFYING - CLASSIFICATION

POS	NO	CL	PIC NAME	ENTRY	TIME	ON	LAPS	GAP	DIFF	MPH
1	13	Pro	1 James KELLETT	Century Motorsport	1:45.077	8	11			85.21
2	44	Pro	2 Max BIRD	Century Motorsport	1:45.131	11	11	0.054	0.054	85.17
3	48	Pro	3 Gordon MUTCH	Fox Motorsport	1:45.720	11	11	0.643	0.589	84.69
4	12	Pro	4 Morgan QUINN	GBR	1:45.811	11	11	0.734	0.091	84.62
5	41	Pro	5 Ryan HADFIELD	Xentek Motorsport	1:45.885	10	11	0.808	0.074	84.56
6	76	Pro	6 Carlito MIRACCO	Privateer	1:45.959	9	9	0.882	0.074	84.50
7	2	Pro	7 Alex TOTH JONES	Richardson Racing	1:46.010	7	10	0.933	0.051	84.46
8	50	Pro	8 Katie MILNER	Team Merlin	1:46.096	11	11	1.019	0.086	84.39
9	22	Pro	9 Connor O'BRIEN	Optimum Motorsport	1:46.337	8	10	1.260	0.241	84.20
10	55	Pro	10 Matt RAINBOW	Xentek Motorsport	1:46.367	6	7	1.290	0.030	84.18
11	83	Pro	11 Sebastian ARENRAM	Reflex Racing	1:46.387	8	11	1.310	0.020	84.16
12	23	Pro	12 Josh HISLOP	Race Car Consultants	1:46.406	11	11	1.329	0.019	84.15
13	25	Pro	13 Connor GRADY	Privateer	1:46.480	7	11	1.403	0.074	84.09
14	60	Pro	14 Geri NICOSIA	Optimum Motorsport	1:46.569	7	10	1.492	0.089	84.02
15	31	Pro	15 Charlie DIGBY	HHC Motorsport	1:46.643	11	11	1.566	0.074	83.96
16	29	Pro	16 Ashley MARSHALL	Xentek Motorsport	1:46.709	8	11	1.632	0.066	83.91
17	35	Am	1 Lucky KHERA	W2R Motorsport	1:46.828	9	10	1.751	0.119	83.82
18	38	Pro	17 Matt MAXTED	Privateer	1:46.927	8	11	1.850	0.099	83.74
19	24	Pro	18 Will DYRDAL	W2R Motorsport	1:47.088	10	11	2.011	0.161	83.61
20	16	Am	2 Adrian CAMPBELL-SMITH	W2R Motorsport	1:47.103	11	11	2.026	0.015	83.60
21	88	Pro	19 Matt PALMER	Privateer	1:47.150	11	11	2.073	0.047	83.56
22	40	Am	3 Nick HALSTEAD	Fox Motorsport	1:47.630	9	10	2.553	0.480	83.19
23	98	Am	4 Lee FROST	W2R Motorsport	1:47.686	10	10	2.609	0.056	83.15
24	10	Pro	20 Gus BOWERS	HHC Motorsport	1:47.821	11	11	2.744	0.135	83.04
25	11	Am	5 James TOWNSEND	Fox Motorsport	1:48.049	11	11	2.972	0.228	82.87
26	17	Am	6 Wesley PEARCE	Assetto Motosport	1:48.869	7	10	3.792	0.820	82.24
27	33	Am	7 Dale ALBUTT	Privateer	1:49.066	5	10	3.989	0.197	82.10
28	53	Am	8 Matt KONCZOS	Fox Motorsport	1:50.805	9	10	5.728	1.739	80.81
29	58	Am	9 Jonny GREENWOOD	Privateer	1:51.051	10	10	5.974	0.246	80.63
30	51*	Am	10 Axel VAN NEDERVEEN	Mathew Bentley	1:51.072	5	10	5.995	0.021	80.61
31	81	Am	11 Phil MCGARTY	Assetto Motosport	1:51.498	10	10	6.421	0.426	80.31

Car 51 – Please fit a working transponder MSA Q12.2.1

Weather / Track : Cloudy / Dry

These results are provisional until the conclusion of any judicial and technical matters.

Donington Park GP

Circuit Length = 2.4873 miles

Start: 09:11 Flag 09:31 End: 09:33

Clerk Of Course :	Timekeeper :
-------------------	--------------

Results can be found at www.tsl-timing.com

Printed - 09:34 Saturday, 22 September 2018



Protyre Motorsport Ginetta GT5 Challenge

QUALIFYING - BEST SECTORS

SECTOR 1			SECTOR 2			SECTOR 3			IDEAL / BEST COMPARISON						
POS	NO	NAME	TIME	NO	NAME	TIME	NO	NAME	TIME	POS	NO	NAME	IDEAL	BEST	DIFF
													PERFECT LAP	1:44.851	
1	13	KELLETT	23.313	44	BIRD	41.112	13	KELLETT	40.426	1	13	KELLETT	1:44.909	1:45.077	0.168
2	12	QUINN	23.358	13	KELLETT	41.170	44	BIRD	40.539	2	44	BIRD	1:45.048	1:45.131	0.083
3	44	BIRD	23.397	2	TOTH JONES	41.284	48	MUTCH	40.749	3	48	MUTCH	1:45.514	1:45.720	0.206
4	50	MILNER	23.411	48	MUTCH	41.295	12	QUINN	40.868	4	12	QUINN	1:45.662	1:45.811	0.149
5	48	MUTCH	23.470	50	MILNER	41.298	22	O'BRIEN	40.873	5	2	TOTH JONES	1:45.779	1:46.010	0.231
6	2	TOTH JONES	23.491	41	HADFIELD	41.307	76	MIRACCO	40.888	6	41	HADFIELD	1:45.797	1:45.885	0.088
7	29	MARSHALL	23.502	23	HISLOP	41.368	41	HADFIELD	40.890	7	50	MILNER	1:45.884	1:46.096	0.212
8	25	GRADY	23.514	55	RAINBOW	41.413	60	NICOSIA	40.930	8	76	MIRACCO	1:45.959	1:45.959	0.000
9	22	O'BRIEN	23.520	76	MIRACCO	41.416	83	ARENRAM	41.000	9	83	ARENRAM	1:46.237	1:46.387	0.150
10	31	DIGBY	23.529	12	QUINN	41.436	2	TOTH JONES	41.004	10	22	O'BRIEN	1:46.258	1:46.337	0.079
11	35	KHERA	23.549	31	DIGBY	41.490	50	MILNER	41.175	11	25	GRADY	1:46.301	1:46.480	0.179
12	60	NICOSIA	23.561	38	MAXTED	41.503	24	DYRDAL	41.207	12	55	RAINBOW	1:46.317	1:46.367	0.050
13	55	RAINBOW	23.577	88	PALMER	41.557	25	GRADY	41.228	13	60	NICOSIA	1:46.345	1:46.569	0.224
14	41	HADFIELD	23.600	25	GRADY	41.559	29	MARSHALL	41.250	14	23	HISLOP	1:46.406	1:46.406	0.000
15	83	ARENRAM	23.645	98	FROST	41.591	23	HISLOP	41.292	15	29	MARSHALL	1:46.519	1:46.709	0.190
16	76	MIRACCO	23.655	83	ARENRAM	41.592	16	CAMPBELL-SMITH	41.318	16	31	DIGBY	1:46.632	1:46.643	0.011
17	98	FROST	23.655	35	KHERA	41.596	55	RAINBOW	41.327	17	38	MAXTED	1:46.698	1:46.927	0.229
18	38	MAXTED	23.664	29	MARSHALL	41.767	40	HALSTEAD	41.449	18	35	KHERA	1:46.828	1:46.828	0.000
19	11	TOWNSEND	23.716	60	NICOSIA	41.854	38	MAXTED	41.531	19	24	DYRDAL	1:46.885	1:47.088	0.203
20	23	HISLOP	23.746	22	O'BRIEN	41.865	31	DIGBY	41.613	20	88	PALMER	1:47.061	1:47.150	0.089
21	16	CAMPBELL-SMITH	23.780	24	DYRDAL	41.880	10	BOWERS	41.648	21	16	CAMPBELL-SMITH	1:47.100	1:47.103	0.003
22	24	DYRDAL	23.798	16	CAMPBELL-SMITH	42.002	88	PALMER	41.675	22	40	HALSTEAD	1:47.404	1:47.630	0.226
23	10	BOWERS	23.806	40	HALSTEAD	42.141	35	KHERA	41.683	23	98	FROST	1:47.491	1:47.686	0.195
24	40	HALSTEAD	23.814	10	BOWERS	42.215	17	PEARCE	41.734	24	10	BOWERS	1:47.669	1:47.821	0.152
25	33	ALBUTT	23.819	11	TOWNSEND	42.242	11	TOWNSEND	42.091	25	11	TOWNSEND	1:48.049	1:48.049	0.000
26	88	PALMER	23.829	33	ALBUTT	42.289	98	FROST	42.245	26	17	PEARCE	1:48.137	1:48.869	0.732
27	17	PEARCE	23.982	17	PEARCE	42.421	33	ALBUTT	42.605	27	33	ALBUTT	1:48.713	1:49.066	0.353
28	58	GREENWOOD	24.257	53	KONCZOS	43.217	81	MCGARTY	42.831	28	53	KONCZOS	1:50.729	1:50.805	0.076
29	53	KONCZOS	24.274	58	GREENWOOD	43.600	58	GREENWOOD	43.041	29	58	GREENWOOD	1:50.898	1:51.051	0.153
30	81	MCGARTY	24.470	81	MCGARTY	43.814	53	KONCZOS	43.238	30	81	MCGARTY	1:51.115	1:51.498	0.383
31										31	51	VAN NEDERVEEN		1:51.072	

Weather / Track : Cloudy / Dry

Donington Park GP

Circuit Length = 2.4873 miles

Start: 09:11 Flag 09:31 End: 09:33

Results can be found at www.tsl-timing.com

Printed - 09:36 Saturday, 22 September 2018

Protyre Motorsport Ginetta GT5 Challenge

QUALIFYING - BEST SPEEDS

POS	INTERMEDIATE 1			INTERMEDIATE 2			FINISH LINE		
	NO	NAME	MPH	NO	NAME	MPH	NO	NAME	MPH
1	55	RAINBOW	116.9	98	FROST	114.3	11	TOWNSEND	82.6
2	35	KHERA	116.9	12	QUINN	113.9	31	DIGBY	81.8
3	48	MUTCH	116.7	50	MILNER	113.9	12	QUINN	81.4
4	24	DYRDAL	116.7	44	BIRD	113.7	13	KELLETT	81.3
5	13	KELLETT	116.5	35	KHERA	113.5	44	BIRD	81.2
6	50	MILNER	116.5	13	KELLETT	113.1	50	MILNER	81.1
7	22	O'BRIEN	116.1	48	MUTCH	113.1	55	RAINBOW	81.1
8	12	QUINN	115.9	24	DYRDAL	113.1	29	MARSHALL	80.7
9	11	TOWNSEND	115.7	55	RAINBOW	112.9	35	KHERA	80.6
10	25	GRADY	115.5	41	HADFIELD	112.7	22	O'BRIEN	80.5
11	98	FROST	115.5	83	ARENRAM	112.7	38	MAXTED	80.5
12	44	BIRD	115.3	60	NICOSIA	112.7	25	GRADY	80.3
13	41	HADFIELD	115.3	40	HALSTEAD	112.7	2	TOTH JONES	80.2
14	2	TOTH JONES	115.1	29	MARSHALL	112.5	17	PEARCE	80.2
15	83	ARENRAM	115.1	22	O'BRIEN	112.2	48	MUTCH	80.0
16	29	MARSHALL	115.1	25	GRADY	112.2	41	HADFIELD	80.0
17	38	MAXTED	115.1	31	DIGBY	112.0	40	HALSTEAD	80.0
18	40	HALSTEAD	115.1	2	TOTH JONES	111.8	10	BOWERS	79.9
19	60	NICOSIA	114.9	16	CAMPBELL-SMITH	111.8	83	ARENRAM	79.8
20	33	ALBUTT	114.9	11	TOWNSEND	111.8	60	NICOSIA	79.8
21	31	DIGBY	114.7	33	ALBUTT	111.8	76	MIRACCO	79.7
22	10	BOWERS	114.7	76	MIRACCO	111.6	98	FROST	79.7
23	23	HISLOP	114.5	38	MAXTED	111.6	24	DYRDAL	79.5
24	88	PALMER	113.9	10	BOWERS	111.4	16	CAMPBELL-SMITH	79.4
25	76	MIRACCO	113.5	23	HISLOP	111.2	23	HISLOP	79.1
26	17	PEARCE	112.9	88	PALMER	111.1	33	ALBUTT	79.1
27	16	CAMPBELL-SMITH	111.8	17	PEARCE	110.7	58	GREENWOOD	79.0
28	53	KONCZOS	111.6	53	KONCZOS	110.3	88	PALMER	78.8
29	81	MCGARTY	111.6	81	MCGARTY	110.0	81	MCGARTY	78.4
30	58	GREENWOOD	108.5	58	GREENWOOD	109.4	53	KONCZOS	77.0
31									

Weather / Track : Cloudy / Dry

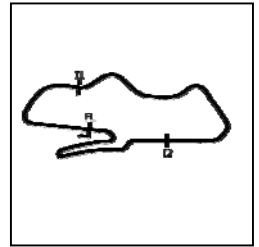
Results can be found at www.tsl-timing.com

Donington Park GP
Circuit Length = 2.4873 miles
Start: 09:11 Flag 09:31 End: 09:33

Printed - 09:36 Saturday, 22 September 2018

Protyre Motorsport Ginetta GT5 Challenge

QUALIFYING - SECTOR ANALYSIS



SECTOR 1 = FL to I1, SECTOR 2 = I1 to I2, SECTOR 3 = I2 to FL, DIFF = Difference To Personal Best Lap, P = Crossed Finish Line in Pit Lane, D = Time Disallowed

P1		13 Pro		James KELLETT			Century Motorsport				
IDEAL LAP TIME : 1:44.909		BEST LAP TIME : 1:45.077			DIFFERENCE : 0.168						
LAP	SECTOR 1		SECTOR 2		SECTOR 3		LAP TIME	MPH	DIFF	TIME OF DAY	
1 -	28.885	91.1	47.558	95.3	44.248	76.4	2:00.691	74.19	15.614	09:14:31.566	
2 -	25.033	110.0	42.590	108.4	42.204	81.0	1:49.827	81.53	4.750	09:16:21.393	
3 -	23.579	115.5	41.536	112.9	40.749	80.5	1:45.864	84.58	0.787	09:18:07.257	
4 -	23.496	115.3	41.487	112.0	40.762	80.5	1:45.745	84.67	0.668	09:19:53.002	
5 -	23.511	114.9	41.665	111.2	40.565	79.7	1:45.741	84.68	0.664	09:21:38.743	
6 -	23.497	115.1	41.440	111.4	40.426	79.7	1:45.363 (3)	84.98	0.286	09:23:24.106	
7 -	25.705	93.5	44.927	112.0	40.829	81.3	1:51.461	80.33	6.384	09:25:15.567	
8 -	23.348	115.7	41.170	112.4	40.559	80.3	1:45.077 (1)	85.21		09:27:00.644	
9 -	23.571	115.3	41.888	104.5	41.370	81.2	1:46.829	83.82	1.752	09:28:47.473	
10 -	23.313	116.5	41.195	113.1	40.610	80.0	1:45.118 (2)	85.18	0.041	09:30:32.591	
11 -	23.488	115.3	43.590	86.2	IN PIT		1:56.954 P	76.56	11.877	09:32:29.545	

P2		44 Pro		Max BIRD			Century Motorsport				
IDEAL LAP TIME : 1:45.048		BEST LAP TIME : 1:45.131			DIFFERENCE : 0.083						
LAP	SECTOR 1		SECTOR 2		SECTOR 3		LAP TIME	MPH	DIFF	TIME OF DAY	
1 -	28.424	90.6	47.439	95.7	44.393	80.1	2:00.256	74.46	15.125	09:14:31.998	
2 -	24.143	108.7	42.467	110.3	41.982	78.5	1:48.592	82.45	3.461	09:16:20.590	
3 -	24.014	111.6	41.806	111.8	41.565	79.9	1:47.385	83.38	2.254	09:18:07.975	
4 -	23.746	113.3	41.336	112.4	41.042	80.5	1:46.124	84.37	0.993	09:19:54.099	
5 -	23.576	113.1	42.159	111.8	42.917	80.5	1:48.652	82.41	3.521	09:21:42.751	
6 -	23.488	115.3	41.294	111.8	40.628	80.1	1:45.410 (3)	84.94	0.279	09:23:28.161	
7 -	23.532	113.7	41.345	111.6	40.844	80.6	1:45.721	84.69	0.590	09:25:13.882	
8 -	23.602	113.5	41.125	111.8	42.950	81.2	1:47.677	83.16	2.546	09:27:01.559	
9 -	23.453	114.9	41.230	113.7	40.539	80.4	1:45.222 (2)	85.10	0.091	09:28:46.781	
10 -	23.687	113.5	41.405	97.1	41.133	80.3	1:46.225	84.29	1.094	09:30:33.006	
11 -	23.397	114.5	41.112	112.7	40.622	80.3	1:45.131 (1)	85.17		09:32:18.137	

P3		48 Pro		Gordon MUTCH			Fox Motorsport				
IDEAL LAP TIME : 1:45.514		BEST LAP TIME : 1:45.720			DIFFERENCE : 0.206						
LAP	SECTOR 1		SECTOR 2		SECTOR 3		LAP TIME	MPH	DIFF	TIME OF DAY	
1 -	26.568	98.1	47.671	106.1	43.613	79.7	1:57.852	75.98	12.132	09:14:06.568	
2 -	24.176	112.4	42.587	110.1	41.688	78.2	1:48.451	82.56	2.731	09:15:55.019	
3 -	23.883	113.9	42.281	110.7	41.129	79.6	1:47.293	83.45	1.573	09:17:42.312	
4 -	23.647	114.5	41.880	111.4	40.866	79.8	1:46.393	84.16	0.673	09:19:28.705	
5 -	23.688	115.1	42.048	110.0	41.066	79.7	1:46.802	83.84	1.082	09:21:15.507	
6 -	23.661	114.3	41.728	112.9	41.692	79.5	1:47.081	83.62	1.361	09:23:02.588	
7 -	23.644	116.7	41.582	112.7	42.087	79.9	1:47.313	83.44	1.593	09:24:49.901	
8 -	23.590	115.3	41.593	112.4	42.088	80.0	1:47.271	83.47	1.551	09:26:37.172	
9 -	23.533	116.1	41.769	111.4	40.752	79.8	1:46.054 (3)	84.43	0.334	09:28:23.226	
10 -	23.693	115.1	41.587	111.6	40.749	79.7	1:46.029 (2)	84.45	0.309	09:30:09.255	
11 -	23.470	115.5	41.295	113.1	40.955	79.4	1:45.720 (1)	84.69		09:31:54.975	

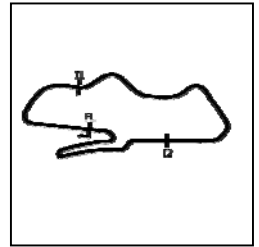
P4		12 Pro		Morgan QUINN			GBR				
IDEAL LAP TIME : 1:45.662		BEST LAP TIME : 1:45.811			DIFFERENCE : 0.149						
LAP	SECTOR 1		SECTOR 2		SECTOR 3		LAP TIME	MPH	DIFF	TIME OF DAY	
1 -	26.624	95.0	46.105	107.5	43.852	79.5	1:56.581	76.80	10.770	09:13:57.296	
2 -	24.435	112.5	44.340	109.4	42.205	80.4	1:50.980	80.68	5.169	09:15:48.276	
3 -	23.924	113.5	42.548	111.4	41.807	80.3	1:48.279	82.69	2.468	09:17:36.555	
4 -	23.782	113.9	42.085	111.8	41.288	79.9	1:47.155	83.56	1.344	09:19:23.710	
5 -	23.673	114.9	42.217	111.4	41.102	80.0	1:46.992 (3)	83.69	1.181	09:21:10.702	
6 -	23.971	113.9	42.021	112.4	44.465	81.2	1:50.457	81.06	4.646	09:23:01.159	
7 -	23.724	113.9	42.649	112.7	43.361	79.5	1:49.734	81.60	3.923	09:24:50.893	
8 -	23.768	114.9	41.818	111.8	41.453	80.9	1:47.039	83.65	1.228	09:26:37.932	
9 -	23.455	115.9	41.987	113.7	41.992	81.4	1:47.434	83.34	1.623	09:28:25.366	
10 -	23.699	114.3	41.526	113.1	40.868	81.1	1:46.093 (2)	84.40	0.282	09:30:11.459	
11 -	23.358	115.9	41.436	113.9	41.017	80.8	1:45.811 (1)	84.62		09:31:57.270	

Weather / Track : Cloudy / Dry

Donington Park GP
Circuit Length = 2.4873 miles
Start: 09:11 Flag 09:31 End: 09:33

Protyre Motorsport Ginetta GT5 Challenge

QUALIFYING - SECTOR ANALYSIS



SECTOR 1 = FL to I1, SECTOR 2 = I1 to I2, SECTOR 3 = I2 to FL, DIFF = Difference To Personal Best Lap, P = Crossed Finish Line in Pit Lane, D = Time Disallowed

P5 41 Pro Ryan HADFIELD								Xentek Motorsport		
IDEAL LAP TIME : 1:45.797		BEST LAP TIME : 1:45.885		DIFFERENCE : 0.088						
LAP	SECTOR 1		SECTOR 2		SECTOR 3		LAP TIME	MPH	DIFF	TIME OF DAY
1 -	26.376	99.2	46.141	104.2	43.337	78.7	1:55.854	77.29	9.969	09:14:03.823
2 -	24.373	113.3	42.819	110.1	41.643	79.6	1:48.835	82.27	2.950	09:15:52.658
3 -	23.913	113.7	42.232	110.5	41.308	79.9	1:47.453	83.33	1.568	09:17:40.111
4 -	23.739	113.9	42.038	110.1	40.890	80.0	1:46.667	83.94	0.782	09:19:26.778
5 -	23.721	113.7	44.875	100.3	41.972	79.3	1:50.568	80.98	4.683	09:21:17.346
6 -	23.715	114.1	41.471	112.0	41.292	79.7	1:46.478	84.09	0.593	09:23:03.824
7 -	23.600	115.3	41.486	112.0	41.385	79.6	1:46.471 (3)	84.10	0.586	09:24:50.295
8 -	23.613	115.1	41.318	112.7	41.127	79.4	1:46.058 (2)	84.42	0.173	09:26:36.353
9 -	23.666	113.7	43.139	111.6	41.561	79.7	1:48.366	82.63	2.481	09:28:24.719
10 -	23.628	114.5	41.307	112.2	40.950	79.3	1:45.885 (1)	84.56		09:30:10.604
11 -	23.633	115.1	41.554	112.2	IN PIT		1:51.499 P	80.30	5.614	09:32:02.103

P6 76 Pro Carlito MIRACCO								Privateer		
IDEAL LAP TIME : 1:45.959		BEST LAP TIME : 1:45.959		DIFFERENCE : 0.000						
LAP	SECTOR 1		SECTOR 2		SECTOR 3		LAP TIME	MPH	DIFF	TIME OF DAY
1 -	27.882	88.6	57.026	105.0	50.984	76.4	2:15.892	65.89	29.933	09:15:07.554
2 -	24.697	100.6	44.984	108.4	42.497	77.1	1:52.178	79.82	6.219	09:16:59.732
3 -	24.187	108.2	43.257	108.7	41.775	76.9	1:49.219	81.98	3.260	09:18:48.951
4 -	23.938	113.5	42.324	110.5	41.635	77.8	1:47.897 (3)	82.99	1.938	09:20:36.848
5 -	23.903	112.2	42.166	110.1	41.360	77.6	1:47.429 (2)	83.35	1.470	09:22:24.277
6 -	23.806	111.8	41.917	110.7	IN PIT		1:51.333 P	80.42	5.374	09:24:15.610
7 -	OUTLAP	99.1	45.917	99.4	45.191	78.1	4:25.411	33.73	2:39.452	09:28:41.021
8 -	23.805	113.3	41.712	110.9	42.943	79.7	1:48.460	82.55	2.501	09:30:29.481
9 -	23.655	113.3	41.416	111.6	40.888	79.0	1:45.959 (1)	84.50		09:32:15.440

P7 2 Pro Alex TOTH JONES								Richardson Racing		
IDEAL LAP TIME : 1:45.779		BEST LAP TIME : 1:46.010		DIFFERENCE : 0.231						
LAP	SECTOR 1		SECTOR 2		SECTOR 3		LAP TIME	MPH	DIFF	TIME OF DAY
1 -	28.357	89.3	47.331	93.3	44.648	79.2	2:00.336	74.41	14.326	09:14:32.633
2 -	24.258	108.2	42.867	109.6	42.302	80.2	1:49.427	81.83	3.417	09:16:22.060
3 -	23.637	114.1	41.812	110.7	41.366	79.7	1:46.815	83.83	0.805	09:18:08.875
4 -	23.620	115.1	41.284	111.8	41.170	79.6	1:46.074 (2)	84.41	0.064	09:19:54.949
5 -	23.670	114.3	42.060	110.7	41.004	79.9	1:46.734 (3)	83.89	0.724	09:21:41.683
6 -	23.612	113.3	47.023	85.2	43.452	80.2	1:54.087	78.48	8.077	09:23:35.770
7 -	23.524	113.7	41.385	111.2	41.101	79.9	1:46.010 (1)	84.46		09:25:21.780
8 -	24.688	110.5	45.471	109.2	IN PIT		1:55.387 P	77.60	9.377	09:27:17.167
9 -	OUTLAP	114.9	41.436	111.8	41.021	79.2	3:16.926	45.47	1:30.916	09:30:34.093
10 -	23.491	115.1	42.687	76.4	45.428	80.0	1:51.606	80.23	5.596	09:32:25.699

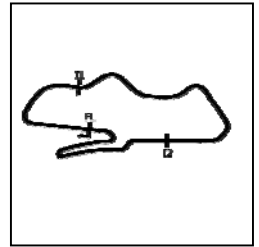
P8 50 Pro Katie MILNER								Team Merlin		
IDEAL LAP TIME : 1:45.884		BEST LAP TIME : 1:46.096		DIFFERENCE : 0.212						
LAP	SECTOR 1		SECTOR 2		SECTOR 3		LAP TIME	MPH	DIFF	TIME OF DAY
1 -	31.847	74.3	59.742	43.9	55.862	79.2	2:27.451	60.72	41.355	09:14:58.069
2 -	24.386	113.9	43.266	110.5	42.665	79.9	1:50.317	81.17	4.221	09:16:48.386
3 -	23.946	115.3	42.312	111.4	41.994	79.3	1:48.252	82.71	2.156	09:18:36.638
4 -	23.779	115.7	42.069	113.9	41.728	80.2	1:47.576	83.23	1.480	09:20:24.214
5 -	23.742	116.5	41.838	113.5	41.917	79.3	1:47.497	83.29	1.401	09:22:11.711
6 -	23.598	115.9	42.205	112.7	45.462	80.7	1:51.265	80.47	5.169	09:24:02.976
7 -	23.647	115.3	41.744	112.0	41.351	80.0	1:46.742	83.88	0.646	09:25:49.718
8 -	23.830	115.7	41.473	111.8	41.198	80.6	1:46.501 (3)	84.07	0.405	09:27:36.219
9 -	23.436	114.7	42.111	111.4	41.536	80.3	1:47.083	83.62	0.987	09:29:23.302
10 -	23.652	115.5	41.298	112.0	41.470	81.1	1:46.420 (2)	84.14	0.324	09:31:09.722
11 -	23.411	116.1	41.510	112.2	41.175	80.2	1:46.096 (1)	84.39		09:32:55.818

Weather / Track : Cloudy / Dry

Donington Park GP
 Circuit Length = 2.4873 miles
 Start: 09:11 Flag 09:31 End: 09:33

Protyre Motorsport Ginetta GT5 Challenge

QUALIFYING - SECTOR ANALYSIS



SECTOR 1 = FL to I1, SECTOR 2 = I1 to I2, SECTOR 3 = I2 to FL, DIFF = Difference To Personal Best Lap, P = Crossed Finish Line in Pit Lane, D = Time Disallowed

P9		22 Pro		Connor O'BRIEN			Optimum Motorsport			
IDEAL LAP TIME : 1:46.258		BEST LAP TIME : 1:46.337			DIFFERENCE : 0.079					
LAP	SECTOR 1	SECTOR 2		SECTOR 3		LAP TIME	MPH	DIFF	TIME OF DAY	
1 -	OUTLAP	80.2	53.310	82.8	47.880	79.6	3:18.819	45.03	1:32.482	09:15:37.625
2 -	24.466	111.8	43.406	110.5	43.451	79.7	1:51.323	80.43	4.986	09:17:28.948
3 -	23.945	116.1	42.570	112.2	41.516	80.0	1:48.031	82.88	1.694	09:19:16.979
4 -	23.838	115.5	42.431	111.6	41.368	79.0	1:47.637	83.19	1.300	09:21:04.616
5 -	23.646	116.1	42.164	106.6	42.939	79.6	1:48.749	82.34	2.412	09:22:53.365
6 -	23.616	115.9	42.366	102.7	46.325	79.3	1:52.307	79.73	5.970	09:24:45.672
7 -	23.616	115.7	42.043	111.2	41.066	80.1	1:46.725 (2)	83.90	0.388	09:26:32.397
8 -	23.599	115.3	41.865	111.4	40.873	80.5	1:46.337 (1)	84.20		09:28:18.734
9 -	23.699	115.9	41.970	110.9	42.209	80.2	1:47.878	83.00	1.541	09:30:06.612
10 -	23.520	116.1	42.238	111.4	41.031	80.0	1:46.789 (3)	83.85	0.452	09:31:53.401

P10		55 Pro		Matt RAINBOW			Xentek Motorsport			
IDEAL LAP TIME : 1:46.317		BEST LAP TIME : 1:46.367			DIFFERENCE : 0.050					
LAP	SECTOR 1	SECTOR 2		SECTOR 3		LAP TIME	MPH	DIFF	TIME OF DAY	
1 -	27.687	90.9	48.565	105.5	46.154	76.5	2:02.406	73.15	16.039	09:14:22.828
2 -	24.528	111.4	43.384	110.3	42.453	79.1	1:50.365	81.13	3.998	09:16:13.193
3 -	23.878	112.5	42.546	111.1	45.693	81.1	1:52.117	79.86	5.750	09:18:05.310
4 -	23.699	115.3	42.314	111.4	42.445	79.7	1:48.458 (2)	82.56	2.091	09:19:53.768
5 -	23.665	113.9	43.572	111.4	42.004	78.9	1:49.241 (3)	81.96	2.874	09:21:43.009
6 -	23.627	116.9	41.413	112.9	41.327	80.1	1:46.367 (1)	84.18		09:23:29.376
7 -	23.604	115.9	44.359	112.0	42.648	80.6	1:50.611	80.95	4.244	09:25:19.987

P11		83 Pro		Sebastian ARENRAM			Reflex Racing			
IDEAL LAP TIME : 1:46.237		BEST LAP TIME : 1:46.387			DIFFERENCE : 0.150					
LAP	SECTOR 1	SECTOR 2		SECTOR 3		LAP TIME	MPH	DIFF	TIME OF DAY	
1 -	26.116	96.1	45.120	107.7	43.176	76.7	1:54.412	78.26	8.025	09:13:54.064
2 -	24.962	107.5	43.722	108.5	42.347	77.8	1:51.031	80.64	4.644	09:15:45.095
3 -	24.111	112.4	42.537	110.5	41.645	78.0	1:48.293	82.68	1.906	09:17:33.388
4 -	24.018	113.5	42.162	110.5	41.509	79.6	1:47.689	83.15	1.302	09:19:21.077
5 -	23.980	114.1	41.959	112.2	41.222	79.0	1:47.161	83.56	0.774	09:21:08.238
6 -	23.727	114.7	41.686	111.4	41.255	79.7	1:46.668	83.94	0.281	09:22:54.906
7 -	23.645	114.5	41.846	112.4	41.093	79.8	1:46.584 (3)	84.01	0.197	09:24:41.490
8 -	23.650	114.9	41.592	112.7	41.145	79.5	1:46.387 (1)	84.16		09:26:27.877
9 -	23.683	113.7	41.856	111.4	41.000	79.2	1:46.539 (2)	84.04	0.152	09:28:14.416
10 -	23.726	114.9	41.674	111.4	41.189	79.7	1:46.589	84.00	0.202	09:30:01.005
11 -	23.658	115.1	41.754	112.4	43.832	79.2	1:49.244	81.96	2.857	09:31:50.249

P12		23 Pro		Josh HISLOP			Race Car Consultants			
IDEAL LAP TIME : 1:46.406		BEST LAP TIME : 1:46.406			DIFFERENCE : 0.000					
LAP	SECTOR 1	SECTOR 2		SECTOR 3		LAP TIME	MPH	DIFF	TIME OF DAY	
1 -	28.090	86.3	47.612	107.7	46.313	75.5	2:02.015	73.38	15.609	09:14:39.083
2 -	25.653	102.4	45.381	107.3	44.247	76.6	1:55.281	77.67	8.875	09:16:34.364
3 -	24.969	110.1	43.669	110.1	45.068	76.7	1:53.706	78.75	7.300	09:18:28.070
4 -	24.847	108.4	44.190	110.9	44.746	75.2	1:53.783	78.69	7.377	09:20:21.853
5 -	24.319	113.9	42.236	110.7	42.506	77.1	1:49.061	82.10	2.655	09:22:10.914
6 -	24.131	114.1	42.235	110.0	42.411	77.3	1:48.777	82.31	2.371	09:23:59.691
7 -	24.000	114.1	41.750	110.1	42.046	77.5	1:47.796 (3)	83.06	1.390	09:25:47.487
8 -	23.868	114.5	41.993	110.1	42.113	77.6	1:47.974	82.93	1.568	09:27:35.461
9 -	23.985	113.7	42.821	110.9	42.140	78.5	1:48.946	82.19	2.540	09:29:24.407
10 -	23.855	114.5	41.570	110.9	41.406	79.1	1:46.831 (2)	83.81	0.425	09:31:11.238
11 -	23.746	114.5	41.368	111.2	41.292	79.0	1:46.406 (1)	84.15		09:32:57.644

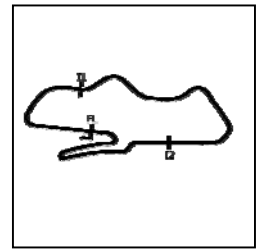
P13		25 Pro		Connor GRADY			Privateer			
IDEAL LAP TIME : 1:46.301		BEST LAP TIME : 1:46.480			DIFFERENCE : 0.179					
LAP	SECTOR 1	SECTOR 2		SECTOR 3		LAP TIME	MPH	DIFF	TIME OF DAY	
1 -	26.565	98.2	47.232	105.8	44.521	77.9	1:58.318	75.68	11.838	09:14:16.259

Weather / Track : Cloudy / Dry

Donington Park GP
Circuit Length = 2.4873 miles
Start: 09:11 Flag 09:31 End: 09:33

Protyre Motorsport Ginetta GT5 Challenge

QUALIFYING - SECTOR ANALYSIS



SECTOR 1 = FL to I1, SECTOR 2 = I1 to I2, SECTOR 3 = I2 to FL, DIFF = Difference To Personal Best Lap, P = Crossed Finish Line in Pit Lane, D = Time Disallowed

Lap	S1	S2	S3	FL	DIFF	MPH	TIME	DIFF	TIME	
2 -	24.292	111.6	43.685	109.8	42.430	78.7	1:50.407	81.10	3.927	09:16:06.666
3 -	24.051	113.1	42.506	110.5	41.984	78.9	1:48.541	82.49	2.061	09:17:55.207
4 -	23.833	114.7	42.042	110.9	41.581	79.1	1:47.456	83.33	0.976	09:19:42.663
5 -	23.766	114.1	41.718	112.2	43.710	79.4	1:49.194	82.00	2.714	09:21:31.857
6 -	23.647	113.7	41.733	111.4	41.327	79.6	1:46.707 (2)	83.91	0.227	09:23:18.564
7 -	23.643	114.5	41.609	111.1	41.228	79.8	1:46.480 (1)	84.09		09:25:05.044
8 -	23.839	113.1	41.916	110.1	41.466	78.8	1:47.221	83.51	0.741	09:26:52.265
9 -	23.711	113.9	42.231	110.1	41.930	80.3	1:47.872	83.01	1.392	09:28:40.137
10 -	23.514	115.5	41.559	112.0	41.693	79.5	1:46.766 (3)	83.86	0.286	09:30:26.903
11 -	24.022	113.5	41.841	111.1	41.425	79.7	1:47.288	83.46	0.808	09:32:14.191

P14 60 Pro		Geri NICOSIA		Optimum Motorsport						
IDEAL LAP TIME : 1:46.345		BEST LAP TIME : 1:46.569		DIFFERENCE : 0.224						
LAP	SECTOR 1	SECTOR 2	SECTOR 3	LAP TIME	MPH	DIFF	TIME OF DAY			
1 -	OUTLAP	80.9	53.356	86.1	48.311	79.5	3:07.563	47.74	1:20.994	09:15:39.278
2 -	24.218	108.7	43.598	109.2	42.578	78.8	1:50.394	81.11	3.825	09:17:29.672
3 -	24.008	113.3	42.302	111.8	41.704	79.2	1:48.014	82.90	1.445	09:19:17.686
4 -	23.744	114.5	42.059	112.2	41.426	79.7	1:47.229	83.50	0.660	09:21:04.915
5 -	23.585	114.1	42.177	106.1	43.862	79.2	1:49.624	81.68	3.055	09:22:54.539
6 -	23.699	114.1	42.877	112.0	45.779	79.7	1:52.355	79.69	5.786	09:24:46.894
7 -	23.593	114.5	41.854	111.8	41.122	79.2	1:46.569 (1)	84.02		09:26:33.463
8 -	23.743	113.3	42.131	111.6	40.930	79.8	1:46.804 (3)	83.84	0.235	09:28:20.267
9 -	23.571	114.7	41.974	111.8	41.559	79.7	1:47.104	83.60	0.535	09:30:07.371
10 -	23.561	114.9	41.857	112.7	41.205	79.7	1:46.623 (2)	83.98	0.054	09:31:53.994

P15 31 Pro		Charlie DIGBY		HHC Motorsport						
IDEAL LAP TIME : 1:46.632		BEST LAP TIME : 1:46.643		DIFFERENCE : 0.011						
LAP	SECTOR 1	SECTOR 2	SECTOR 3	LAP TIME	MPH	DIFF	TIME OF DAY			
1 -	27.504	93.9	47.535	107.2	46.564	79.2	2:01.603	73.63	14.960	09:14:35.409
2 -	24.445	114.3	43.402	111.1	44.460	79.3	1:52.307	79.73	5.664	09:16:27.716
3 -	24.166	113.9	42.810	110.5	42.652	79.9	1:49.628	81.68	2.985	09:18:17.344
4 -	23.862	113.9	42.261	111.2	42.062	79.2	1:48.185	82.76	1.542	09:20:05.529
5 -	23.779	111.6	42.332	110.3	42.425	79.8	1:48.536	82.50	1.893	09:21:54.065
6 -	23.696	114.1	41.747	111.4	42.087	79.6	1:47.530	83.27	0.887	09:23:41.595
7 -	23.662	114.7	41.647	111.6	42.027	80.5	1:47.336	83.42	0.693	09:25:28.931
8 -	23.529	114.3	41.542	112.0	42.163	81.8	1:47.234 (3)	83.50	0.591	09:27:16.165
9 -	23.630	114.3	41.783	111.8	42.280	79.8	1:47.693	83.14	1.050	09:29:03.858
10 -	23.604	114.1	41.499	112.0	41.754	80.4	1:46.857 (2)	83.79	0.214	09:30:50.715
11 -	23.540	114.7	41.490	112.0	41.613	80.4	1:46.643 (1)	83.96		09:32:37.358

P16 29 Pro		Ashley MARSHALL		Xentek Motorsport						
IDEAL LAP TIME : 1:46.519		BEST LAP TIME : 1:46.709		DIFFERENCE : 0.190						
LAP	SECTOR 1	SECTOR 2	SECTOR 3	LAP TIME	MPH	DIFF	TIME OF DAY			
1 -	27.736	85.0	48.252	99.7	44.530	78.0	2:00.518	74.29	13.809	09:14:13.765
2 -	24.470	111.6	43.581	110.3	42.016	79.7	1:50.067	81.35	3.358	09:16:03.832
3 -	23.949	114.3	42.447	112.2	41.547	78.7	1:47.943	82.95	1.234	09:17:51.775
4 -	23.846	114.7	42.263	110.7	41.537	79.0	1:47.646	83.18	0.937	09:19:39.421
5 -	23.701	113.3	42.058	111.4	41.563	78.9	1:47.322	83.43	0.613	09:21:26.743
6 -	23.689	115.1	41.924	111.2	41.252	80.2	1:46.865 (2)	83.79	0.156	09:23:13.608
7 -	24.031	113.5	41.767	111.8	41.420	79.6	1:47.218	83.51	0.509	09:25:00.826
8 -	23.618	114.3	41.841	112.5	41.250	80.5	1:46.709 (1)	83.91		09:26:47.535
9 -	23.502	115.1	44.211	106.5	43.348	80.7	1:51.061	80.62	4.352	09:28:38.596
10 -	23.570	115.1	42.315	111.4	41.777	79.8	1:47.662	83.17	0.953	09:30:26.258
11 -	23.537	114.7	42.089	111.2	41.445	80.2	1:47.071 (3)	83.63	0.362	09:32:13.329

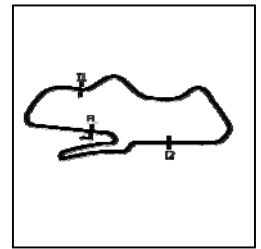
P17 35 Am		Lucky KHERA		W2R Motorsport						
IDEAL LAP TIME : 1:46.828		BEST LAP TIME : 1:46.828		DIFFERENCE : 0.000						
LAP	SECTOR 1	SECTOR 2	SECTOR 3	LAP TIME	MPH	DIFF	TIME OF DAY			
1 -	33.531	72.8	57.147	72.7	51.922	68.8	2:22.600	62.79	35.772	09:15:24.514
2 -	27.652	90.6	49.358	94.6	44.955	78.0	2:01.965	73.41	15.137	09:17:26.479

Weather / Track : Cloudy / Dry

Donington Park GP
Circuit Length = 2.4873 miles
Start: 09:11 Flag 09:31 End: 09:33

Protyre Motorsport Ginetta GT5 Challenge

QUALIFYING - SECTOR ANALYSIS



SECTOR 1 = FL to I1, SECTOR 2 = I1 to I2, SECTOR 3 = I2 to FL, DIFF = Difference To Personal Best Lap, P = Crossed Finish Line in Pit Lane, D = Time Disallowed

3 -	24.602	114.3	44.164	105.8	43.902	79.2	1:52.668	79.47	5.840	09:19:19.147
4 -	24.155	114.5	42.935	111.2	42.689	78.9	1:49.779	81.56	2.951	09:21:08.926
5 -	23.884	115.1	42.163	111.8	45.478	79.0	1:51.525	80.29	4.697	09:23:00.451
6 -	24.087	114.1	42.547	111.1	44.229	77.7	1:50.863	80.77	4.035	09:24:51.314
7 -	23.775	116.1	41.786	113.1	41.984	80.4	1:47.545 (3)	83.26	0.717	09:26:38.859
8 -	23.578	116.3	41.819	113.1	41.745	80.6	1:47.142 (2)	83.57	0.314	09:28:26.001
9 -	23.549	116.9	41.596	113.5	41.683	80.6	1:46.828 (1)	83.82		09:30:12.829
10 -	23.746	114.9	41.964	112.2	IN PIT		1:50.650 P	80.92	3.822	09:32:03.479

P18	38 Pro	Matt MAXTED	Privateer							
IDEAL LAP TIME : 1:46.698		BEST LAP TIME : 1:46.927			DIFFERENCE : 0.229					
LAP	SECTOR 1		SECTOR 2		SECTOR 3		LAP TIME	MPH	DIFF	TIME OF DAY
1 -	28.086	89.3	48.973	102.4	48.001	78.3	2:05.060	71.60	18.133	09:14:34.035
2 -	25.002	106.1	43.526	109.8	45.625	79.3	1:54.153	78.44	7.226	09:16:28.188
3 -	24.364	113.1	42.654	110.1	43.330	79.6	1:50.348	81.14	3.421	09:18:18.536
4 -	24.119	113.3	42.210	110.0	42.316	79.0	1:48.645	82.41	1.718	09:20:07.181
5 -	24.050	114.9	41.951	110.0	42.100	79.7	1:48.101	82.83	1.174	09:21:55.282
6 -	23.849	113.7	41.786	110.3	41.721	79.3	1:47.356	83.40	0.429	09:23:42.638
7 -	23.931	113.7	41.849	111.4	41.858	80.1	1:47.638	83.19	0.711	09:25:30.276
8 -	23.715	114.3	41.563	110.7	41.649	80.1	1:46.927 (1)	83.74		09:27:17.203
9 -	23.777	115.1	41.625	111.4	41.531	79.4	1:46.933 (3)	83.73	0.006	09:29:04.136
10 -	23.788	113.1	41.575	111.6	42.551	80.5	1:47.914	82.97	0.987	09:30:52.050
11 -	23.664	114.9	41.503	110.9	41.765	78.2	1:46.932 (2)	83.73	0.005	09:32:38.982

P19	24 Pro	Will DYRDAL	W2R Motorsport							
IDEAL LAP TIME : 1:46.885		BEST LAP TIME : 1:47.088			DIFFERENCE : 0.203					
LAP	SECTOR 1		SECTOR 2		SECTOR 3		LAP TIME	MPH	DIFF	TIME OF DAY
1 -	26.947	89.1	49.068	104.2	45.046	75.0	2:01.061	73.96	13.973	09:14:42.688
2 -	25.751	101.5	44.333	110.3	43.824	75.9	1:53.908	78.61	6.820	09:16:36.596
3 -	24.512	110.7	44.339	108.9	44.122	78.4	1:52.973	79.26	5.885	09:18:29.569
4 -	24.672	114.7	43.078	112.9	43.118	77.3	1:50.868	80.76	3.780	09:20:20.437
5 -	24.287	114.1	42.526	111.2	45.440	20.8	1:52.253	79.77	5.165	09:22:12.690
6 -	27.532	108.4	42.327	113.1	42.260	79.1	1:52.119	79.86	5.031	09:24:04.809
7 -	24.103	115.5	42.588	111.6	41.717	79.5	1:48.408	82.59	1.320	09:25:53.217
8 -	23.830	115.9	41.934	112.2	41.951	79.2	1:47.715	83.13	0.627	09:27:40.932
9 -	23.827	115.5	41.880	111.8	41.681	78.6	1:47.388 (3)	83.38	0.300	09:29:28.320
10 -	23.841	116.5	41.898	112.0	41.349	78.2	1:47.088 (1)	83.61		09:31:15.408
11 -	23.798	116.7	42.144	112.4	41.207	78.8	1:47.149 (2)	83.57	0.061	09:33:02.557

P20	16 Am	Adrian CAMPBELL-SMITH	W2R Motorsport							
IDEAL LAP TIME : 1:47.100		BEST LAP TIME : 1:47.103			DIFFERENCE : 0.003					
LAP	SECTOR 1		SECTOR 2		SECTOR 3		LAP TIME	MPH	DIFF	TIME OF DAY
1 -	28.069	89.9	47.045	106.5	44.109	76.9	1:59.223	75.10	12.120	09:14:17.933
2 -	25.341	97.1	44.915	106.8	43.367	76.8	1:53.623	78.80	6.520	09:16:11.556
3 -	24.712	105.6	44.303	110.0	42.669	76.7	1:51.684	80.17	4.581	09:18:03.240
4 -	24.559	107.3	43.471	108.7	44.416	78.7	1:52.446	79.63	5.343	09:19:55.686
5 -	24.251	105.5	42.881	111.2	41.894	78.2	1:49.026	82.13	1.923	09:21:44.712
6 -	24.003	110.0	42.430	110.7	41.573	78.5	1:48.006 (3)	82.90	0.903	09:23:32.718
7 -	23.970	110.5	42.376	111.8	41.753	79.3	1:48.099	82.83	0.996	09:25:20.817
8 -	23.887	110.0	42.774	109.1	42.173	79.1	1:48.834	82.27	1.731	09:27:09.651
9 -	23.882	111.8	42.524	110.1	41.682	78.8	1:48.088	82.84	0.985	09:28:57.739
10 -	23.903	111.1	42.290	111.2	41.318	79.0	1:47.511 (2)	83.28	0.408	09:30:45.250
11 -	23.780	111.6	42.002	111.2	41.321	79.4	1:47.103 (1)	83.60		09:32:32.353

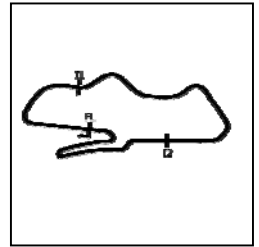
P21	88 Pro	Matt PALMER	Privateer							
IDEAL LAP TIME : 1:47.061		BEST LAP TIME : 1:47.150			DIFFERENCE : 0.089					
LAP	SECTOR 1		SECTOR 2		SECTOR 3		LAP TIME	MPH	DIFF	TIME OF DAY
1 -	29.763	91.4	49.715	97.6	44.665	78.3	2:04.143	72.13	16.993	09:14:45.901
2 -	24.206	110.7	43.142	111.1	42.585	78.8	1:49.933	81.45	2.783	09:16:35.834
3 -	24.607	105.0	42.666	110.7	43.093	78.3	1:50.366	81.13	3.216	09:18:26.200

Weather / Track : Cloudy / Dry

Donington Park GP
Circuit Length = 2.4873 miles
Start: 09:11 Flag 09:31 End: 09:33

Protyre Motorsport Ginetta GT5 Challenge

QUALIFYING - SECTOR ANALYSIS



SECTOR 1 = FL to I1, SECTOR 2 = I1 to I2, SECTOR 3 = I2 to FL, DIFF = Difference To Personal Best Lap, P = Crossed Finish Line in Pit Lane, D = Time Disallowed

4 -	24.089	112.0	42.370	109.6	42.479	78.3	1:48.938	82.19	1.788	09:20:15.138
5 -	23.950	112.7	42.166	109.8	41.862	78.8	1:47.978	82.92	0.828	09:22:03.116
6 -	23.829	113.5	43.183	109.8	42.026	77.7	1:49.038	82.12	1.888	09:23:52.154
7 -	23.989	111.4	42.224	110.7	42.154	78.2	1:48.367	82.63	1.217	09:25:40.521
8 -	23.859	113.7	41.901	110.0	41.992	77.4	1:47.752 (3)	83.10	0.602	09:27:28.273
9 -	23.852	113.7	42.364	109.6	41.944	78.0	1:48.160	82.78	1.010	09:29:16.433
10 -	23.870	113.7	41.910	110.1	41.849	78.3	1:47.629 (2)	83.19	0.479	09:31:04.062
11 -	23.918	113.9	41.557	110.5	41.675	78.3	1:47.150 (1)	83.56		09:32:51.212

P22 40 Am		Nick HALSTEAD		Fox Motorsport						
IDEAL LAP TIME : 1:47.404		BEST LAP TIME : 1:47.630		DIFFERENCE : 0.226						
LAP	SECTOR 1	SECTOR 2	SECTOR 3	LAP TIME	MPH	DIFF	TIME OF DAY			
1 -	28.880	82.2	50.968	103.2	46.274	76.3	2:06.122	70.99	18.492	09:14:09.512
2 -	25.840	100.1	44.285	109.4	43.186	78.8	1:53.311	79.02	5.681	09:16:02.823
3 -	24.165	111.2	42.952	110.0	42.522	79.2	1:49.639	81.67	2.009	09:17:52.462
4 -	23.988	113.1	42.476	112.0	42.118	79.1	1:48.582	82.46	0.952	09:19:41.044
5 -	23.814	111.6	42.789	111.4	41.681	79.2	1:48.284	82.69	0.654	09:21:29.328
6 -	23.847	113.5	42.467	111.4	41.619	78.4	1:47.933 (2)	82.96	0.303	09:23:17.261
7 -	23.932	109.4	43.116	112.7	42.293	79.1	1:49.341	81.89	1.711	09:25:06.602
8 -	23.986	115.1	42.141	111.6	41.893	77.7	1:48.020 (3)	82.89	0.390	09:26:54.622
9 -	23.947	112.2	42.234	111.8	41.449	80.0	1:47.630 (1)	83.19		09:28:42.252
10 -	24.261	104.3	43.059	111.4	IN PIT		1:51.255 P	80.48	3.625	09:30:33.507

P23 98 Am		Lee FROST		W2R Motorsport						
IDEAL LAP TIME : 1:47.491		BEST LAP TIME : 1:47.686		DIFFERENCE : 0.195						
LAP	SECTOR 1	SECTOR 2	SECTOR 3	LAP TIME	MPH	DIFF	TIME OF DAY			
1 -	31.433	81.9	52.776	101.3	50.234	70.6	2:14.443	66.60	26.757	09:15:14.202
2 -	27.263	96.1	47.959	107.7	46.677	76.1	2:01.899	73.45	14.213	09:17:16.101
3 -	25.579	101.8	45.588	109.4	44.753	77.4	1:55.920	77.24	8.234	09:19:12.021
4 -	24.512	108.4	43.665	110.5	43.154	75.8	1:51.331	80.43	3.645	09:21:03.352
5 -	24.188	114.3	42.383	111.4	42.245	78.5	1:48.816	82.28	1.130	09:22:52.168
6 -	23.872	113.5	41.993	111.1	42.298	79.1	1:48.163 (2)	82.78	0.477	09:24:40.331
7 -	23.791	114.1	42.018	111.6	42.675	79.5	1:48.484 (3)	82.54	0.798	09:26:28.815
8 -	23.655	115.5	41.902	112.5	42.938	78.4	1:48.495	82.53	0.809	09:28:17.310
9 -	23.940	114.1	43.098	88.5	43.705	79.7	1:50.743	80.85	3.057	09:30:08.053
10 -	23.688	115.1	41.591	114.3	42.407	79.0	1:47.686 (1)	83.15		09:31:55.739

P24 10 Pro		Gus BOWERS		HHC Motorsport						
IDEAL LAP TIME : 1:47.669		BEST LAP TIME : 1:47.821		DIFFERENCE : 0.152						
LAP	SECTOR 1	SECTOR 2	SECTOR 3	LAP TIME	MPH	DIFF	TIME OF DAY			
1 -	28.460	88.7	49.067	87.4	47.605	77.0	2:05.132	71.56	17.311	09:14:40.491
2 -	25.362	104.0	45.546	107.2	44.011	78.0	1:54.919	77.91	7.098	09:16:35.410
3 -	24.695	109.4	46.213	105.5	45.006	78.6	1:55.914	77.25	8.093	09:18:31.324
4 -	24.327	112.9	43.142	110.1	43.453	78.1	1:50.922	80.72	3.101	09:20:22.246
5 -	24.492	114.3	42.694	110.1	45.703	78.9	1:52.889	79.32	5.068	09:22:15.135
6 -	23.996	113.9	43.040	110.5	43.447	79.7	1:50.483	81.04	2.662	09:24:05.618
7 -	23.982	114.5	42.381	111.4	42.291	79.0	1:48.654	82.41	0.833	09:25:54.272
8 -	23.880	114.5	42.380	111.1	41.777	79.7	1:48.037 (3)	82.88	0.216	09:27:42.309
9 -	23.898	114.3	42.892	110.5	42.443	79.9	1:49.233	81.97	1.412	09:29:31.542
10 -	23.806	114.7	42.427	111.1	41.750	79.1	1:47.983 (2)	82.92	0.162	09:31:19.525
11 -	23.958	114.1	42.215	111.2	41.648	78.6	1:47.821 (1)	83.04		09:33:07.346

P25 11 Am		James TOWNSEND		Fox Motorsport						
IDEAL LAP TIME : 1:48.049		BEST LAP TIME : 1:48.049		DIFFERENCE : 0.000						
LAP	SECTOR 1	SECTOR 2	SECTOR 3	LAP TIME	MPH	DIFF	TIME OF DAY			
1 -	30.677	78.0	53.733	84.6	49.149	73.9	2:13.559	67.04	25.510	09:14:23.624
2 -	25.986	99.5	46.929	108.9	46.419	78.7	1:59.334	75.03	11.285	09:16:22.958
3 -	24.315	109.2	44.182	110.3	43.115	77.9	1:51.612	80.22	3.563	09:18:14.570
4 -	24.258	112.9	43.501	109.8	42.477	77.8	1:50.236	81.22	2.187	09:20:04.806
5 -	24.563	100.7	43.904	96.8	44.727	80.3	1:53.194	79.10	5.145	09:21:58.000

Weather / Track : Cloudy / Dry

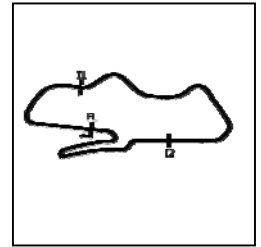
Donington Park GP

Circuit Length = 2.4873 miles

Start: 09:11 Flag 09:31 End: 09:33

Protyre Motorsport Ginetta GT5 Challenge

QUALIFYING - SECTOR ANALYSIS



SECTOR 1 = FL to I1, SECTOR 2 = I1 to I2, SECTOR 3 = I2 to FL, DIFF = Difference To Personal Best Lap, P = Crossed Finish Line in Pit Lane, D = Time Disallowed

6 -	24.103	111.6	43.122	110.1	42.106	77.6	1:49.331	(3)	81.90	1.282	09:23:47.331
7 -	24.024	112.7	42.727	109.2	42.172	77.6	1:48.923	(2)	82.20	0.874	09:25:36.254
8 -	24.316	110.5	44.838	98.1	45.768	79.7	1:54.922		77.91	6.873	09:27:31.176
9 -	23.925	112.7	44.762	105.5	49.217	78.3	1:57.904		75.94	9.855	09:29:29.080
10 -	23.878	115.7	42.783	108.9	45.988	82.6	1:52.649		79.48	4.600	09:31:21.729
11 -	23.716	113.7	42.242	111.8	42.091	77.6	1:48.049	(1)	82.87		09:33:09.778

P26 17 Am Wesley PEARCE		Assetto Motosport	
IDEAL LAP TIME : 1:48.137	BEST LAP TIME : 1:48.869	DIFFERENCE : 0.732	

LAP	SECTOR 1		SECTOR 2		SECTOR 3		LAP TIME	MPH	DIFF	TIME OF DAY	
1 -	30.242	82.9	55.994	52.3	49.978	75.7	2:16.214	65.73	27.345	09:15:26.620	
2 -	26.002	95.3	47.391	105.0	45.316	75.3	1:58.709	75.43	9.840	09:17:25.329	
3 -	25.193	110.1	45.666	80.9	44.656	78.4	1:55.515	77.51	6.646	09:19:20.844	
4 -	24.933	109.2	43.918	105.5	43.338	78.1	1:52.189	79.81	3.320	09:21:13.033	
5 -	24.448	111.4	43.254	108.7	46.058	79.0	1:53.760	78.71	4.891	09:23:06.793	
6 -	24.030	112.9	42.995	109.1	42.653	78.9	1:49.678	81.64	0.809	09:24:56.471	
7 -	24.031	112.5	42.421	109.4	42.417	78.6	1:48.869	(1)	82.24	09:26:45.340	
8 -	23.982	112.0	45.060	105.8	42.796	79.8	1:51.838	80.06	2.969	09:28:37.178	
9 -	23.993	112.4	42.873	108.9	42.730	79.7	1:49.596	(3)	81.70	0.727	09:30:26.774
10 -	24.791	112.2	42.593	110.7	41.734	80.2	1:49.118	(2)	82.06	0.249	09:32:15.892

P27 33 Am Dale ALBUTT		Privateer	
IDEAL LAP TIME : 1:48.713	BEST LAP TIME : 1:49.066	DIFFERENCE : 0.353	

LAP	SECTOR 1		SECTOR 2		SECTOR 3		LAP TIME	MPH	DIFF	TIME OF DAY	
1 -	27.153	96.9	51.264	76.3	55.242	78.1	2:13.659	66.99	24.593	09:15:00.799	
2 -	25.266	104.2	44.815	109.2	44.114	76.7	1:54.195	78.41	5.129	09:16:54.994	
3 -	24.938	107.3	43.742	109.8	43.445	77.6	1:52.125	79.86	3.059	09:18:47.119	
4 -	24.542	110.3	42.778	110.7	43.259	77.5	1:50.579	80.97	1.513	09:20:37.698	
5 -	24.067	110.1	42.394	111.8	42.605	77.4	1:49.066	(1)	82.10	09:22:26.764	
6 -	24.063	110.7	42.394	111.2	43.032	78.1	1:49.489	(3)	81.78	0.423	09:24:16.253
7 -	24.244	94.3	51.236	78.1	46.764	79.0	2:02.244	73.25	13.178	09:26:18.497	
8 -	23.949	113.3	42.825	108.7	42.677	79.1	1:49.451	(2)	81.81	0.385	09:28:07.948
9 -	23.819	112.2	42.721	110.3	43.766	78.3	1:50.306	81.17	1.240	09:29:58.254	
10 -	23.822	114.9	42.289	111.1	43.729	78.8	1:49.840	81.52	0.774	09:31:48.094	

P28 53 Am Matt KONCZOS		Fox Motorsport	
IDEAL LAP TIME : 1:50.729	BEST LAP TIME : 1:50.805	DIFFERENCE : 0.076	

LAP	SECTOR 1		SECTOR 2		SECTOR 3		LAP TIME	MPH	DIFF	TIME OF DAY	
1 -	30.901	75.4	54.081	89.3	50.028	71.8	2:15.010	66.32	24.205	09:14:25.932	
2 -	26.470	98.2	49.676	101.8	47.903	74.4	2:04.049	72.18	13.244	09:16:29.981	
3 -	25.249	107.7	46.069	108.2	46.256	75.8	1:57.574	76.16	6.769	09:18:27.555	
4 -	25.080	109.2	44.056	107.2	45.143	77.0	1:54.279	78.35	3.474	09:20:21.834	
5 -	28.406	95.8	44.375	108.7	44.324	76.0	1:57.105	76.46	6.300	09:22:18.939	
6 -	24.508	110.3	44.839	105.8	47.360	77.0	1:56.707	76.72	5.902	09:24:15.646	
7 -	24.306	111.6	44.236	108.2	43.238	76.8	1:51.780	(3)	80.10	0.975	09:26:07.426
8 -	24.397	109.2	43.678	110.0	43.306	76.7	1:51.381	(2)	80.39	0.576	09:27:58.807
9 -	24.274	111.6	43.217	110.3	43.314	76.0	1:50.805	(1)	80.81	09:29:49.612	
10 -	24.704	108.9	1:05.914	104.6	44.145	76.6	2:14.763	66.44	23.958	09:32:04.375	

P29 58 Am Jonny GREENWOOD		Privateer	
IDEAL LAP TIME : 1:50.898	BEST LAP TIME : 1:51.051	DIFFERENCE : 0.153	

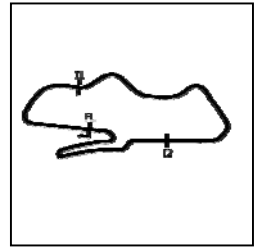
LAP	SECTOR 1		SECTOR 2		SECTOR 3		LAP TIME	MPH	DIFF	TIME OF DAY	
1 -	28.407	88.0	48.216	106.3	47.040	77.7	2:03.663	72.41	12.612	09:14:41.700	
2 -	26.326	100.1	46.639	108.4	44.245	77.1	1:57.210	76.39	6.159	09:16:38.910	
3 -	24.842	101.8	46.117	109.4	43.756	78.5	1:54.715	78.05	3.664	09:18:33.625	
4 -	24.590	106.5	44.204	108.9	47.257	79.0	1:56.051	77.15	5.000	09:20:29.676	
5 -	25.732	99.8	44.943	107.3	48.572	78.8	1:59.247	75.09	8.196	09:22:28.923	
6 -	24.653	106.1	43.788	108.9	43.041	77.4	1:51.482	80.32	0.431	09:24:20.405	
7 -	24.557	106.8	43.876	108.7	43.043	78.9	1:51.476	(3)	80.32	0.425	09:26:11.881
8 -	24.388	107.8	43.731	108.0	43.204	78.3	1:51.323	(2)	80.43	0.272	09:28:03.204

Weather / Track : Cloudy / Dry

Donington Park GP
Circuit Length = 2.4873 miles
Start: 09:11 Flag 09:31 End: 09:33

Protyre Motorsport Ginetta GT5 Challenge

QUALIFYING - SECTOR ANALYSIS



SECTOR 1 = FL to I1, SECTOR 2 = I1 to I2, SECTOR 3 = I2 to FL, DIFF = Difference To Personal Best Lap, P = Crossed Finish Line in Pit Lane, D = Time Disallowed

9 -	24.257	108.5	43.791	109.1	44.707	77.9	1:52.755	79.41	1.704	09:29:55.959
10 -	24.261	107.8	43.600	108.7	43.190	78.1	1:51.051 (1)	80.63		09:31:47.010

P30 51 Am		Axel VAN NEDERVEEN				Mathew Bentley				
IDEAL LAP TIME :		BEST LAP TIME : 1:51.072				DIFFERENCE :				
LAP	SECTOR 1	SECTOR 2		SECTOR 3		LAP TIME	MPH	DIFF	TIME OF DAY	
1 -						2:13.839	66.90	22.767	09:14:39.413	
2 -						2:03.254	72.65	12.182	09:16:42.667	
3 -						1:53.970	78.56	2.898	09:18:36.637	
4 -						1:51.870 (3)	80.04	0.798	09:20:28.507	
5 -						1:51.072 (1)	80.61		09:22:19.579	
6 -						1:53.846	78.65	2.774	09:24:13.425	
7 -						1:51.681 (2)	80.17	0.609	09:26:05.106	
8 -						1:52.213	79.79	1.141	09:27:57.319	
9 -					<i>IN PIT</i>	1:56.750 P	76.69	5.678	09:29:54.069	
10 -						2:55.471	51.03	1:04.399	09:32:49.541	

P31 81 Am		Phil MCGARTY				Assetto Motosport				
IDEAL LAP TIME : 1:51.115		BEST LAP TIME : 1:51.498				DIFFERENCE : 0.383				
LAP	SECTOR 1	SECTOR 2		SECTOR 3		LAP TIME	MPH	DIFF	TIME OF DAY	
1 -	28.511	85.3	53.696	89.0	45.262	77.3	2:07.469	70.24	15.971	09:14:46.894
2 -	24.861	110.1	44.293	108.7	43.709	77.1	1:52.863	79.33	1.365	09:16:39.757
3 -	24.742	110.1	44.767	108.5	43.580	77.6	1:53.089	79.18	1.591	09:18:32.846
4 -	24.627	107.8	44.021	109.2	45.327	77.3	1:53.975	78.56	2.477	09:20:26.821
5 -	25.030	109.6	44.143	110.0	44.406	77.2	1:53.579	78.83	2.081	09:22:20.400
6 -	24.661	111.1	43.940	109.4	44.826	76.1	1:53.427	78.94	1.929	09:24:13.827
7 -	25.324	110.3	44.950	107.8	44.710	77.3	1:54.984	77.87	3.486	09:26:08.811
8 -	24.820	110.5	43.814	109.4	43.325	78.4	1:51.959 (3)	79.97	0.461	09:28:00.770
9 -	24.470	111.6	43.919	109.6	43.135	77.5	1:51.524 (2)	80.29	0.026	09:29:52.294
10 -	24.567	110.1	44.100	108.5	42.831	77.3	1:51.498 (1)	80.31		09:31:43.792

Protyre Motorsport Ginetta GT5 Challenge - Race 1 - Round 15

EVENT RACE 1 - GRID (15 minutes)

ROW 16	31	81	1:51.498 Phil MCGARTY	
ROW 15	29	58	1:51.051 Jonny GREENWOOD	30
ROW 14		27	33	1:49.066 Dale ALBUTT
ROW 14		28	53	1:50.805 Matt KONCZOS
ROW 13	25	11	1:48.049 James TOWNSEND	26
ROW 13		26	17	1:48.869 Wesley PEARCE
ROW 12		23	98	1:47.686 Lee FROST
ROW 12		24	10	1:47.821 Gus BOWERS
ROW 11	21	88	1:47.150 Matt PALMER	22
ROW 11		22	40	1:47.630 Nick HALSTEAD
ROW 10		19	24	1:47.088 Will DYRDAL
ROW 10		20	16	1:47.103 Adrian CAMPBELL-SMITH
ROW 9	17	35	1:46.828 Lucky KHERA	18
ROW 9		18	38	1:46.927 Matt MAXTED
ROW 8		15	31	1:46.643 Charlie DIGBY
ROW 8		16	29	1:46.709 Ashley MARSHALL
ROW 7	13	25	1:46.480 Connor GRADY	14
ROW 7		14	60	1:46.569 Geri NICOSIA
ROW 6		11	83	1:46.387 Sebastian ARENRAM
ROW 6		12	23	1:46.406 Josh HISLOP
ROW 5	9	22	1:46.337 Connor O'BRIEN	10
ROW 5		10	55	1:46.367 Matt RAINBOW
ROW 4		7	2	1:46.010 Alex TOTH JONES
ROW 4		8	50	1:46.096 Katie MILNER
ROW 3	5	41	1:45.885 Ryan HADFIELD	6
ROW 3		6	76	1:45.959 Carlito MIRACCO
ROW 2		3	48	1:45.720 Gordon MUTCH
ROW 2		4	12	1:45.811 Morgan QUINN
ROW 1	1	13	1:45.077 James KELLETT	2
ROW 1		2	44	1:45.131 Max BIRD

Pole

Donington Park GP
Circuit Length = 2.4873 miles

These results are provisional until the conclusion of any judicial and technical matters.

Clerk Of Course :	Timekeeper :
-------------------	--------------

Results can be found at www.tsl-timing.com

Printed - 09:38 Saturday, 22 September 2018



Protyre Motorsport Ginetta GT5 Challenge - Race 1 - Round 15

EVENT RACE 1 - CLASSIFICATION

POS	NO	CL	PIC NAME	ENTRY	LAPS	TIME	GAP	DIFF	MPH	BEST	ON
1	44	Pro	1 Max BIRD	Century Motorsport	8	15:47.114			75.49	1:56.735	5
2	48	Pro	2 Gordon MUTCH	Fox Motorsport	8	15:47.866	0.752	0.752	75.43	1:57.002	5
3	13	Pro	3 James KELLETT	Century Motorsport	8	15:48.052	0.938	0.186	75.41	1:57.345	4
4	41	Pro	4 Ryan HADFIELD	Xentek Motorsport	8	15:50.784	3.670	2.732	75.20	1:57.464	6
5	76	Pro	5 Carlito MIRACCO	Privateer	8	15:54.220	7.106	3.436	74.92	1:58.160	5
6	2*	Pro	6 Alex TOTH JONES	Richardson Racing	8	16:00.282	13.168	6.062	74.45	1:57.942	3
7	55	Pro	7 Matt RAINBOW	Xentek Motorsport	8	16:04.606	17.492	4.324	74.12	1:58.388	5
8	60	Pro	8 Geri NICOSIA	Optimum Motorsport	8	16:05.634	18.520	1.028	74.04	1:58.768	6
9	12	Pro	9 Morgan QUINN	GBR	8	16:07.463	20.349	1.829	73.90	1:59.655	8
10	22	Pro	10 Connor O'BRIEN	Optimum Motorsport	8	16:07.720	20.606	0.257	73.88	1:59.284	8
11	31	Pro	11 Charlie DIGBY	HHC Motorsport	8	16:11.903	24.789	4.183	73.56	1:59.687	5
12	50	Pro	12 Katie MILNER	Team Merlin	8	16:16.023	28.909	4.120	73.25	2:00.056	5
13	83	Pro	13 Sebastian ARENRAM	Reflex Racing	8	16:16.187	29.073	0.164	73.24	2:00.027	7
14	40	Am	1 Nick HALSTEAD	Fox Motorsport	8	16:17.029	29.915	0.842	73.18	1:59.417	5
15	23	Pro	14 Josh HISLOP	Race Car Consultants	8	16:17.247	30.133	0.218	73.16	2:00.556	4
16	10	Pro	15 Gus BOWERS	HHC Motorsport	8	16:17.568	30.454	0.321	73.13	1:59.587	5
17	35	Am	2 Lucky KHERA	W2R Motorsport	8	16:20.602	33.488	3.034	72.91	2:00.128	4
18	38	Pro	16 Matt MAXTED	Privateer	8	16:25.007	37.893	4.405	72.58	2:00.400	7
19	88	Pro	17 Matt PALMER	Privateer	8	16:26.286	39.172	1.279	72.49	2:00.919	5
20	24	Pro	18 Will DYRDAL	W2R Motorsport	8	16:28.408	41.294	2.122	72.33	2:01.262	7
21	98	Am	3 Lee FROST	W2R Motorsport	8	16:28.549	41.435	0.141	72.32	2:01.343	7
22	16	Am	4 Adrian CAMPBELL-SMITH	W2R Motorsport	8	16:28.992	41.878	0.443	72.29	2:01.302	8
23	25	Pro	19 Connor GRADY	Privateer	8	16:29.589	42.475	0.597	72.25	2:01.022	3
24	17	Am	5 Wesley PEARCE	Assetto Motosport	8	16:33.581	46.467	3.992	71.96	2:01.704	7
25	11	Am	6 James TOWNSEND	Fox Motorsport	8	16:34.137	47.023	0.556	71.92	2:00.465	7
26	29	Pro	20 Ashley MARSHALL	Xentek Motorsport	8	16:36.755	49.641	2.618	71.73	1:59.243	7
27	51	Am	7 Axel VAN NEDERVEEN	Mathew Bentley	8	16:53.782	1:06.668	17.027	70.52	2:03.349	3
28	81	Am	8 Phil MCGARTY	Assetto Motosport	8	16:55.339	1:08.225	1.557	70.41	2:04.040	7
29	53	Am	9 Matt KONCZOS	Fox Motorsport	8	17:26.444	1:39.330	31.105	68.32	2:04.821	7
30	58	Am	10 Jonny GREENWOOD	Privateer	7	16:38.884	1 Lap	1 Lap	62.61	2:02.451	5
31	33	Am	11 Dale ALBUTT	Privateer	7	17:24.360	1 Lap	45.476	59.88	2:04.135	6

FASTEST LAP

44	Pro	Max BIRD	Century Motorsport	5	1:56.735	76.70 mph	123.44 kph
40	Am	Nick HALSTEAD	Fox Motorsport	5	1:59.417	74.98 mph	120.67 kph

Car 2 – 5 Second penalty for exceeding track limits

Donington Park GP

Circuit Length = 2.4873 miles

Start: 14:48 Flag 15:04 End: 15:08

Weather / Track : Overcast / Wet

These results are provisional until the conclusion of any judicial and technical matters.

Clerk Of Course :	Timekeeper :
-------------------	--------------

Results can be found at www.tsl-timing.com

Printed - 15:08 Saturday, 22 September 2018



Protyre Motorsport Ginetta GT5 Challenge - Race 1 - Round 15

EVENT RACE 1 - LAP CHART

LAP 1 @ 14:50:29.467			LAP 2 @ 14:52:27.392			LAP 3 @ 14:54:25.101			LAP 4 @ 14:56:22.446			LAP 5 @ 14:58:20.116		
NO	BEHIND	LAP TIME	NO	BEHIND	LAP TIME	NO	BEHIND	LAP TIME	NO	BEHIND	LAP TIME	NO	BEHIND	LAP TIME
13		2:02.127	13		1:57.925	13		1:57.709	13		1:57.345	13		1:57.670
2	0.417	2:02.544	2	0.809	1:58.317	2	1.042	1:57.942	48	1.188	1:57.386	48	0.520	1:57.002
48	0.890	2:03.017	48	1.226	1:58.261	48	1.147	1:57.630	44	2.042	1:57.878	44	1.107	1:56.735
41	1.503	2:03.630	44	1.964	1:57.663	44	1.509	1:57.254	2	3.038	1:59.341	41	4.112	1:58.228
76	2.125	2:04.252	41	2.431	1:58.853	41	2.593	1:57.871	41	3.554	1:58.306	2	4.430	1:59.062
44	2.226	2:04.353	76	2.857	1:58.657	76	3.746	1:58.598	76	4.585	1:58.184	76	5.075	1:58.160
12	2.978	2:05.105	12	5.125	2:00.072	55	6.505	1:58.904	55	11.300	2:02.140	55	12.018	1:58.388
55	3.301	2:05.428	55	5.310	1:59.934	12	8.501	2:01.085	12	12.157	2:01.001	12	14.508	2:00.021
22	5.201	2:07.328	22	8.012	2:00.736	22	10.850	2:00.547	22	13.851	2:00.346	60	15.886	1:59.229
83	5.926	2:08.053	60	9.451	2:01.268	60	11.912	2:00.170	60	14.327	1:59.760	22	16.674	2:00.493
60	6.108	2:08.235	83	9.656	2:01.655	31	12.673	2:00.592	31	15.337	2:00.009	31	17.354	1:59.687
31	6.548	2:08.675	31	9.790	2:01.167	83	13.538	2:01.591	23	17.319	2:00.556	83	20.733	2:00.906
23	7.300	2:09.427	23	10.525	2:01.150	23	14.108	2:01.292	83	17.497	2:01.304	23	21.462	2:01.813
50	7.469	2:09.596	50	11.731	2:02.187	50	15.817	2:01.795	50	19.341	2:00.869	50	21.727	2:00.056
35	9.031	2:11.158	88	13.666	2:02.448	40	18.493	2:01.855	40	21.378	2:00.230	40	23.125	1:59.417
88	9.143	2:11.270	35	13.871	2:02.765	35	18.862	2:02.700	35	21.645	2:00.128	35	24.202	2:00.227
10	9.745	2:11.872	40	14.347	2:02.127	88	19.614	2:03.657	10	22.917	2:00.339	10	24.834	1:59.587
40	10.145	2:12.272	98	15.213	2:02.392	10	19.923	2:01.861	88	23.870	2:01.601	88	27.119	2:00.919
24	10.467	2:12.594	10	15.771	2:03.951	98	20.133	2:02.629	29	24.246	2:00.852	29	27.926	2:01.350
98	10.746	2:12.873	24	16.127	2:03.585	24	20.435	2:02.017	98	24.829	2:02.041	98	28.856	2:01.697
38	11.441	2:13.568	38	16.329	2:02.813	29	20.739	2:01.589	24	25.283	2:02.193	24	29.209	2:01.596
16	11.873	2:14.000	16	16.758	2:02.810	38	21.418	2:02.798	38	25.590	2:01.517	38	29.502	2:01.582
11	12.281	2:14.408	29	16.859	2:02.361	16	21.963	2:02.914	16	26.244	2:01.626	25	30.141	2:01.327
29	12.423	2:14.550	11	17.362	2:03.006	11	22.529	2:02.876	25	26.484	2:01.275	16	30.819	2:02.245
17	13.185	2:15.312	17	19.023	2:03.763	25	22.554	2:01.022	11	27.890	2:02.706	11	32.997	2:02.777
25	15.911	2:18.038	25	19.241	2:01.255	17	24.275	2:02.961	17	29.191	2:02.261	17	33.870	2:02.349
81	16.692	2:18.819	81	24.693	2:05.926	81	31.391	2:04.407	51	39.553	2:04.669	51	47.394	2:05.511
58	17.228	2:19.355	58	25.419	2:06.116	51	32.229	2:03.349	81	40.060	2:06.014	81	48.027	2:05.637
51	18.833	2:20.960	51	26.589	2:05.681	58	38.505	2:10.795	58	44.988	2:03.828	58	49.769	2:02.451
33	33.012	2:35.139 P	53	47.698	2:07.499	53	56.589	2:06.600	53	1:10.481	2:11.237	33	1 Lap	2:04.371
53	38.124	2:40.251				33	1 Lap	4:25.043	33	1 Lap	2:05.567	53	1:18.593	2:05.782

Weather / Track : Overcast / Wet

Donington Park GP

Circuit Length = 2.4873 miles

Start: 14:48 Flag 15:04 End: 15:08

Protyre Motorsport Ginetta GT5 Challenge - Race 1 - Round 15

EVENT RACE 1 - LAP CHART

LAP 6 @ 15:00:18.704			LAP 7 @ 15:02:16.476			LAP 8 @ 15:04:14.454		
NO	BEHIND	LAP TIME	NO	BEHIND	LAP TIME	NO	BEHIND	LAP TIME
13		1:58.588	44		1:57.494	44		1:57.978
44	0.278	1:57.759	13	0.350	1:58.122	48	0.752	1:58.016
48	0.592	1:58.660	48	0.714	1:57.894	13	0.938	1:58.566
41	2.988	1:57.464	41	2.994	1:57.778	41	3.670	1:58.654
76	5.000	1:58.513	76	6.205	1:58.977	76	7.106	1:58.879
2	5.139	1:59.297	2	7.190	1:59.823	2	8.168	1:58.956
55	12.887	1:59.457	55	15.455	2:00.340	55	17.492	2:00.015
12	15.661	1:59.741	60	17.563	1:59.269	60	18.520	1:58.935
60	16.066	1:58.768	12	18.672	2:00.783	12	20.349	1:59.655
22	17.529	1:59.443	22	19.300	1:59.543	22	20.606	1:59.284
31	18.979	2:00.213	31	21.695	2:00.488	31	24.789	2:01.072
83	22.916	2:00.771	83	25.171	2:00.027	50	28.909	2:00.759
50	23.686	2:00.547	50	26.128	2:00.214	83	29.073	2:01.880
23	23.732	2:00.858	23	26.694	2:00.734	40	29.915	2:00.142
40	24.268	1:59.731	40	27.751	2:01.255	23	30.133	2:01.417
10	26.385	2:00.139	10	28.829	2:00.216	10	30.454	1:59.603
35	26.759	2:01.145	29	30.168	1:59.243	35	33.488	2:01.043
29	28.697	1:59.359	35	30.423	2:01.436	38	37.893	2:00.794
88	31.778	2:03.247	88	34.930	2:00.924	88	39.172	2:02.220
38	32.449	2:01.535	38	35.077	2:00.400	24	41.294	2:02.073
98	33.202	2:02.934	98	36.773	2:01.343	98	41.435	2:02.640
24	33.709	2:03.088	24	37.199	2:01.262	16	41.878	2:01.302
25	33.879	2:02.326	25	37.944	2:01.837	25	42.475	2:02.509
16	34.299	2:02.068	16	38.554	2:02.027	17	46.467	2:03.329
11	36.068	2:01.659	11	38.761	2:00.465	11	47.023	2:06.240
17	37.184	2:01.902	17	41.116	2:01.704	29	49.641	2:17.451
51	52.698	2:03.892	51	59.017	2:04.091	58	1 Lap	3:26.343
81	53.970	2:04.531	81	1:00.238	2:04.040	51	1:06.668	2:05.629
58	1:21.177	2:29.996 P	33	1 Lap	2:04.135	81	1:08.225	2:05.965
33	1 Lap	2:04.598	53	1:32.422	2:04.821	33	1 Lap	2:05.507
53	1:25.373	2:05.368				53	1:39.330	2:04.886

Weather / Track : Overcast / Wet

Protyre Motorsport Ginetta GT5 Challenge - Race 1 - Round 15

EVENT RACE 1 - BEST SECTORS

SECTOR 1			SECTOR 2			SECTOR 3			IDEAL / BEST COMPARISON						
POS	NO	NAME	TIME	NO	NAME	TIME	NO	NAME	TIME	POS	NO	NAME	IDEAL	BEST	DIFF
													PERFECT LAP	1:56.490	
1	44	BIRD	25.299	44	BIRD	47.081	44	BIRD	44.110	1	44	BIRD	1:56.490	1:56.735	0.245
2	41	HADFIELD	25.377	48	MUTCH	47.282	48	MUTCH	44.239	2	48	MUTCH	1:56.935	1:57.002	0.067
3	48	MUTCH	25.414	41	HADFIELD	47.356	13	KELLETT	44.246	3	13	KELLETT	1:57.116	1:57.345	0.229
4	2	TOTH JONES	25.459	13	KELLETT	47.410	2	TOTH JONES	44.695	4	41	HADFIELD	1:57.464	1:57.464	0.000
5	13	KELLETT	25.460	76	MIRACCO	47.619	41	HADFIELD	44.731	5	2	TOTH JONES	1:57.854	1:57.942	0.088
6	76	MIRACCO	25.521	2	TOTH JONES	47.700	22	O'BRIEN	44.734	6	76	MIRACCO	1:57.935	1:58.160	0.225
7	29	MARSHALL	25.537	55	RAINBOW	47.751	76	MIRACCO	44.795	7	55	RAINBOW	1:58.281	1:58.388	0.107
8	60	NICOSIA	25.565	31	DIGBY	48.020	29	MARSHALL	44.799	8	29	MARSHALL	1:58.367	1:59.243	0.876
9	55	RAINBOW	25.587	29	MARSHALL	48.031	55	RAINBOW	44.943	9	60	NICOSIA	1:58.752	1:58.768	0.016
10	31	DIGBY	25.699	50	MILNER	48.096	60	NICOSIA	44.996	10	22	O'BRIEN	1:59.055	1:59.284	0.229
11	22	O'BRIEN	25.715	60	NICOSIA	48.191	40	HALSTEAD	45.067	11	31	DIGBY	1:59.088	1:59.687	0.599
12	40	HALSTEAD	25.747	12	QUINN	48.235	10	BOWERS	45.085	12	12	QUINN	1:59.223	1:59.655	0.432
13	12	QUINN	25.791	35	KHERA	48.332	11	TOWNSEND	45.182	13	10	BOWERS	1:59.317	1:59.587	0.270
14	50	MILNER	25.805	10	BOWERS	48.348	12	QUINN	45.197	14	40	HALSTEAD	1:59.360	1:59.417	0.057
15	23	HISLOP	25.840	25	GRADY	48.408	83	ARENRAM	45.278	15	50	MILNER	1:59.398	2:00.056	0.658
16	10	BOWERS	25.884	23	HISLOP	48.467	31	DIGBY	45.369	16	23	HISLOP	1:59.676	2:00.556	0.880
17	35	KHERA	25.980	88	PALMER	48.534	23	HISLOP	45.369	17	83	ARENRAM	1:59.983	2:00.027	0.044
18	38	MAXTED	25.982	24	DYRDAL	48.544	38	MAXTED	45.452	18	35	KHERA	1:59.999	2:00.128	0.129
19	24	DYRDAL	26.053	40	HALSTEAD	48.546	50	MILNER	45.497	19	38	MAXTED	2:00.290	2:00.400	0.110
20	83	ARENRAM	26.080	98	FROST	48.584	16	CAMPBELL-SMITH	45.640	20	24	DYRDAL	2:00.391	2:01.262	0.871
21	25	GRADY	26.100	17	PEARCE	48.586	35	KHERA	45.687	21	11	TOWNSEND	2:00.465	2:00.465	0.000
22	98	FROST	26.107	22	O'BRIEN	48.606	24	DYRDAL	45.794	22	25	GRADY	2:00.539	2:01.022	0.483
23	88	PALMER	26.190	83	ARENRAM	48.625	88	PALMER	45.906	23	88	PALMER	2:00.630	2:00.919	0.289
24	51	VAN NEDERVEEN	26.253	38	MAXTED	48.856	25	GRADY	46.031	24	16	CAMPBELL-SMITH	2:00.885	2:01.302	0.417
25	17	PEARCE	26.284	16	CAMPBELL-SMITH	48.935	17	PEARCE	46.178	25	17	PEARCE	2:01.048	2:01.704	0.656
26	16	CAMPBELL-SMITH	26.310	11	TOWNSEND	48.966	58	GREENWOOD	46.258	26	98	FROST	2:01.343	2:01.343	0.000
27	11	TOWNSEND	26.317	58	GREENWOOD	49.500	98	FROST	46.652	27	58	GREENWOOD	2:02.289	2:02.451	0.162
28	58	GREENWOOD	26.531	53	KONCZOS	49.806	33	ALBUTT	47.004	28	51	VAN NEDERVEEN	2:03.140	2:03.349	0.209
29	81	MCGARTY	26.622	33	ALBUTT	49.854	51	VAN NEDERVEEN	47.030	29	81	MCGARTY	2:03.689	2:04.040	0.351
30	53	KONCZOS	26.644	51	VAN NEDERVEEN	49.857	81	MCGARTY	47.042	30	33	ALBUTT	2:03.842	2:04.135	0.293
31	33	ALBUTT	26.984	81	MCGARTY	50.025	53	KONCZOS	47.841	31	53	KONCZOS	2:04.291	2:04.821	0.530

Weather / Track : Overcast / Wet

Donington Park GP

Circuit Length = 2.4873 miles

Start: 14:48 Flag 15:04 End: 15:08

Results can be found at www.tsl-timing.com

Printed - 15:09 Saturday, 22 September 2018

Protyre Motorsport Ginetta GT5 Challenge - Race 1 - Round 15

EVENT RACE 1 - BEST SPEEDS

POS	INTERMEDIATE 1			INTERMEDIATE 2			FINISH LINE		
	NO	NAME	MPH	NO	NAME	MPH	NO	NAME	MPH
1	48	MUTCH	108.7	29	MARSHALL	108.9	31	DIGBY	79.6
2	41	HADFIELD	107.3	98	FROST	108.7	60	NICOSIA	79.2
3	13	KELLETT	105.8	31	DIGBY	108.5	13	KELLETT	78.9
4	44	BIRD	105.3	44	BIRD	108.4	44	BIRD	78.7
5	35	KHERA	102.7	41	HADFIELD	108.4	41	HADFIELD	78.5
6	55	RAINBOW	101.8	50	MILNER	108.2	48	MUTCH	78.3
7	31	DIGBY	101.6	83	ARENRAM	108.2	22	O'BRIEN	78.3
8	10	BOWERS	101.6	23	HISLOP	108.2	55	RAINBOW	78.3
9	12	QUINN	101.2	24	DYRDAL	108.2	29	MARSHALL	78.3
10	22	O'BRIEN	101.2	38	MAXTED	108.0	10	BOWERS	78.0
11	88	PALMER	101.2	55	RAINBOW	107.8	38	MAXTED	78.0
12	23	HISLOP	101.0	40	HALSTEAD	107.8	88	PALMER	77.9
13	29	MARSHALL	101.0	11	TOWNSEND	107.8	11	TOWNSEND	77.9
14	11	TOWNSEND	100.4	60	NICOSIA	107.7	12	QUINN	77.8
15	83	ARENRAM	100.1	35	KHERA	107.7	50	MILNER	77.8
16	40	HALSTEAD	98.5	10	BOWERS	107.5	2	TOTH JONES	77.6
17	17	PEARCE	98.5	22	O'BRIEN	107.3	40	HALSTEAD	77.6
18	60	NICOSIA	98.2	48	MUTCH	107.2	76	MIRACCO	77.4
19	38	MAXTED	97.5	76	MIRACCO	107.0	25	GRADY	77.3
20	50	MILNER	97.2	12	QUINN	106.8	35	KHERA	77.2
21	58	GREENWOOD	97.1	16	CAMPBELL-SMITH	106.8	23	HISLOP	76.9
22	98	FROST	96.9	25	GRADY	106.8	98	FROST	76.9
23	25	GRADY	95.8	88	PALMER	106.6	16	CAMPBELL-SMITH	76.8
24	33	ALBUTT	95.5	13	KELLETT	106.5	83	ARENRAM	76.7
25	81	MCGARTY	95.4	2	TOTH JONES	106.5	24	DYRDAL	76.6
26	53	KONCZOS	95.1	81	MCGARTY	105.8	53	KONCZOS	76.2
27	16	CAMPBELL-SMITH	94.1	17	PEARCE	105.6	17	PEARCE	76.0
28				58	GREENWOOD	105.3	33	ALBUTT	75.9
29				51	VAN NEDERVEEN	105.1	81	MCGARTY	75.6
30				53	KONCZOS	104.6	51	VAN NEDERVEEN	75.3
31				33	ALBUTT	104.6	58	GREENWOOD	75.1

Weather / Track : Overcast / Wet

Results can be found at www.tsl-timing.com

Donington Park GP
Circuit Length = 2.4873 miles
Start: 14:48 Flag 15:04 End: 15:08

Printed - 15:10 Saturday, 22 September 2018

Protyre Motorsport Ginetta GT5 Challenge - Race 1 - Round 15

EVENT RACE 1 - POSITION CHART

No	Name	Lap								
		Pos	1	2	3	4	5	6	7	8
13	KELLETT	1	13	13	13	13	13	13	44	44
44	BIRD	2	2	2	2	48	48	44	13	48
48	MUTCH	3	48	48	48	44	44	48	48	13
12	QUINN	4	41	44	44	2	41	41	41	41
41	HADFIELD	5	76	41	41	41	2	76	76	76
76	MIRACCO	6	44	76	76	76	76	2	2	2
2	TOTH JONES	7	12	12	55	55	55	55	55	55
50	MILNER	8	55	55	12	12	12	12	60	60
22	O'BRIEN	9	22	22	22	22	60	60	12	12
55	RAINBOW	10	83	60	60	60	22	22	22	22
83	ARENRAM	11	60	83	31	31	31	31	31	31
23	HISLOP	12	31	31	83	23	83	83	83	50
25	GRADY	13	23	23	23	83	23	50	50	83
60	NICOSIA	14	50	50	50	50	50	23	23	40
31	DIGBY	15	35	88	40	40	40	40	40	23
29	MARSHALL	16	88	35	35	35	35	10	10	10
35	KHERA	17	10	40	88	10	10	35	29	35
38	MAXTED	18	40	98	10	88	88	29	35	38
24	DYRDAL	19	24	10	98	29	29	88	88	88
16	CAMPBELL-SMITH	20	98	24	24	98	98	38	38	24
88	PALMER	21	38	38	29	24	24	98	98	98
40	HALSTEAD	22	16	16	38	38	38	24	24	16
98	FROST	23	11	29	16	16	25	25	25	25
10	BOWERS	24	29	11	11	25	16	16	16	17
11	TOWNSEND	25	17	17	25	11	11	11	11	11
17	PEARCE	26	25	25	17	17	17	17	17	29
33	ALBUTT	27	81	81	81	51	51	51	51	51
53	KONCZOS	28	58	58	51	81	81	81	81	81
58	GREENWOOD	29	51	51	58	58	58	58	53	53
51	VAN NEDERVEEN	30	33	53	53	53	53	53	58	
81	MCGARTY	31	53	33	33	33	33	33	33	

Weather / Track : Overcast / Wet

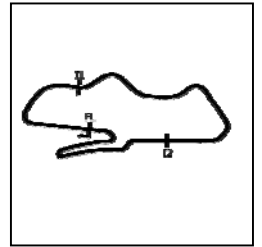
Donington Park GP
 Circuit Length = 2.4873 miles
 Start: 14:48 Flag 15:04 End: 15:08

Results can be found at www.tsl-timing.com

Printed - 15:10 Saturday, 22 September 2018

Protyre Motorsport Ginetta GT5 Challenge - Race 1 - Round 15

EVENT RACE 1 - SECTOR ANALYSIS



SECTOR 1 = FL to I1, SECTOR 2 = I1 to I2, SECTOR 3 = I2 to FL, DIFF = Difference To Personal Best Lap, P = Crossed Finish Line in Pit Lane, D = Time Disallowed

P1 44 Pro Max BIRD		Century Motorsport								
IDEAL LAP TIME : 1:56.490		BEST LAP TIME : 1:56.735								
		DIFFERENCE : 0.245								
LAP	SECTOR 1	SECTOR 2	SECTOR 3	LAP TIME	MPH	DIFF	TIME OF DAY			
1 -	96.2	47.660	108.4	45.667	78.0	2:04.353	72.00	7.618	14:50:31.693	
2 -	25.598	100.0	47.205	107.2	44.860	76.6	1:57.663	76.10	0.928	14:52:29.356
3 -	25.446	102.7	47.081	107.8	44.727	78.7	1:57.254 (2)	76.36	0.519	14:54:26.610
4 -	25.749	98.6	48.019	107.0	44.110	78.3	1:57.878	75.96	1.143	14:56:24.488
5 -	25.299	105.3	47.094	107.3	44.342	78.3	1:56.735 (1)	76.70		14:58:21.223
6 -	25.388	103.2	47.443	107.2	44.928	78.1	1:57.759	76.04	1.024	15:00:18.982
7 -	25.413	102.4	47.455	107.3	44.626	78.2	1:57.494 (3)	76.21	0.759	15:02:16.476
8 -	25.488	101.9	47.760	105.8	44.730	75.8	1:57.978	75.89	1.243	15:04:14.454

P2 48 Pro Gordon MUTCH		Fox Motorsport								
IDEAL LAP TIME : 1:56.935		BEST LAP TIME : 1:57.002								
		DIFFERENCE : 0.067								
LAP	SECTOR 1	SECTOR 2	SECTOR 3	LAP TIME	MPH	DIFF	TIME OF DAY			
1 -	103.5	47.593	106.6	45.211	77.3	2:03.017	72.79	6.015	14:50:30.357	
2 -	25.684	100.9	47.544	107.0	45.033	77.4	1:58.261	75.71	1.259	14:52:28.618
3 -	25.467	107.8	47.511	106.6	44.652	75.3	1:57.630 (3)	76.12	0.628	14:54:26.248
4 -	25.606	108.4	47.444	106.1	44.336	77.5	1:57.386 (2)	76.28	0.384	14:56:23.634
5 -	25.481	108.7	47.282	106.5	44.239	77.7	1:57.002 (1)	76.53		14:58:20.636
6 -	25.436	105.3	47.554	107.2	45.670	78.3	1:58.660	75.46	1.658	15:00:19.296
7 -	25.414	103.7	47.761	106.6	44.719	78.3	1:57.894	75.95	0.892	15:02:17.190
8 -	25.490	103.8	47.692	107.2	44.834	76.8	1:58.016	75.87	1.014	15:04:15.206

P3 13 Pro James KELLETT		Century Motorsport								
IDEAL LAP TIME : 1:57.116		BEST LAP TIME : 1:57.345								
		DIFFERENCE : 0.229								
LAP	SECTOR 1	SECTOR 2	SECTOR 3	LAP TIME	MPH	DIFF	TIME OF DAY			
1 -	100.3	47.410	105.5	45.261	78.1	2:02.127	73.32	4.782	14:50:29.467	
2 -	25.567	101.0	47.442	104.8	44.916	78.4	1:57.925	75.93	0.580	14:52:27.392
3 -	25.487	104.0	47.896	104.0	44.326	77.4	1:57.709 (3)	76.07	0.364	14:54:25.101
4 -	25.591	104.5	47.508	105.0	44.246	77.2	1:57.345 (1)	76.30		14:56:22.446
5 -	25.738	104.3	47.511	105.1	44.421	77.0	1:57.670 (2)	76.09	0.325	14:58:20.116
6 -	25.570	104.6	47.790	103.5	45.228	77.9	1:58.588	75.50	1.243	15:00:18.704
7 -	25.460	105.8	47.493	105.6	45.169	77.4	1:58.122	75.80	0.777	15:02:16.826
8 -	25.525	105.1	47.611	106.5	45.430	78.9	1:58.566	75.52	1.221	15:04:15.392

P4 41 Pro Ryan HADFIELD		Xentek Motorsport								
IDEAL LAP TIME : 1:57.464		BEST LAP TIME : 1:57.464								
		DIFFERENCE : 0.000								
LAP	SECTOR 1	SECTOR 2	SECTOR 3	LAP TIME	MPH	DIFF	TIME OF DAY			
1 -	100.4	47.620	108.4	45.547	78.3	2:03.630	72.42	6.166	14:50:30.970	
2 -	25.716	105.6	47.658	108.4	45.479	77.4	1:58.853	75.34	1.389	14:52:29.823
3 -	25.396	104.5	47.695	107.2	44.780	77.9	1:57.871 (3)	75.96	0.407	14:54:27.694
4 -	25.491	105.0	47.687	107.7	45.128	78.2	1:58.306	75.68	0.842	14:56:26.000
5 -	25.396	106.5	47.784	106.3	45.048	78.3	1:58.228	75.73	0.764	14:58:24.228
6 -	25.377	107.2	47.356	107.0	44.731	78.3	1:57.464 (1)	76.23		15:00:21.692
7 -	25.462	107.3	47.403	107.0	44.913	78.5	1:57.778 (2)	76.02	0.314	15:02:19.470
8 -	25.631	105.0	47.967	106.6	45.056	78.4	1:58.654	75.46	1.190	15:04:18.124

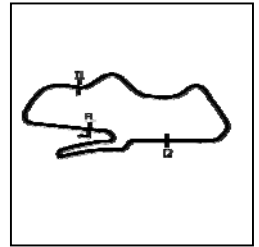
P5 76 Pro Carlito MIRACCO		Privateer							
IDEAL LAP TIME : 1:57.935		BEST LAP TIME : 1:58.160							
		DIFFERENCE : 0.225							
LAP	SECTOR 1	SECTOR 2	SECTOR 3	LAP TIME	MPH	DIFF	TIME OF DAY		
1 -		47.733	107.0	45.747	75.7	2:04.252	72.06	6.092	14:50:31.592
2 -	25.910	47.632	106.5	45.115	75.8	1:58.657	75.46	0.497	14:52:30.249
3 -	25.820	47.680	105.5	45.098	75.1	1:58.598	75.50	0.438	14:54:28.847
4 -	25.770	47.619	105.8	44.795	76.6	1:58.184 (2)	75.76	0.024	14:56:27.031
5 -	25.527	47.636	105.6	44.997	77.4	1:58.160 (1)	75.78		14:58:25.191
6 -	25.521	47.907	105.3	45.085	75.8	1:58.513 (3)	75.55	0.353	15:00:23.704
7 -	26.053	48.092	105.1	44.832	76.5	1:58.977	75.26	0.817	15:02:22.681
8 -	25.768	47.837	105.3	45.274	73.9	1:58.879	75.32	0.719	15:04:21.560

Weather / Track : Overcast / Wet

Donington Park GP
 Circuit Length = 2.4873 miles
 Start: 14:48 Flag 15:04 End: 15:08

Protyre Motorsport Ginetta GT5 Challenge - Race 1 - Round 15

EVENT RACE 1 - SECTOR ANALYSIS



SECTOR 1 = FL to I1, SECTOR 2 = I1 to I2, SECTOR 3 = I2 to FL, DIFF = Difference To Personal Best Lap, P = Crossed Finish Line in Pit Lane, D = Time Disallowed

P6		2 Pro		Alex TOTH JONES		Richardson Racing			
IDEAL LAP TIME : 1:57.854		BEST LAP TIME : 1:57.942		DIFFERENCE : 0.088					
LAP	SECTOR 1	SECTOR 2		SECTOR 3		LAP TIME	MPH	DIFF	TIME OF DAY
1 -		47.755	105.5	45.056	77.6	2:02.544	73.07	4.602	14:50:29.884
2 -	25.702	47.847	105.5	44.768	77.3	1:58.317 (2)	75.68	0.375	14:52:28.201
3 -	25.547	47.700	106.0	44.695	75.6	1:57.942 (1)	75.92		14:54:26.143
4 -	26.248	48.277	106.5	44.816	77.4	1:59.341	75.03	1.399	14:56:25.484
5 -	25.459	48.403	105.1	45.200	77.6	1:59.062	75.20	1.120	14:58:24.546
6 -	25.674	48.306	105.5	45.317	75.4	1:59.297	75.06	1.355	15:00:23.843
7 -	26.201	48.876	105.6	44.746	77.0	1:59.823	74.73	1.881	15:02:23.666
8 -	25.767	48.291	105.3	44.898	76.5	1:58.956 (3)	75.27	1.014	15:04:22.622

P7		55 Pro		Matt RAINBOW		Xentek Motorsport				
IDEAL LAP TIME : 1:58.281		BEST LAP TIME : 1:58.388		DIFFERENCE : 0.107						
LAP	SECTOR 1	SECTOR 2		SECTOR 3		LAP TIME	MPH	DIFF	TIME OF DAY	
1 -		94.9	48.394	107.8	45.441	78.3	2:05.428	71.39	7.040	14:50:32.768
2 -	26.047	98.3	48.161	102.6	45.726	78.2	1:59.934	74.66	1.546	14:52:32.702
3 -	26.015	98.9	47.820	106.8	45.069	76.5	1:58.904 (2)	75.30	0.516	14:54:31.606
4 -	25.587	101.8	51.610	106.1	44.943	78.0	2:02.140	73.31	3.752	14:56:33.746
5 -	25.596	100.1	47.751	107.0	45.041	78.0	1:58.388 (1)	75.63		14:58:32.134
6 -	25.734	98.3	48.066	107.2	45.657	77.6	1:59.457 (3)	74.95	1.069	15:00:31.591
7 -	26.266	94.9	48.560	107.2	45.514	78.1	2:00.340	74.40	1.952	15:02:31.931
8 -	25.871	97.1	48.663	106.5	45.481	76.7	2:00.015	74.61	1.627	15:04:31.946

P8		60 Pro		Geri NICOSIA		Optimum Motorsport				
IDEAL LAP TIME : 1:58.752		BEST LAP TIME : 1:58.768		DIFFERENCE : 0.016						
LAP	SECTOR 1	SECTOR 2		SECTOR 3		LAP TIME	MPH	DIFF	TIME OF DAY	
1 -		92.1	50.241	106.3	46.147	76.8	2:08.235	69.82	9.467	14:50:35.575
2 -	26.279	92.3	48.717	106.8	46.272	76.6	2:01.268	73.84	2.500	14:52:36.843
3 -	26.422	96.0	48.605	106.5	45.143	76.9	2:00.170	74.51	1.402	14:54:37.013
4 -	25.884	96.6	48.880	106.6	44.996	78.2	1:59.760	74.77	0.992	14:56:36.773
5 -	25.661	98.2	48.439	106.3	45.129	79.2	1:59.229 (3)	75.10	0.461	14:58:36.002
6 -	25.565	98.2	48.191	107.7	45.012	77.8	1:58.768 (1)	75.39		15:00:34.770
7 -	25.979	94.1	48.241	106.6	45.049	78.4	1:59.269	75.07	0.501	15:02:34.039
8 -	25.663	95.7	48.257	106.6	45.015	77.2	1:58.935 (2)	75.28	0.167	15:04:32.974

P9		12 Pro		Morgan QUINN		GBR				
IDEAL LAP TIME : 1:59.223		BEST LAP TIME : 1:59.655		DIFFERENCE : 0.432						
LAP	SECTOR 1	SECTOR 2		SECTOR 3		LAP TIME	MPH	DIFF	TIME OF DAY	
1 -		98.1	48.241	105.5	45.564	75.5	2:05.105	71.57	5.450	14:50:32.445
2 -	26.064	100.6	48.235	104.8	45.773	76.0	2:00.072	74.57	0.417	14:52:32.517
3 -	26.457	96.8	48.743	105.5	45.885	77.0	2:01.085	73.95	1.430	14:54:33.602
4 -	26.291	99.7	49.126	106.1	45.584	77.6	2:01.001	74.00	1.346	14:56:34.603
5 -	25.903	101.2	48.774	105.1	45.344	77.8	2:00.021 (3)	74.60	0.366	14:58:34.624
6 -	26.024	100.9	48.520	106.0	45.197	75.8	1:59.741 (2)	74.78	0.086	15:00:34.365
7 -	26.631	98.2	48.708	106.8	45.444	76.8	2:00.783	74.13	1.128	15:02:35.148
8 -	25.791	100.3	48.601	106.3	45.263	75.8	1:59.655 (1)	74.83		15:04:34.803

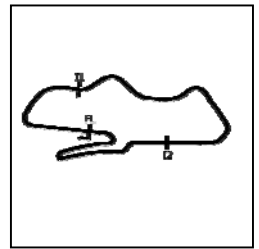
P10		22 Pro		Connor O'BRIEN		Optimum Motorsport				
IDEAL LAP TIME : 1:59.055		BEST LAP TIME : 1:59.284		DIFFERENCE : 0.229						
LAP	SECTOR 1	SECTOR 2		SECTOR 3		LAP TIME	MPH	DIFF	TIME OF DAY	
1 -		87.8	49.720	105.6	45.682	77.4	2:07.328	70.32	8.044	14:50:34.668
2 -	26.180	94.6	49.087	105.3	45.469	77.1	2:00.736	74.16	1.452	14:52:35.404
3 -	26.207	97.5	48.971	105.6	45.369	77.5	2:00.547	74.28	1.263	14:54:35.951
4 -	26.150	97.6	48.880	106.6	45.316	78.3	2:00.346	74.40	1.062	14:56:36.297
5 -	25.941	101.2	49.130	107.0	45.422	78.3	2:00.493	74.31	1.209	14:58:36.790
6 -	25.715	97.9	48.606	107.0	45.122	77.6	1:59.443 (2)	74.96	0.159	15:00:36.233
7 -	25.726	100.0	49.083	106.6	44.734	78.3	1:59.543 (3)	74.90	0.259	15:02:35.776

Weather / Track : Overcast / Wet

Donington Park GP
Circuit Length = 2.4873 miles
Start: 14:48 Flag 15:04 End: 15:08

Protyre Motorsport Ginetta GT5 Challenge - Race 1 - Round 15

EVENT RACE 1 - SECTOR ANALYSIS



SECTOR 1 = FL to I1, SECTOR 2 = I1 to I2, SECTOR 3 = I2 to FL, DIFF = Difference To Personal Best Lap, P = Crossed Finish Line in Pit Lane, D = Time Disallowed

8 - 25.826 97.1 48.724 **107.3** **44.734** 77.6 **1:59.284 (1)** **75.06** **15:04:35.060**

P11 31 Pro		Charlie DIGBY		HHC Motorsport						
IDEAL LAP TIME : 1:59.088		BEST LAP TIME : 1:59.687		DIFFERENCE : 0.599						
LAP	SECTOR 1	SECTOR 2		SECTOR 3		LAP TIME	MPH	DIFF	TIME OF DAY	
1 -		88.5	49.775	107.0	46.594	77.2	2:08.675	69.58	8.988	14:50:36.015
2 -	26.015	94.2	48.804	107.7	46.348	77.1	2:01.167	73.90	1.480	14:52:37.182
3 -	26.440	94.7	48.783	105.8	45.369	78.3	2:00.592	74.25	0.905	14:54:37.774
4 -	25.721	101.6	48.592	107.8	45.696	79.6	2:00.009 (2)	74.61	0.322	14:56:37.783
5 -	25.699	98.9	48.020	108.2	45.968	78.4	1:59.687 (1)	74.81		14:58:37.470
6 -	25.889	96.2	48.209	108.5	46.115	78.2	2:00.213 (3)	74.48	0.526	15:00:37.683
7 -	26.016	94.2	48.337	107.7	46.135	77.6	2:00.488	74.31	0.801	15:02:38.171
8 -	25.961	96.2	48.780	107.0	46.331	78.1	2:01.072	73.95	1.385	15:04:39.243

P12 50 Pro		Katie MILNER		Team Merlin						
IDEAL LAP TIME : 1:59.398		BEST LAP TIME : 2:00.056		DIFFERENCE : 0.658						
LAP	SECTOR 1	SECTOR 2		SECTOR 3		LAP TIME	MPH	DIFF	TIME OF DAY	
1 -		88.3	50.096	106.5	47.232	74.5	2:09.596	69.09	9.540	14:50:36.936
2 -	26.681	94.2	48.830	106.5	46.676	77.0	2:02.187	73.28	2.131	14:52:39.123
3 -	26.360	97.2	48.810	106.0	46.625	76.4	2:01.795	73.52	1.739	14:54:40.918
4 -	26.389	95.0	48.588	106.5	45.892	77.6	2:00.869	74.08	0.813	14:56:41.787
5 -	26.072	96.9	48.487	107.8	45.497	77.8	2:00.056 (1)	74.58		14:58:41.843
6 -	26.028	97.1	48.585	108.2	45.934	77.2	2:00.547 (3)	74.28	0.491	15:00:42.390
7 -	26.528	96.4	48.096	108.2	45.590	77.8	2:00.214 (2)	74.48	0.158	15:02:42.604
8 -	25.805	96.8	49.091	108.2	45.863	76.7	2:00.759	74.15	0.703	15:04:43.363

P13 83 Pro		Sebastian ARENRAM		Reflex Racing						
IDEAL LAP TIME : 1:59.983		BEST LAP TIME : 2:00.027		DIFFERENCE : 0.044						
LAP	SECTOR 1	SECTOR 2		SECTOR 3		LAP TIME	MPH	DIFF	TIME OF DAY	
1 -		88.6	49.733	108.2	46.167	75.3	2:08.053	69.92	8.026	14:50:35.393
2 -	26.207	100.1	49.129	107.3	46.319	76.7	2:01.655	73.60	1.628	14:52:37.048
3 -	26.406	96.2	48.965	105.1	46.220	76.2	2:01.591	73.64	1.564	14:54:38.639
4 -	26.165	98.8	48.766	106.1	46.373	76.0	2:01.304	73.81	1.277	14:56:39.943
5 -	26.170	98.9	49.323	106.1	45.413	76.1	2:00.906 (3)	74.06	0.879	14:58:40.849
6 -	26.080	99.2	49.138	105.3	45.553	76.0	2:00.771 (2)	74.14	0.744	15:00:41.620
7 -	26.124	99.7	48.625	106.3	45.278	75.4	2:00.027 (1)	74.60		15:02:41.647
8 -	26.203	99.7	49.465	106.1	46.212	76.6	2:01.880	73.46	1.853	15:04:43.527

P14 40 Am		Nick HALSTEAD		Fox Motorsport						
IDEAL LAP TIME : 1:59.360		BEST LAP TIME : 1:59.417		DIFFERENCE : 0.057						
LAP	SECTOR 1	SECTOR 2		SECTOR 3		LAP TIME	MPH	DIFF	TIME OF DAY	
1 -		82.2	51.720	106.8	46.938	76.6	2:12.272	67.69	12.855	14:50:39.612
2 -	26.461	97.9	48.839	107.7	46.827	76.4	2:02.127	73.32	2.710	14:52:41.739
3 -	26.620	91.6	49.046	107.0	46.189	76.0	2:01.855	73.48	2.438	14:54:43.594
4 -	26.071	98.5	48.546	107.3	45.613	77.4	2:00.230	74.47	0.813	14:56:43.824
5 -	25.752	98.1	48.598	107.3	45.067	76.8	1:59.417 (1)	74.98		14:58:43.241
6 -	25.780	98.1	48.655	107.0	45.296	77.2	1:59.731 (2)	74.78	0.314	15:00:42.972
7 -	26.425	93.8	48.883	107.8	45.947	77.4	2:01.255	73.84	1.838	15:02:44.227
8 -	25.747	98.3	48.898	107.3	45.497	77.6	2:00.142 (3)	74.53	0.725	15:04:44.369

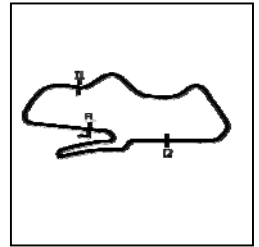
P15 23 Pro		Josh HISLOP		Race Car Consultants						
IDEAL LAP TIME : 1:59.676		BEST LAP TIME : 2:00.556		DIFFERENCE : 0.880						
LAP	SECTOR 1	SECTOR 2		SECTOR 3		LAP TIME	MPH	DIFF	TIME OF DAY	
1 -		86.4	49.849	107.7	46.722	75.4	2:09.427	69.18	8.871	14:50:36.767
2 -	26.018	96.1	48.706	107.2	46.426	76.4	2:01.150	73.91	0.594	14:52:37.917
3 -	26.038	95.7	48.740	108.2	46.514	76.6	2:01.292	73.82	0.736	14:54:39.209
4 -	25.961	99.2	48.583	107.0	46.012	75.4	2:00.556 (1)	74.27		14:56:39.765
5 -	26.637	96.8	49.153	107.7	46.023	76.2	2:01.813	73.50	1.257	14:58:41.578
6 -	26.024	100.3	48.467	105.0	46.367	74.9	2:00.858 (3)	74.09	0.302	15:00:42.436

Weather / Track : Overcast / Wet

Donington Park GP
Circuit Length = 2.4873 miles
Start: 14:48 Flag 15:04 End: 15:08

Protyre Motorsport Ginetta GT5 Challenge - Race 1 - Round 15

EVENT RACE 1 - SECTOR ANALYSIS



SECTOR 1 = FL to I1, SECTOR 2 = I1 to I2, SECTOR 3 = I2 to FL, DIFF = Difference To Personal Best Lap, P = Crossed Finish Line in Pit Lane, D = Time Disallowed

7 -	26.682	94.6	48.683	107.3	45.369	76.9	2:00.734 (2)	74.16	0.178	15:02:43.170
8 -	25.840	101.0	48.814	107.2	46.763	75.1	2:01.417	73.74	0.861	15:04:44.587

P16 10 Pro		Gus BOWERS		HHC Motorsport						
IDEAL LAP TIME : 1:59.317		BEST LAP TIME : 1:59.587		DIFFERENCE : 0.270						
LAP	SECTOR 1		SECTOR 2		SECTOR 3		LAP TIME	MPH	DIFF	TIME OF DAY
1 -		84.4	51.245	103.5	47.229	74.7	2:11.872	67.90	12.285	14:50:39.212
2 -	26.423	96.6	49.114	105.8	48.414	75.6	2:03.951	72.24	4.364	14:52:43.163
3 -	26.336	99.4	48.970	106.1	46.555	76.2	2:01.861	73.48	2.274	14:54:45.024
4 -	26.175	99.2	48.679	107.5	45.485	76.4	2:00.339	74.41	0.752	14:56:45.363
5 -	26.023	101.6	48.348	106.6	45.216	77.7	1:59.587 (1)	74.87		14:58:44.950
6 -	26.086	100.4	48.542	107.2	45.511	76.6	2:00.139 (3)	74.53	0.552	15:00:45.089
7 -	25.950	101.6	49.039	106.8	45.227	78.0	2:00.216	74.48	0.629	15:02:45.305
8 -	25.884	100.6	48.634	106.8	45.085	75.6	1:59.603 (2)	74.86	0.016	15:04:44.908

P17 35 Am		Lucky KHERA		W2R Motorsport						
IDEAL LAP TIME : 1:59.999		BEST LAP TIME : 2:00.128		DIFFERENCE : 0.129						
LAP	SECTOR 1		SECTOR 2		SECTOR 3		LAP TIME	MPH	DIFF	TIME OF DAY
1 -		84.2	50.060	107.7	48.205	76.7	2:11.158	68.27	11.030	14:50:38.498
2 -	26.297	99.2	48.847	106.5	47.621	76.2	2:02.765	72.93	2.637	14:52:41.263
3 -	26.869	93.7	49.431	105.3	46.400	76.7	2:02.700	72.97	2.572	14:54:43.963
4 -	26.068	99.8	48.373	107.3	45.687	76.7	2:00.128 (1)	74.54		14:56:44.091
5 -	26.164	102.2	48.332	106.8	45.731	76.7	2:00.227 (2)	74.47	0.099	14:58:44.318
6 -	26.073	100.4	48.526	106.8	46.546	77.1	2:01.145	73.91	1.017	15:00:45.463
7 -	26.067	99.1	49.095	106.6	46.274	77.2	2:01.436	73.73	1.308	15:02:46.899
8 -	25.980	102.7	49.007	106.0	46.056	76.5	2:01.043 (3)	73.97	0.915	15:04:47.942

P18 38 Pro		Matt MAXTED		Privateer						
IDEAL LAP TIME : 2:00.290		BEST LAP TIME : 2:00.400		DIFFERENCE : 0.110						
LAP	SECTOR 1		SECTOR 2		SECTOR 3		LAP TIME	MPH	DIFF	TIME OF DAY
1 -		80.1	51.664	105.6	48.035	77.0	2:13.568	67.04	13.168	14:50:40.908
2 -	26.369	92.6	49.294	105.8	47.150	78.0	2:02.813	72.91	2.413	14:52:43.721
3 -	26.625	94.9	49.508	104.8	46.665	76.8	2:02.798	72.92	2.398	14:54:46.519
4 -	26.155	93.5	48.967	107.3	46.395	77.2	2:01.517 (3)	73.68	1.117	14:56:48.036
5 -	26.276	95.7	49.373	108.0	45.933	77.7	2:01.582	73.64	1.182	14:58:49.618
6 -	26.409	87.2	49.277	107.0	45.849	76.7	2:01.535	73.67	1.135	15:00:51.153
7 -	25.982	93.5	48.856	107.0	45.562	77.6	2:00.400 (1)	74.37		15:02:51.553
8 -	26.215	97.5	49.127	106.0	45.452	77.2	2:00.794 (2)	74.12	0.394	15:04:52.347

P19 88 Pro		Matt PALMER		Privateer						
IDEAL LAP TIME : 2:00.630		BEST LAP TIME : 2:00.919		DIFFERENCE : 0.289						
LAP	SECTOR 1		SECTOR 2		SECTOR 3		LAP TIME	MPH	DIFF	TIME OF DAY
1 -		86.3	50.378	106.6	47.804	74.7	2:11.270	68.21	10.351	14:50:38.610
2 -	26.525	96.2	48.992	105.6	46.931	75.6	2:02.448	73.12	1.529	14:52:41.058
3 -	26.750	96.5	49.147	104.5	47.760	76.3	2:03.657	72.41	2.738	14:54:44.715
4 -	26.190	101.2	48.754	105.3	46.657	77.9	2:01.601 (3)	73.63	0.682	14:56:46.316
5 -	26.479	92.6	48.534	106.5	45.906	74.5	2:00.919 (1)	74.05		14:58:47.235
6 -	26.197	98.1	50.668	101.6	46.382	75.4	2:03.247	72.65	2.328	15:00:50.482
7 -	26.330	93.3	48.624	104.8	45.970	76.0	2:00.924 (2)	74.05	0.005	15:02:51.406
8 -	26.919	95.3	48.924	106.3	46.377	75.4	2:02.220	73.26	1.301	15:04:53.626

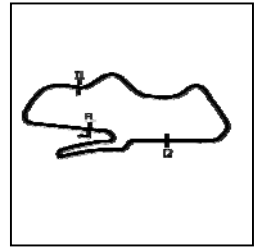
P20 24 Pro		Will DYRDAL		W2R Motorsport						
IDEAL LAP TIME : 2:00.391		BEST LAP TIME : 2:01.262		DIFFERENCE : 0.871						
LAP	SECTOR 1		SECTOR 2		SECTOR 3		LAP TIME	MPH	DIFF	TIME OF DAY
1 -			51.129	106.8	47.932	76.1	2:12.594	67.53	11.332	14:50:39.934
2 -	26.395		48.961	107.3	48.229	74.8	2:03.585	72.45	2.323	14:52:43.519
3 -	26.431		48.697	107.7	46.889	76.4	2:02.017 (3)	73.38	0.755	14:54:45.536
4 -	26.607		48.569	108.2	47.017	76.4	2:02.193	73.28	0.931	14:56:47.729
5 -	26.226		49.576	107.0	45.794	75.6	2:01.596 (2)	73.64	0.334	14:58:49.325

Weather / Track : Overcast / Wet

Donington Park GP
Circuit Length = 2.4873 miles
Start: 14:48 Flag 15:04 End: 15:08

Protyre Motorsport Ginetta GT5 Challenge - Race 1 - Round 15

EVENT RACE 1 - SECTOR ANALYSIS



SECTOR 1 = FL to I1, SECTOR 2 = I1 to I2, SECTOR 3 = I2 to FL, DIFF = Difference To Personal Best Lap, P = Crossed Finish Line in Pit Lane, D = Time Disallowed

6 -	26.784	48.544	107.7	47.760	76.2	2:03.088	72.74	1.826	15:00:52.413
7 -	26.053	48.600	107.7	46.609	76.6	2:01.262 (1)	73.84		15:02:53.675
8 -	26.110	48.964	107.0	46.999	74.4	2:02.073	73.35	0.811	15:04:55.748

P21	98 Am	Lee FROST	W2R Motorsport							
IDEAL LAP TIME : 2:01.343		BEST LAP TIME : 2:01.343		DIFFERENCE : 0.000						
LAP	SECTOR 1	SECTOR 2	SECTOR 3	LAP TIME	MPH	DIFF	TIME OF DAY			
1 -		83.2	51.563	105.1	47.336	76.9	2:12.873	67.39	11.530	14:50:40.213
2 -	26.383	95.8	49.019	107.5	46.990	75.4	2:02.392	73.16	1.049	14:52:42.605
3 -	26.325	93.7	48.919	108.4	47.385	76.4	2:02.629	73.02	1.286	14:54:45.234
4 -	26.287	95.1	48.606	108.7	47.148	76.5	2:02.041 (3)	73.37	0.698	14:56:47.275
5 -	26.173	96.9	48.770	108.2	46.754	75.8	2:01.697 (2)	73.57	0.354	14:58:48.972
6 -	26.341	96.1	48.862	107.2	47.731	76.2	2:02.934	72.83	1.591	15:00:51.906
7 -	26.107	95.5	48.584	108.0	46.652	76.4	2:01.343 (1)	73.79		15:02:53.249
8 -	26.193	96.6	49.076	107.2	47.371	74.8	2:02.640	73.01	1.297	15:04:55.889

P22	16 Am	Adrian CAMPBELL-SMITH	W2R Motorsport							
IDEAL LAP TIME : 2:00.885		BEST LAP TIME : 2:01.302		DIFFERENCE : 0.417						
LAP	SECTOR 1	SECTOR 2	SECTOR 3	LAP TIME	MPH	DIFF	TIME OF DAY			
1 -		77.9	51.474	104.6	48.196	75.8	2:14.000	66.82	12.698	14:50:41.340
2 -	26.435	91.0	49.013	106.0	47.362	75.3	2:02.810	72.91	1.508	14:52:44.150
3 -	26.997	93.8	49.174	105.6	46.743	76.4	2:02.914	72.85	1.612	14:54:47.064
4 -	26.310	92.0	49.012	106.6	46.304	76.7	2:01.626 (2)	73.62	0.324	14:56:48.690
5 -	26.510	84.9	49.707	106.5	46.028	76.8	2:02.245	73.25	0.943	14:58:50.935
6 -	26.361	89.9	48.935	106.8	46.772	76.5	2:02.068	73.35	0.766	15:00:53.003
7 -	26.501	89.1	49.174	105.6	46.352	75.6	2:02.027 (3)	73.38	0.725	15:02:55.030
8 -	26.629	94.1	49.033	105.3	45.640	76.2	2:01.302 (1)	73.81		15:04:56.332

P23	25 Pro	Connor GRADY	Privateer							
IDEAL LAP TIME : 2:00.539		BEST LAP TIME : 2:01.022		DIFFERENCE : 0.483						
LAP	SECTOR 1	SECTOR 2	SECTOR 3	LAP TIME	MPH	DIFF	TIME OF DAY			
1 -		90.0	52.485	105.1	47.242	77.3	2:18.038	64.86	17.016	14:50:45.378
2 -	26.139	95.8	48.906	106.1	46.210	76.3	2:01.255 (2)	73.84	0.233	14:52:46.633
3 -	26.100	90.1	48.408	106.8	46.514	76.6	2:01.022 (1)	73.99		14:54:47.655
4 -	26.170	92.0	48.839	106.6	46.266	76.9	2:01.275 (3)	73.83	0.253	14:56:48.930
5 -	26.250	87.8	48.875	106.5	46.202	76.1	2:01.327	73.80	0.305	14:58:50.257
6 -	26.496	91.0	48.922	105.6	46.908	76.1	2:02.326	73.20	1.304	15:00:52.583
7 -	26.521	92.5	49.285	105.3	46.031	75.9	2:01.837	73.49	0.815	15:02:54.420
8 -	26.587	90.9	49.494	104.6	46.428	76.1	2:02.509	73.09	1.487	15:04:56.929

P24	17 Am	Wesley PEARCE	Assetto Motosport							
IDEAL LAP TIME : 2:01.048		BEST LAP TIME : 2:01.704		DIFFERENCE : 0.656						
LAP	SECTOR 1	SECTOR 2	SECTOR 3	LAP TIME	MPH	DIFF	TIME OF DAY			
1 -		77.6	52.394	104.0	48.218	76.0	2:15.312	66.17	13.608	14:50:42.652
2 -	26.844	97.3	49.367	103.8	47.552	74.4	2:03.763	72.35	2.059	14:52:46.415
3 -	26.980	94.6	48.998	103.8	46.983	74.6	2:02.961	72.82	1.257	14:54:49.376
4 -	26.292	95.8	49.275	101.8	46.694	74.8	2:02.261 (3)	73.24	0.557	14:56:51.637
5 -	26.284	97.1	49.365	105.0	46.700	74.8	2:02.349	73.18	0.645	14:58:53.986
6 -	26.851	96.5	48.873	105.6	46.178	74.8	2:01.902 (2)	73.45	0.198	15:00:55.888
7 -	26.331	97.9	48.586	105.6	46.787	75.2	2:01.704 (1)	73.57		15:02:57.592
8 -	26.736	98.5	50.160	104.8	46.433	75.0	2:03.329	72.60	1.625	15:05:00.921

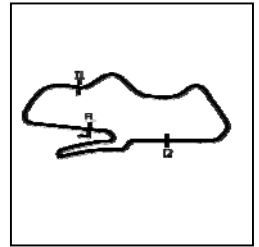
P25	11 Am	James TOWNSEND	Fox Motorsport							
IDEAL LAP TIME : 2:00.465		BEST LAP TIME : 2:00.465		DIFFERENCE : 0.000						
LAP	SECTOR 1	SECTOR 2	SECTOR 3	LAP TIME	MPH	DIFF	TIME OF DAY			
1 -		84.3	51.979	105.0	48.221	76.0	2:14.408	66.62	13.943	14:50:41.748
2 -	26.380	92.3	49.520	106.8	47.106	77.1	2:03.006	72.79	2.541	14:52:44.754
3 -	26.606	91.8	49.279	106.3	46.991	76.5	2:02.876	72.87	2.411	14:54:47.630
4 -	26.523	93.7	50.050	105.8	46.133	77.1	2:02.706 (3)	72.97	2.241	14:56:50.336

Weather / Track : Overcast / Wet

Donington Park GP
Circuit Length = 2.4873 miles
Start: 14:48 Flag 15:04 End: 15:08

Protyre Motorsport Ginetta GT5 Challenge - Race 1 - Round 15

EVENT RACE 1 - SECTOR ANALYSIS



SECTOR 1 = FL to I1, SECTOR 2 = I1 to I2, SECTOR 3 = I2 to FL, DIFF = Difference To Personal Best Lap, P = Crossed Finish Line in Pit Lane, D = Time Disallowed

5 -	26.625	96.0	49.570	106.3	46.582	74.9	2:02.777	72.93	2.312	14:58:53.113
6 -	26.539	96.4	49.516	107.2	45.604	77.1	2:01.659 (2)	73.60	1.194	15:00:54.772
7 -	26.317	100.4	48.966	107.8	45.182	77.9	2:00.465 (1)	74.33		15:02:55.237
8 -	26.600	93.0	54.174	106.0	45.466	74.5	2:06.240	70.93	5.775	15:05:01.477

P26	29 Pro	Ashley MARSHALL				Xentek Motorsport					
IDEAL LAP TIME : 1:58.367		BEST LAP TIME : 1:59.243				DIFFERENCE : 0.876					
LAP	SECTOR 1		SECTOR 2		SECTOR 3		LAP TIME	MPH	DIFF	TIME OF DAY	
1 -		86.4	55.540	106.5	46.474	77.6	2:14.550	66.55	15.307	14:50:41.890	
2 -	26.405	91.5	48.967	107.7	46.989	77.7	2:02.361	73.18	3.118	14:52:44.251	
3 -	26.554	97.2	48.892	108.0	46.143	77.7	2:01.589	73.64	2.346	14:54:45.840	
4 -	26.108	94.3	48.395	108.9	46.349	77.6	2:00.852 (3)	74.09	1.609	14:56:46.692	
5 -	25.901	98.8	50.650	107.7	44.799	77.8	2:01.350	73.79	2.107	14:58:48.042	
6 -	25.735	99.7	48.659	106.1	44.965	78.3	1:59.359 (2)	75.02	0.116	15:00:47.401	
7 -	25.537	100.7	48.031	108.0	45.675	77.9	1:59.243 (1)	75.09		15:02:46.644	
8 -	25.737	101.0	1:05.723	79.5	45.991	77.5	2:17.451	65.14	18.208	15:05:04.095	

P27	51 Am	Axel VAN NEDERVEEN				Mathew Bentley					
IDEAL LAP TIME : 2:03.140		BEST LAP TIME : 2:03.349				DIFFERENCE : 0.209					
LAP	SECTOR 1		SECTOR 2		SECTOR 3		LAP TIME	MPH	DIFF	TIME OF DAY	
1 -			56.676	104.2	48.483	74.7	2:20.960	63.52	17.611	14:50:48.300	
2 -	26.797		51.178	104.6	47.706	75.2	2:05.681	71.24	2.332	14:52:53.981	
3 -	26.253		50.066	104.6	47.030	75.3	2:03.349 (1)	72.59		14:54:57.330	
4 -	26.683		49.857	105.1	48.129	74.3	2:04.669	71.82	1.320	14:57:01.999	
5 -	26.770		51.081	102.4	47.660	73.5	2:05.511	71.34	2.162	14:59:07.510	
6 -	26.533		50.087	103.0	47.272	72.8	2:03.892 (2)	72.27	0.543	15:01:11.402	
7 -	27.027		49.891	101.5	47.173	72.9	2:04.091 (3)	72.16	0.742	15:03:15.493	
8 -	26.958		50.451	101.6	48.220	72.1	2:05.629	71.27	2.280	15:05:21.122	

P28	81 Am	Phil MCGARTY				Assetto Motosport					
IDEAL LAP TIME : 2:03.689		BEST LAP TIME : 2:04.040				DIFFERENCE : 0.351					
LAP	SECTOR 1		SECTOR 2		SECTOR 3		LAP TIME	MPH	DIFF	TIME OF DAY	
1 -		81.7	54.703	101.8	48.751	72.0	2:18.819	64.50	14.779	14:50:46.159	
2 -	27.164	89.7	50.488	103.7	48.274	74.9	2:05.926	71.10	1.886	14:52:52.085	
3 -	26.622	91.1	50.142	104.0	47.643	73.6	2:04.407 (2)	71.97	0.367	14:54:56.492	
4 -	27.258	89.4	50.025	104.2	48.731	74.7	2:06.014	71.05	1.974	14:57:02.506	
5 -	27.142	87.2	50.377	105.8	48.118	74.4	2:05.637	71.27	1.597	14:59:08.143	
6 -	26.836	88.8	50.653	103.5	47.042	75.6	2:04.531 (3)	71.90	0.491	15:01:12.674	
7 -	26.697	95.4	50.238	104.5	47.105	73.5	2:04.040 (1)	72.19		15:03:16.714	
8 -	26.690	92.0	51.943	103.7	47.332	75.4	2:05.965	71.08	1.925	15:05:22.679	

P29	53 Am	Matt KONCZOS				Fox Motorsport					
IDEAL LAP TIME : 2:04.291		BEST LAP TIME : 2:04.821				DIFFERENCE : 0.530					
LAP	SECTOR 1		SECTOR 2		SECTOR 3		LAP TIME	MPH	DIFF	TIME OF DAY	
1 -		76.6	1:16.883	99.1	48.308	75.2	2:40.251	55.87	35.430	14:51:07.591	
2 -	28.594	86.0	50.928	101.8	47.977	75.5	2:07.499	70.23	2.678	14:53:15.090	
3 -	27.368	88.7	50.926	104.0	48.306	74.6	2:06.600	70.73	1.779	14:55:21.690	
4 -	27.564	91.1	51.464	103.4	52.209	69.8	2:11.237	68.23	6.416	14:57:32.927	
5 -	27.763	91.3	50.131	104.3	47.888	76.2	2:05.782	71.19	0.961	14:59:38.709	
6 -	27.103	91.9	50.134	104.0	48.131	75.1	2:05.368 (3)	71.42	0.547	15:01:44.077	
7 -	26.777	95.1	49.806	104.5	48.238	75.1	2:04.821 (1)	71.73		15:03:48.898	
8 -	26.644	94.3	50.401	104.6	47.841	74.5	2:04.886 (2)	71.70	0.065	15:05:53.784	

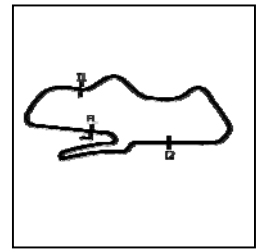
P30	58 Am	Jonny GREENWOOD				Privateer					
IDEAL LAP TIME : 2:02.289		BEST LAP TIME : 2:02.451				DIFFERENCE : 0.162					
LAP	SECTOR 1		SECTOR 2		SECTOR 3		LAP TIME	MPH	DIFF	TIME OF DAY	
1 -		75.0	55.224	105.3	48.711	74.3	2:19.355	64.25	16.904	14:50:46.695	
2 -	27.193	89.9	50.639	105.0	48.284	75.0	2:06.116 (3)	71.00	3.665	14:52:52.811	
3 -	26.666	96.0	57.110	103.4	47.019	74.8	2:10.795	68.46	8.344	14:55:03.606	

Weather / Track : Overcast / Wet

Donington Park GP
Circuit Length = 2.4873 miles
Start: 14:48 Flag 15:04 End: 15:08

Protyre Motorsport Ginetta GT5 Challenge - Race 1 - Round 15

EVENT RACE 1 - SECTOR ANALYSIS



SECTOR 1 = FL to I1, SECTOR 2 = I1 to I2, SECTOR 3 = I2 to FL, DIFF = Difference To Personal Best Lap, P = Crossed Finish Line in Pit Lane, D = Time Disallowed

4 -	26.818	93.2	50.315	103.7	46.695	74.2	2:03.828 (2)	72.31	1.377	14:57:07.434
5 -	26.693	95.4	49.500	105.0	46.258	75.1	2:02.451 (1)	73.12		14:59:09.885
6 -	26.531	97.1	1:10.316	58.3	IN PIT		2:29.996 P	59.69	27.545	15:01:39.881
7 -	OUTLAP	89.4	56.184	90.5	54.207	70.5	3:26.343	43.39	1:23.892	15:05:06.224

P31	33 Am	Dale ALBUTT	Privateer							
IDEAL LAP TIME : 2:03.842		BEST LAP TIME : 2:04.135		DIFFERENCE : 0.293						

LAP	SECTOR 1	SECTOR 2	SECTOR 3	LAP TIME	MPH	DIFF	TIME OF DAY
1 -	76.0	1:04.626	75.3	IN PIT	2:35.139 P	57.71	31.004 14:51:02.479
2 -	OUTLAP	90.0	50.913	103.2	48.206	74.8	4:25.043 33.78 2:20.908 14:55:27.522
3 -	27.103	91.5	50.489	104.6	47.975	75.9	2:05.567 71.31 1.432 14:57:33.089
4 -	27.244	92.0	50.123	104.3	47.004	74.2	2:04.371 (2) 71.99 0.236 14:59:37.460
5 -	27.041	95.5	49.866	103.0	47.691	74.6	2:04.598 (3) 71.86 0.463 15:01:42.058
6 -	26.984	95.5	49.854	103.4	47.297	74.2	2:04.135 (1) 72.13 15:03:46.193
7 -	27.321	95.4	50.103	102.9	48.083	73.3	2:05.507 71.34 1.372 15:05:51.700

Protyre Motorsport Ginetta GT5 Challenge - Race 2 - Round 16

EVENT RACE 9 - GRID (15 minutes)

ROW 16	31	33 Dale ALBUTT	
ROW 15	29	53 Matt KONCZOS	30 58 Jonny GREENWOOD
ROW 14	27	51 Axel VAN NEDERVEEN	28 81 Phil MCGARTY
ROW 13	25	11 James TOWNSEND	26 29 Ashley MARSHALL
ROW 12	23	25 Connor GRADY	24 17 Wesley PEARCE
ROW 11	21	98 Lee FROST	22 16 Adrian CAMPBELL-SMITH
ROW 10	19	88 Matt PALMER	20 24 Will DYRDAL
ROW 9	17	35 Lucky KHERA	18 38 Matt MAXTED
ROW 8	15	23 Josh HISLOP	16 10 Gus BOWERS
ROW 7	13	83 Sebastian ARENRAM	14 40 Nick HALSTEAD
ROW 6	11	31 Charlie DIGBY	12 50 Katie MILNER
ROW 5	9	12 Morgan QUINN	10 22 Connor O'BRIEN
ROW 4	7	55 Matt RAINBOW	8 60 Geri NICOSIA
ROW 3	5	76 Carlito MIRACCO	6 2 Alex TOTH JONES
ROW 2	3	13 James KELLETT	4 41 Ryan HADFIELD
ROW 1	1	44 Max BIRD	2 48 Gordon MUTCH

Pole

Donington Park GP
Circuit Length = 2.4873 miles

These results are provisional until the conclusion of any judicial and technical matters.

Clerk Of Course :	Timekeeper :
-------------------	--------------

Results can be found at www.tsl-timing.com

Printed - 15:13 Saturday, 22 September 2018



Protyre Motorsport Ginetta GT5 Challenge - Race 2 - Round 16

EVENT RACE 9 - CLASSIFICATION

POS	NO	CL	PIC NAME	ENTRY	LAPS	TIME	GAP	DIFF	MPH	BEST	ON
1	44	Pro	1 Max BIRD	Century Motorsport	7	15:48.545			65.93	1:45.973	5
2	13	Pro	2 James KELLETT	Century Motorsport	7	15:48.957	0.412	0.412	65.90	1:46.047	5
3	2	Pro	3 Alex TOTH JONES	Richardson Racing	7	15:54.001	5.456	5.044	65.56	1:47.394	5
4	60	Pro	4 Geri NICOSIA	Optimum Motorsport	7	15:55.259	6.714	1.258	65.47	1:47.424	5
5	76	Pro	5 Carlito MIRACCO	Privateer	7	15:55.823	7.278	0.564	65.43	1:47.823	6
6	88	Pro	6 Matt PALMER	Privateer	7	15:56.088	7.543	0.265	65.41	1:47.492	6
7	41	Pro	7 Ryan HADFIELD	Xentek Motorsport	7	15:59.325	10.780	3.237	65.19	1:47.242	7
8	23	Pro	8 Josh HISLOP	Race Car Consultants	7	15:59.906	11.361	0.581	65.15	1:48.497	6
9	83	Pro	9 Sebastian ARENRAM	Reflex Racing	7	16:02.152	13.607	2.246	65.00	1:49.110	7
10	29	Pro	10 Ashley MARSHALL	Xentek Motorsport	7	16:02.298	13.753	0.146	64.99	1:48.184	7
11	35	Am	1 Lucky KHERA	W2R Motorsport	7	16:02.812	14.267	0.514	64.96	1:49.412	5
12	22	Pro	11 Connor O'BRIEN	Optimum Motorsport	7	16:04.039	15.494	1.227	64.87	1:48.044	7
13	98	Am	2 Lee FROST	W2R Motorsport	7	16:04.266	15.721	0.227	64.86	1:49.568	6
14	38	Pro	12 Matt MAXTED	Privateer	7	16:05.019	16.474	0.753	64.81	1:49.316	7
15	40	Am	3 Nick HALSTEAD	Fox Motorsport	7	16:05.989	17.444	0.970	64.74	1:47.970	7
16	48	Pro	13 Gordon MUTCH	Fox Motorsport	7	16:06.483	17.938	0.494	64.71	1:47.403	7
17	55	Pro	14 Matt RAINBOW	Xentek Motorsport	7	16:10.348	21.803	3.865	64.45	1:49.488	6
18	33	Am	4 Dale ALBUTT	Privateer	7	16:14.442	25.897	4.094	64.18	1:49.862	6
19	25	Pro	15 Connor GRADY	Privateer	7	16:16.346	27.801	1.904	64.05	1:48.401	7
20	12	Pro	16 Morgan QUINN	GBR	7	16:17.781	29.236	1.435	63.96	1:51.603	5
21	53	Am	5 Matt KONCZOS	Fox Motorsport	7	16:21.116	32.571	3.335	63.74	1:53.617	7
22	17	Am	6 Wesley PEARCE	Assetto Motosport	7	16:35.346	46.801	14.230	62.83	1:50.543	5
23	51	Am	7 Axel VAN NEDERVEEN	Mathew Bentley	7	16:36.841	48.296	1.495	62.74	1:51.571	5
24	24	Pro	17 Will DYRDAL	W2R Motorsport	6	16:13.969	1 Lap	1 Lap	55.02	1:48.650	6

NOT CLASSIFIED

DNF	11	Am	James TOWNSEND	Fox Motorsport	5	12:25.532	2 Laps	1 Lap	59.87	1:51.608	5
DNF	16	Am	Adrian CAMPBELL-SMITH	W2R Motorsport	5	12:28.861	2 Laps	3.329	59.60	1:50.312	5
DNF	31	Pro	Charlie DIGBY	HHC Motorsport	0						
DNF	50	Pro	Katie MILNER	Team Merlin	0						
DNF	10	Pro	Gus BOWERS	HHC Motorsport	0						
DNF	81	Am	Phil MCGARTY	Assetto Motosport	0						
DNF	58	Am	Jonny GREENWOOD	Privateer	0						

FASTEST LAP

44	Pro	Max BIRD	Century Motorsport	5	1:45.973	84.49 mph	135.98 kph
40	Am	Nick HALSTEAD	Fox Motorsport	7	1:47.970	82.93 mph	133.47 kph

Weather / Track : Bright / Dry

These results are provisional until the conclusion of any judicial and technical matters.

Donington Park GP

Circuit Length = 2.4873 miles

Start: 12:17 Flag 12:32 End: 12:34

Clerk Of Course :

Timekeeper :

Results can be found at www.tsl-timing.com

Printed - 12:34 Sunday, 23 September 2018



Protyre Motorsport Ginetta GT5 Challenge - Race 2 - Round 16

EVENT RACE 9 - LAP CHART

LAP 1 @ 12:19:06.805			LAP 2 @ 12:22:15.069			LAP 3 @ 12:24:55.561			LAP 4 @ 12:27:32.498			LAP 5 @ 12:29:18.471		
NO	BEHIND	LAP TIME	NO	BEHIND	LAP TIME	NO	BEHIND	LAP TIME	NO	BEHIND	LAP TIME	NO	BEHIND	LAP TIME
44		2:03.709	44		3:08.264	44		2:40.492	44		2:36.937	44		1:45.973
13	0.836	2:04.545	13	1.276	3:08.704	13	0.631	2:39.847	13	0.305	2:36.611	13	0.379	1:46.047
60	2.098	2:05.807	60	1.937	3:08.103	60	1.544	2:40.099	60	0.580	2:35.973	60	2.031	1:47.424
2	2.554	2:06.263	2	2.357	3:08.067	2	1.999	2:40.134	2	0.962	2:35.900	2	2.383	1:47.394
41	3.506	2:07.215	41	2.922	3:07.680	41	3.131	2:40.701	41	1.493	2:35.299	76	4.198	1:48.186
76	4.500	2:08.209	76	4.099	3:07.863	76	4.141	2:40.534	76	1.985	2:34.781	88	5.567	1:48.556
83	5.246	2:08.955	83	5.045	3:08.063	83	4.912	2:40.359	83	2.357	2:34.382	23	7.148	1:49.473
88	5.849	2:09.558	88	6.283	3:08.698	88	5.468	2:39.677	88	2.984	2:34.453	35	7.443	1:49.412
23	6.410	2:10.119	23	7.042	3:08.896	23	6.594	2:40.044	23	3.648	2:33.991	83	8.353	1:51.969
35	6.904	2:10.613	35	7.582	3:08.942	35	6.980	2:39.890	35	4.004	2:33.961	41	8.630	1:53.110
11	7.927	2:11.636	11	8.149	3:08.486	11	7.622	2:39.965	11	4.522	2:33.837	98	9.547	1:50.504
98	9.993	2:13.702	98	9.617	3:07.888	98	8.971	2:39.846	98	5.016	2:32.982	29	9.756	1:49.505
51	10.647	2:14.356	51	10.365	3:07.982	51	9.726	2:39.853	51	5.747	2:32.958	11	10.157	1:51.608
29	11.803	2:15.512	29	11.507	3:07.968	29	10.712	2:39.697	29	6.224	2:32.449	38	10.628	1:49.411
53	12.340	2:16.049	53	12.075	3:07.999	53	11.249	2:39.666	53	7.009	2:32.697	51	11.345	1:51.571
38	13.140	2:16.849	38	12.541	3:07.665	38	12.327	2:40.278	38	7.190	2:31.800	22	11.440	1:49.979
22	13.996	2:17.705	22	14.024	3:08.292	22	13.982	2:40.450	22	7.434	2:30.389	40	11.966	1:49.958
40	14.972	2:18.681	40	15.246	3:08.538	40	14.745	2:39.991	40	7.981	2:30.173	17	13.143	1:50.543
17	15.893	2:19.602	17	16.185	3:08.556	17	15.292	2:39.599	17	8.573	2:30.218	16	13.486	1:50.312
16	16.775	2:20.484	16	17.781	3:09.270	16	16.156	2:38.867	16	9.147	2:29.928	48	14.089	1:48.800
33	17.642	2:21.351	33	18.385	3:09.007	33	16.737	2:38.844	33	9.662	2:29.862	55	14.923	1:50.567
12	18.000	2:21.709	12	18.677	3:08.941	12	17.119	2:38.934	12	10.005	2:29.823	12	15.635	1:51.603
55	18.977	2:22.686	55	19.257	3:08.544	55	17.456	2:38.691	55	10.329	2:29.810	24	1 Lap	1:50.601
25	20.316	2:24.025	25	19.870	3:07.818	25	18.196	2:38.818	25	10.973	2:29.714	33	17.386	1:53.697
48	22.815	2:26.524	48	20.112	3:05.561	48	18.659	2:39.039	48	11.262	2:29.540	53	18.119	1:57.083
			24	1 Lap	5:33.028	24	1 Lap	2:38.762	24	1 Lap	2:29.408	25	23.780	1:58.780
			SC	1 Lap	2:40.610	SC	1 Lap	2:27.496 P						

Weather / Track : Bright / Dry

Protyre Motorsport Ginetta GT5 Challenge - Race 2 - Round 16

EVENT RACE 9 - LAP CHART

LAP 6 @ 12:31:04.739			LAP 7 @ 12:32:51.641		
NO	BEHIND	LAP TIME	NO	BEHIND	LAP TIME
44		1:46.268	44		1:46.902
13	0.629	1:46.518	13	0.412	1:46.685
2	4.933	1:48.818	2	5.456	1:47.425
60	5.292	1:49.529	60	6.714	1:48.324
76	5.753	1:47.823	76	7.278	1:48.427
88	6.791	1:47.492	88	7.543	1:47.654
23	9.377	1:48.497	41	10.780	1:47.242
41	10.440	1:48.078	23	11.361	1:48.886
35	11.176	1:50.001	83	13.607	1:49.110
83	11.399	1:49.314	29	13.753	1:48.184
29	12.471	1:48.983	35	14.267	1:49.993
98	12.847	1:49.568	22	15.494	1:48.044
38	14.060	1:49.700	98	15.721	1:49.776
22	14.352	1:49.180	38	16.474	1:49.316
40	16.376	1:50.678	40	17.444	1:47.970
48	17.437	1:49.616	48	17.938	1:47.403
17	18.016	1:51.141	55	21.803	1:50.562
55	18.143	1:49.488	24	1 Lap	1:48.650
33	20.980	1:49.862	33	25.897	1:51.819
24	1 Lap	1:53.520	25	27.801	1:48.401
12	24.048	1:54.681	12	29.236	1:52.090
53	25.856	1:54.005	53	32.571	1:53.617
25	26.302	1:48.790	17	46.801	2:15.687
51	38.841	2:13.764	51	48.296	1:56.357

Weather / Track : Bright / Dry

Results can be found at www.tsl-timing.com

Page 2 of 2

Donington Park GP
Circuit Length = 2.4873 miles
Start: 12:17 Flag 12:32 End: 12:34

Printed - 12:36 Sunday, 23 September 2018

Protyre Motorsport Ginetta GT5 Challenge - Race 2 - Round 16

EVENT RACE 9 - POSITION CHART

No	Name	Lap							
		Pos	1	2	3	4	5	6	7
44	BIRD	1	44	44	44	44	44	44	44
48	MUTCH	2	13	13	13	13	13	13	13
13	KELLETT	3	60	60	60	60	60	2	2
41	HADFIELD	4	2	2	2	2	2	60	60
76	MIRACCO	5	41	41	41	41	76	76	76
2	TOTH JONES	6	76	76	76	76	88	88	88
55	RAINBOW	7	83	83	83	83	23	23	41
60	NICOSIA	8	88	88	88	88	35	41	23
12	QUINN	9	23	23	23	23	83	35	83
22	O'BRIEN	10	35	35	35	35	41	83	29
31	DIGBY	11	11	11	11	11	98	29	35
50	MILNER	12	98	98	98	98	29	98	22
83	ARENRAM	13	51	51	51	51	11	38	98
40	HALSTEAD	14	29	29	29	29	38	22	38
23	HISLOP	15	53	53	53	53	51	40	40
10	BOWERS	16	38	38	38	38	22	48	48
35	KHERA	17	22	22	22	22	40	17	55
38	MAXTED	18	40	40	40	40	17	55	33
88	PALMER	19	17	17	17	17	16	33	25
24	DYRDAL	20	16	16	16	16	48	12	12
98	FROST	21	33	33	33	33	55	53	53
16	CAMPBELL-SMITH	22	12	12	12	12	12	25	17
25	GRADY	23	55	55	55	55	33	51	51
17	PEARCE	24	25	25	25	25	53	24	
11	TOWNSEND	25	48	48	48	48	25		
29	MARSHALL	26	24	24	24	24	24		
51	VAN NEDERVEEN	27	SC	SC					
81	MCGARTY	28							
53	KONCZOS	29							
58	GREENWOOD	30							
33	ALBUTT	31							

Weather / Track : Bright / Dry

Results can be found at www.tsl-timing.com

Donington Park GP
 Circuit Length = 2.4873 miles
 Start: 12:17 Flag 12:32 End: 12:34

Printed - 12:37 Sunday, 23 September 2018

Protyre Motorsport Ginetta GT5 Challenge - Race 2 - Round 16

EVENT RACE 9 - BEST SECTORS

SECTOR 1			SECTOR 2			SECTOR 3			IDEAL / BEST COMPARISON						
POS	NO	NAME	TIME	NO	NAME	TIME	NO	NAME	TIME	POS	NO	NAME	IDEAL	BEST	DIFF
													PERFECT LAP	1:45.538	
1	13	KELLETT	23.614	13	KELLETT	41.120	44	BIRD	40.804	1	13	KELLETT	1:45.611	1:46.047	0.436
2	2	TOTH JONES	23.723	44	BIRD	41.387	13	KELLETT	40.877	2	44	BIRD	1:45.969	1:45.973	0.004
3	60	NICOSIA	23.744	88	PALMER	41.456	41	HADFIELD	41.359	3	2	TOTH JONES	1:46.823	1:47.394	0.571
4	44	BIRD	23.778	2	TOTH JONES	41.568	22	O'BRIEN	41.473	4	88	PALMER	1:46.884	1:47.492	0.608
5	88	PALMER	23.800	41	HADFIELD	41.898	48	MUTCH	41.479	5	41	HADFIELD	1:47.103	1:47.242	0.139
6	76	MIRACCO	23.802	60	NICOSIA	41.924	2	TOTH JONES	41.532	6	48	MUTCH	1:47.403	1:47.403	0.000
7	41	HADFIELD	23.846	48	MUTCH	41.929	88	PALMER	41.628	7	60	NICOSIA	1:47.424	1:47.424	0.000
8	29	MARSHALL	23.936	40	HALSTEAD	42.018	40	HALSTEAD	41.747	8	76	MIRACCO	1:47.735	1:47.823	0.088
9	55	RAINBOW	23.937	76	MIRACCO	42.026	60	NICOSIA	41.756	9	22	O'BRIEN	1:47.754	1:48.044	0.290
10	38	MAXTED	23.944	23	HISLOP	42.039	38	MAXTED	41.834	10	40	HALSTEAD	1:47.838	1:47.970	0.132
11	24	DYRDAL	23.989	22	O'BRIEN	42.083	25	GRADY	41.886	11	25	GRADY	1:48.124	1:48.401	0.277
12	48	MUTCH	23.995	24	DYRDAL	42.150	76	MIRACCO	41.907	12	29	MARSHALL	1:48.184	1:48.184	0.000
13	83	ARENRAM	24.029	35	KHERA	42.159	16	CAMPBELL-SMITH	41.918	13	38	MAXTED	1:48.187	1:49.316	1.129
14	98	FROST	24.051	25	GRADY	42.182	29	MARSHALL	42.007	14	35	KHERA	1:48.364	1:49.412	1.048
15	25	GRADY	24.056	55	RAINBOW	42.222	83	ARENRAM	42.070	15	23	HISLOP	1:48.418	1:48.497	0.079
16	40	HALSTEAD	24.073	29	MARSHALL	42.241	35	KHERA	42.092	16	83	ARENRAM	1:48.637	1:49.110	0.473
17	23	HISLOP	24.105	33	ALBUTT	42.251	23	HISLOP	42.274	17	24	DYRDAL	1:48.650	1:48.650	0.000
18	12	QUINN	24.110	38	MAXTED	42.409	12	QUINN	42.384	18	55	RAINBOW	1:48.957	1:49.488	0.531
19	35	KHERA	24.113	83	ARENRAM	42.538	24	DYRDAL	42.511	19	16	CAMPBELL-SMITH	1:48.962	1:50.312	1.350
20	11	TOWNSEND	24.162	98	FROST	42.542	17	PEARCE	42.525	20	98	FROST	1:49.334	1:49.568	0.234
21	22	O'BRIEN	24.198	17	PEARCE	42.709	98	FROST	42.741	21	17	PEARCE	1:49.509	1:50.543	1.034
22	16	CAMPBELL-SMITH	24.217	11	TOWNSEND	42.729	55	RAINBOW	42.798	22	33	ALBUTT	1:49.862	1:49.862	0.000
23	51	VAN NEDERVEEN	24.256	16	CAMPBELL-SMITH	42.827	33	ALBUTT	43.263	23	12	QUINN	1:50.015	1:51.603	1.588
24	17	PEARCE	24.275	51	VAN NEDERVEEN	42.941	53	KONCZOS	43.993	24	51	VAN NEDERVEEN	1:51.571	1:51.571	0.000
25	33	ALBUTT	24.348	12	QUINN	43.521	51	VAN NEDERVEEN	44.374	25	11	TOWNSEND	1:51.608	1:51.608	0.000
26	53	KONCZOS	24.919	53	KONCZOS	44.320	11	TOWNSEND	44.717	26	53	KONCZOS	1:53.232	1:53.617	0.385
27															
28															
29															
30															
31															

Weather / Track : Bright / Dry

Results can be found at www.tsl-timing.com

Donington Park GP
 Circuit Length = 2.4873 miles
 Start: 12:17 Flag 12:32 End: 12:34

Printed - 12:35 Sunday, 23 September 2018

Protyre Motorsport Ginetta GT5 Challenge - Race 2 - Round 16

EVENT RACE 9 - BEST SPEEDS

POS	INTERMEDIATE 1			INTERMEDIATE 2			FINISH LINE		
	NO	NAME	MPH	NO	NAME	MPH	NO	NAME	MPH
1	24	DYRDAL	116.5	24	DYRDAL	112.7	60	NICOSIA	80.8
2	13	KELLETT	115.7	48	MUTCH	112.2	25	GRADY	80.3
3	23	HISLOP	115.7	16	CAMPBELL-SMITH	112.0	44	BIRD	80.2
4	35	KHERA	115.5	29	MARSHALL	111.8	13	KELLETT	80.2
5	98	FROST	115.5	98	FROST	111.8	29	MARSHALL	80.1
6	48	MUTCH	115.5	33	ALBUTT	111.6	41	HADFIELD	79.8
7	88	PALMER	115.3	25	GRADY	111.6	40	HALSTEAD	79.8
8	83	ARENRAM	115.3	55	RAINBOW	111.4	22	O'BRIEN	79.7
9	11	TOWNSEND	115.3	13	KELLETT	111.2	48	MUTCH	79.7
10	41	HADFIELD	115.1	2	TOTH JONES	111.1	98	FROST	79.5
11	55	RAINBOW	115.1	35	KHERA	110.9	38	MAXTED	79.5
12	29	MARSHALL	114.9	60	NICOSIA	110.7	55	RAINBOW	79.5
13	22	O'BRIEN	114.9	83	ARENRAM	110.7	2	TOTH JONES	79.1
14	2	TOTH JONES	114.7	40	HALSTEAD	110.7	83	ARENRAM	79.1
15	53	KONCZOS	114.7	44	BIRD	110.1	88	PALMER	79.0
16	38	MAXTED	114.1	41	HADFIELD	110.0	24	DYRDAL	79.0
17	40	HALSTEAD	114.1	38	MAXTED	109.8	16	CAMPBELL-SMITH	78.9
18	76	MIRACCO	113.9	51	VAN NEDERVEEN	109.8	23	HISLOP	78.7
19	25	GRADY	113.9	88	PALMER	109.6	76	MIRACCO	78.6
20	44	BIRD	113.5	22	O'BRIEN	109.4	35	KHERA	78.6
21	60	NICOSIA	113.5	11	TOWNSEND	109.2	12	QUINN	78.6
22	51	VAN NEDERVEEN	113.3	76	MIRACCO	109.1	11	TOWNSEND	78.6
23	12	QUINN	112.9	17	PEARCE	109.1	17	PEARCE	78.5
24	17	PEARCE	112.5	23	HISLOP	108.9	33	ALBUTT	78.3
25	33	ALBUTT	111.8	12	QUINN	108.9	51	VAN NEDERVEEN	78.0
26	16	CAMPBELL-SMITH	108.0	53	KONCZOS	107.0	53	KONCZOS	77.6
27									
28									
29									
30									
31									

Weather / Track : Bright / Dry

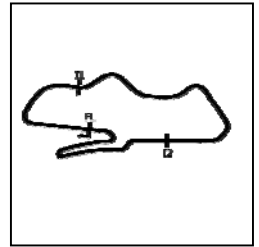
Results can be found at www.tsl-timing.com

Donington Park GP
Circuit Length = 2.4873 miles
Start: 12:17 Flag 12:32 End: 12:34

Printed - 12:36 Sunday, 23 September 2018

Protyre Motorsport Ginetta GT5 Challenge - Race 2 - Round 16

EVENT RACE 9 - SECTOR ANALYSIS



SECTOR 1 = FL to I1, SECTOR 2 = I1 to I2, SECTOR 3 = I2 to FL, DIFF = Difference To Personal Best Lap, P = Crossed Finish Line in Pit Lane, D = Time Disallowed

P1 44 Pro Max BIRD		Century Motorsport								
IDEAL LAP TIME : 1:45.969		BEST LAP TIME : 1:45.973			DIFFERENCE : 0.004					
LAP	SECTOR 1		SECTOR 2		SECTOR 3		LAP TIME	MPH	DIFF	TIME OF DAY
1 -		112.9	45.853	79.5	49.535	61.3	2:03.709	72.38	17.736	12:19:06.805
2 -	54.867	47.0	1:12.465	56.3	1:00.932	54.1	3:08.264	47.56	1:22.291	12:22:15.069
3 -	41.250	56.6	1:02.761	63.6	56.481	57.9	2:40.492	55.79	54.519	12:24:55.561
4 -	38.312	72.4	54.865	58.6	1:03.760	80.2	2:36.937	57.05	50.964	12:27:32.498
5 -	23.782	113.5	41.387	110.1	40.804	78.9	1:45.973 (1)	84.49		12:29:18.471
6 -	23.826	111.6	41.454	109.1	40.988	79.3	1:46.268 (2)	84.26	0.295	12:31:04.739
7 -	23.778	113.3	41.431	110.0	41.693	78.2	1:46.902 (3)	83.76	0.929	12:32:51.641

P2 13 Pro James KELLETT		Century Motorsport								
IDEAL LAP TIME : 1:45.611		BEST LAP TIME : 1:46.047			DIFFERENCE : 0.436					
LAP	SECTOR 1		SECTOR 2		SECTOR 3		LAP TIME	MPH	DIFF	TIME OF DAY
1 -		114.3	46.413	76.0	49.641	64.4	2:04.545	71.89	18.498	12:19:07.641
2 -	55.363	52.3	1:11.962	55.2	1:01.379	48.2	3:08.704	47.45	1:22.657	12:22:16.345
3 -	40.475	56.8	1:03.060	61.2	56.312	57.4	2:39.847	56.01	53.800	12:24:56.192
4 -	38.337	72.1	54.541	59.6	1:03.733	80.2	2:36.611	57.17	50.564	12:27:32.803
5 -	23.718	115.7	41.452	109.8	40.877	79.6	1:46.047 (1)	84.43		12:29:18.850
6 -	23.899	113.7	41.446	110.3	41.173	78.9	1:46.518 (2)	84.06	0.471	12:31:05.368
7 -	23.614	115.3	41.120	111.2	41.951	79.6	1:46.685 (3)	83.93	0.638	12:32:52.053

P3 2 Pro Alex TOTH JONES		Richardson Racing								
IDEAL LAP TIME : 1:46.823		BEST LAP TIME : 1:47.394			DIFFERENCE : 0.571					
LAP	SECTOR 1		SECTOR 2		SECTOR 3		LAP TIME	MPH	DIFF	TIME OF DAY
1 -		110.5	46.856	71.4	50.413	58.2	2:06.263	70.91	18.869	12:19:09.359
2 -	54.787	56.0	1:11.705	53.4	1:01.575	49.3	3:08.067	47.61	1:20.673	12:22:17.426
3 -	40.286	71.6	1:03.292	63.6	56.556	64.4	2:40.134	55.91	52.740	12:24:57.560
4 -	39.261	73.8	53.183	58.7	1:03.456	79.1	2:35.900	57.43	48.506	12:27:33.460
5 -	23.871	114.1	41.568	111.1	41.955	77.9	1:47.394 (1)	83.37		12:29:20.854
6 -	23.723	114.7	43.195	105.8	41.900	78.7	1:48.818 (3)	82.28	1.424	12:31:09.672
7 -	23.993	113.3	41.900	107.8	41.532	78.7	1:47.425 (2)	83.35	0.031	12:32:57.097

P4 60 Pro Geri NICOSIA		Optimum Motorsport								
IDEAL LAP TIME : 1:47.424		BEST LAP TIME : 1:47.424			DIFFERENCE : 0.000					
LAP	SECTOR 1		SECTOR 2		SECTOR 3		LAP TIME	MPH	DIFF	TIME OF DAY
1 -		111.4	46.556	75.4	50.397	58.8	2:05.807	71.17	18.383	12:19:08.903
2 -	54.655	51.9	1:11.953	54.2	1:01.495	47.2	3:08.103	47.60	1:20.679	12:22:17.006
3 -	40.317	63.1	1:03.163	66.9	56.619	60.6	2:40.099	55.93	52.675	12:24:57.105
4 -	38.327	80.5	54.200	60.6	1:03.446	80.8	2:35.973	57.41	48.549	12:27:33.078
5 -	23.744	113.3	41.924	110.7	41.756	79.7	1:47.424 (1)	83.35		12:29:20.502
6 -	23.827	112.2	43.482	106.1	42.220	79.2	1:49.529 (3)	81.75	2.105	12:31:10.031
7 -	24.119	113.5	42.091	109.1	42.114	77.9	1:48.324 (2)	82.66	0.900	12:32:58.355

P5 76 Pro Carlito MIRACCO		Privateer								
IDEAL LAP TIME : 1:47.735		BEST LAP TIME : 1:47.823			DIFFERENCE : 0.088					
LAP	SECTOR 1		SECTOR 2		SECTOR 3		LAP TIME	MPH	DIFF	TIME OF DAY
1 -		110.7	47.743	75.1	50.769	53.1	2:08.209	69.84	20.386	12:19:11.305
2 -	54.263	51.8	1:11.414	52.4	1:02.186	52.0	3:07.863	47.66	1:20.040	12:22:19.168
3 -	39.928	63.1	1:03.430	62.9	57.176	49.3	2:40.534	55.77	52.711	12:24:59.702
4 -	37.972	72.3	53.353	65.8	1:03.456	78.6	2:34.781	57.85	46.958	12:27:34.483
5 -	23.833	113.9	42.374	104.2	41.979	77.6	1:48.186 (2)	82.76	0.363	12:29:22.669
6 -	23.802	113.1	42.114	108.5	41.907	78.4	1:47.823 (1)	83.04		12:31:10.492
7 -	23.845	112.4	42.026	109.1	42.556	74.9	1:48.427 (3)	82.58	0.604	12:32:58.919

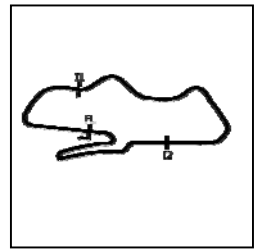
P6 88 Pro Matt PALMER		Privateer								
IDEAL LAP TIME : 1:46.884		BEST LAP TIME : 1:47.492			DIFFERENCE : 0.608					
LAP	SECTOR 1		SECTOR 2		SECTOR 3		LAP TIME	MPH	DIFF	TIME OF DAY

Weather / Track : Bright / Dry

Donington Park GP
Circuit Length = 2.4873 miles
Start: 12:17 Flag 12:32 End: 12:34

Protyre Motorsport Ginetta GT5 Challenge - Race 2 - Round 16

EVENT RACE 9 - SECTOR ANALYSIS



SECTOR 1 = FL to I1, SECTOR 2 = I1 to I2, SECTOR 3 = I2 to FL, DIFF = Difference To Personal Best Lap, P = Crossed Finish Line in Pit Lane, D = Time Disallowed

LAP	SECTOR 1	SECTOR 2	SECTOR 3	LAP TIME	MPH	DIFF	TIME OF DAY
1 -	112.0	48.541	63.3	50.009	52.5	2:09.558	69.11 22.066 12:19:12.654
2 -	54.527 50.0	1:11.670	54.3	1:02.501	54.0	3:08.698	47.45 1:21.206 12:22:21.352
3 -	39.634 66.2	1:03.359	64.3	56.684	47.6	2:39.677	56.07 52.185 12:25:01.029
4 -	37.892 84.7	53.029	68.1	1:03.532	78.8	2:34.453	57.97 46.961 12:27:35.482
5 -	23.800 115.3	42.984	107.0	41.772	78.1	1:48.556 (3)	82.48 1.064 12:29:24.038
6 -	23.969 113.3	41.895	109.4	41.628	77.8	1:47.492 (1)	83.30 12:31:11.530
7 -	23.988 114.3	41.456	109.6	42.210	79.0	1:47.654 (2)	83.17 0.162 12:32:59.184

P7	41 Pro	Ryan HADFIELD	Xentek Motorsport
IDEAL LAP TIME : 1:47.103		BEST LAP TIME : 1:47.242	DIFFERENCE : 0.139

LAP	SECTOR 1	SECTOR 2	SECTOR 3	LAP TIME	MPH	DIFF	TIME OF DAY
1 -	108.4	47.375	73.0	50.501	58.9	2:07.215	70.38 19.973 12:19:10.311
2 -	54.478 49.3	1:11.776	53.1	1:01.426	50.7	3:07.680	47.71 1:20.438 12:22:17.991
3 -	40.310 71.1	1:03.670	63.3	56.721	53.3	2:40.701	55.72 53.459 12:24:58.692
4 -	38.482 73.1	53.327	56.5	1:03.490	79.2	2:35.299	57.65 48.057 12:27:33.991
5 -	23.870 114.5	45.421	83.9	43.819	79.8	1:53.110 (3)	79.16 5.868 12:29:27.101
6 -	24.260 114.1	42.459	108.9	41.359	79.2	1:48.078 (2)	82.85 0.836 12:31:15.179
7 -	23.846 115.1	41.898	110.0	41.498	78.7	1:47.242 (1)	83.49 12:33:02.421

P8	23 Pro	Josh HISLOP	Race Car Consultants
IDEAL LAP TIME : 1:48.418		BEST LAP TIME : 1:48.497	DIFFERENCE : 0.079

LAP	SECTOR 1	SECTOR 2	SECTOR 3	LAP TIME	MPH	DIFF	TIME OF DAY
1 -	111.4	48.652	64.3	50.178	55.0	2:10.119	68.81 21.622 12:19:13.215
2 -	54.550 52.2	1:11.751	53.0	1:02.595	54.9	3:08.896	47.40 1:20.399 12:22:22.111
3 -	39.603 64.5	1:03.214	64.1	57.227	50.3	2:40.044	55.94 51.547 12:25:02.155
4 -	37.340 82.2	52.990	67.3	1:03.661	78.5	2:33.991	58.14 45.494 12:27:36.146
5 -	24.291 115.7	42.908	107.7	42.274	78.7	1:49.473 (3)	81.79 0.976 12:29:25.619
6 -	24.175 114.3	42.039	108.9	42.283	77.8	1:48.497 (1)	82.53 12:31:14.116
7 -	24.105 114.5	42.078	108.9	42.703	77.6	1:48.886 (2)	82.23 0.389 12:33:03.002

P9	83 Pro	Sebastian ARENRAM	Reflex Racing
IDEAL LAP TIME : 1:48.637		BEST LAP TIME : 1:49.110	DIFFERENCE : 0.473

LAP	SECTOR 1	SECTOR 2	SECTOR 3	LAP TIME	MPH	DIFF	TIME OF DAY
1 -	110.1	49.138	68.8	49.922	50.8	2:08.955	69.43 19.845 12:19:12.051
2 -	54.516 49.2	1:11.566	54.4	1:01.981	49.7	3:08.063	47.61 1:18.953 12:22:20.114
3 -	40.090 74.8	1:03.327	74.1	56.942	46.7	2:40.359	55.84 51.249 12:25:00.473
4 -	37.729 75.4	53.251	66.4	1:03.402	79.1	2:34.382	58.00 45.272 12:27:34.855
5 -	24.029 115.3	45.069	104.8	42.871	77.7	1:51.969 (3)	79.97 2.859 12:29:26.824
6 -	24.706 112.0	42.538	110.7	42.070	78.6	1:49.314 (2)	81.91 0.204 12:31:16.138
7 -	24.398 113.5	42.552	109.2	42.160	78.6	1:49.110 (1)	82.06 12:33:05.248

P10	29 Pro	Ashley MARSHALL	Xentek Motorsport
IDEAL LAP TIME : 1:48.184		BEST LAP TIME : 1:48.184	DIFFERENCE : 0.000

LAP	SECTOR 1	SECTOR 2	SECTOR 3	LAP TIME	MPH	DIFF	TIME OF DAY
1 -	103.4	50.170	63.0	52.090	60.7	2:15.512	66.07 27.328 12:19:18.608
2 -	52.639 50.9	1:11.611	51.0	1:03.718	56.1	3:07.968	47.63 1:19.784 12:22:26.576
3 -	38.720 59.3	1:03.671	54.3	57.306	68.5	2:39.697	56.07 51.513 12:25:06.273
4 -	38.297 72.9	51.463	67.5	1:02.689	78.3	2:32.449	58.73 44.265 12:27:38.722
5 -	24.077 112.9	42.753	111.8	42.675	79.6	1:49.505 (3)	81.77 1.321 12:29:28.227
6 -	24.353 114.3	42.481	111.6	42.149	79.6	1:48.983 (2)	82.16 0.799 12:31:17.210
7 -	23.936 114.9	42.241	110.0	42.007	80.1	1:48.184 (1)	82.77 12:33:05.394

P11	35 Am	Lucky KHERA	W2R Motorsport
IDEAL LAP TIME : 1:48.364		BEST LAP TIME : 1:49.412	DIFFERENCE : 1.048

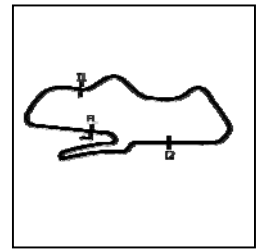
LAP	SECTOR 1	SECTOR 2	SECTOR 3	LAP TIME	MPH	DIFF	TIME OF DAY
1 -	109.1	48.934	64.9	50.212	56.0	2:10.613	68.55 21.201 12:19:13.709
2 -	54.620 52.7	1:11.659	53.3	1:02.663	56.8	3:08.942	47.39 1:19.530 12:22:22.651
3 -	39.582 63.9	1:03.426	63.7	56.882	52.7	2:39.890	56.00 50.478 12:25:02.541
4 -	37.408 87.2	53.087	70.2	1:03.466	78.4	2:33.961	58.16 44.549 12:27:36.502

Weather / Track : Bright / Dry

Donington Park GP
Circuit Length = 2.4873 miles
Start: 12:17 Flag 12:32 End: 12:34

Protyre Motorsport Ginetta GT5 Challenge - Race 2 - Round 16

EVENT RACE 9 - SECTOR ANALYSIS



SECTOR 1 = FL to I1, SECTOR 2 = I1 to I2, SECTOR 3 = I2 to FL, DIFF = Difference To Personal Best Lap, P = Crossed Finish Line in Pit Lane, D = Time Disallowed

5 -	24.113	115.5	42.876	109.2	42.423	78.3	1:49.412 (1)	81.84			12:29:25.914
6 -	24.125	114.5	42.159	110.9	43.717	78.6	1:50.001 (3)	81.40	0.589		12:31:15.915
7 -	24.856	109.6	43.045	110.7	42.092	78.4	1:49.993 (2)	81.40	0.581		12:33:05.908

P12 22 Pro		Connor O'BRIEN		Optimum Motorsport							
IDEAL LAP TIME : 1:47.754		BEST LAP TIME : 1:48.044		DIFFERENCE : 0.290							
LAP	SECTOR 1		SECTOR 2		SECTOR 3		LAP TIME	MPH	DIFF	TIME OF DAY	
1 -		101.2	47.277	72.6	49.879	56.0	2:17.705	65.02	29.661	12:19:20.801	
2 -	53.451	70.1	1:11.142	57.4	1:03.699	76.9	3:08.292	47.55	1:20.248	12:22:29.093	
3 -	38.617	61.9	1:03.256	54.7	58.577	55.9	2:40.450	55.80	52.406	12:25:09.543	
4 -	36.914	73.1	51.851	57.7	1:01.624	79.6	2:30.389	59.54	42.345	12:27:39.932	
5 -	24.682	111.8	43.486	108.5	41.811	79.1	1:49.979 (3)	81.41	1.935	12:29:29.911	
6 -	24.198	114.9	43.509	108.5	41.473	79.7	1:49.180 (2)	82.01	1.136	12:31:19.091	
7 -	24.358	113.5	42.083	109.4	41.603	79.4	1:48.044 (1)	82.87		12:33:07.135	

P13 98 Am		Lee FROST		W2R Motorsport							
IDEAL LAP TIME : 1:49.334		BEST LAP TIME : 1:49.568		DIFFERENCE : 0.234							
LAP	SECTOR 1		SECTOR 2		SECTOR 3		LAP TIME	MPH	DIFF	TIME OF DAY	
1 -		106.3	49.551	58.8	52.045	62.7	2:13.702	66.97	24.134	12:19:16.798	
2 -	52.919	49.6	1:11.911	47.5	1:03.058	54.1	3:07.888	47.65	1:18.320	12:22:24.686	
3 -	39.090	58.2	1:03.710	63.1	57.046	66.9	2:39.846	56.01	50.278	12:25:04.532	
4 -	38.446	84.6	51.988	69.5	1:02.548	78.3	2:32.982	58.53	43.414	12:27:37.514	
5 -	24.410	111.6	42.790	111.1	43.304	79.1	1:50.504 (3)	81.03	0.936	12:29:28.018	
6 -	24.285	114.7	42.542	111.8	42.741	79.5	1:49.568 (1)	81.72		12:31:17.586	
7 -	24.051	115.5	42.763	111.1	42.962	77.9	1:49.776 (2)	81.57	0.208	12:33:07.362	

P14 38 Pro		Matt MAXTED		Privateer							
IDEAL LAP TIME : 1:48.187		BEST LAP TIME : 1:49.316		DIFFERENCE : 1.129							
LAP	SECTOR 1		SECTOR 2		SECTOR 3		LAP TIME	MPH	DIFF	TIME OF DAY	
1 -		101.0	51.401	62.6	51.760	60.8	2:16.849	65.43	27.533	12:19:19.945	
2 -	52.680	55.4	1:11.463	50.4	1:03.522	56.2	3:07.665	47.71	1:18.349	12:22:27.610	
3 -	39.142	69.3	1:03.214	53.8	57.922	68.8	2:40.278	55.86	50.962	12:25:07.888	
4 -	37.870	76.0	51.713	60.5	1:02.217	78.6	2:31.800	58.98	42.484	12:27:39.688	
5 -	24.447	114.1	42.409	109.8	42.555	79.5	1:49.411 (2)	81.84	0.095	12:29:29.099	
6 -	23.944	110.0	43.922	109.2	41.834	79.4	1:49.700 (3)	81.62	0.384	12:31:18.799	
7 -	24.845	107.7	42.426	109.8	42.045	79.3	1:49.316 (1)	81.91		12:33:08.115	

P15 40 Am		Nick HALSTEAD		Fox Motorsport							
IDEAL LAP TIME : 1:47.838		BEST LAP TIME : 1:47.970		DIFFERENCE : 0.132							
LAP	SECTOR 1		SECTOR 2		SECTOR 3		LAP TIME	MPH	DIFF	TIME OF DAY	
1 -		97.5	46.648	73.1	50.210	54.9	2:18.681	64.56	30.711	12:19:21.777	
2 -	53.856	72.3	1:10.252	64.8	1:04.430	65.7	3:08.538	47.49	1:20.568	12:22:30.315	
3 -	38.183	64.0	1:03.075	61.1	58.733	54.2	2:39.991	55.96	52.021	12:25:10.306	
4 -	37.000	76.9	51.652	62.8	1:01.521	79.8	2:30.173	59.62	42.203	12:27:40.479	
5 -	24.640	110.0	43.571	110.5	41.747	79.4	1:49.958 (2)	81.43	1.988	12:29:30.437	
6 -	24.563	106.6	43.428	109.1	42.687	77.7	1:50.678 (3)	80.90	2.708	12:31:21.115	
7 -	24.073	114.1	42.018	110.7	41.879	78.4	1:47.970 (1)	82.93		12:33:09.085	

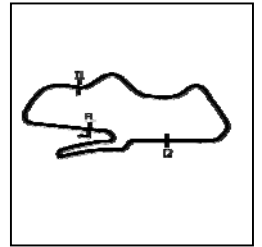
P16 48 Pro		Gordon MUTCH		Fox Motorsport							
IDEAL LAP TIME : 1:47.403		BEST LAP TIME : 1:47.403		DIFFERENCE : 0.000							
LAP	SECTOR 1		SECTOR 2		SECTOR 3		LAP TIME	MPH	DIFF	TIME OF DAY	
1 -		110.0	1:14.113	105.8	43.151	78.2	2:26.524	61.11	39.121	12:19:29.620	
2 -	56.518	101.8	1:04.994	54.8	1:04.049	58.2	3:05.561	48.25	1:18.158	12:22:35.181	
3 -	38.972	99.8	1:02.234	65.3	57.833	41.9	2:39.039	56.30	51.636	12:25:14.220	
4 -	37.759	77.3	51.107	70.9	1:00.674	79.7	2:29.540	59.88	42.137	12:27:43.760	
5 -	24.101	114.3	42.830	112.2	41.869	78.8	1:48.800 (2)	82.30	1.397	12:29:32.560	
6 -	24.003	115.5	42.612	112.0	43.001	76.6	1:49.616 (3)	81.68	2.213	12:31:22.176	
7 -	23.995	114.7	41.929	110.1	41.479	78.7	1:47.403 (1)	83.37		12:33:09.579	

Weather / Track : Bright / Dry

Donington Park GP
Circuit Length = 2.4873 miles
Start: 12:17 Flag 12:32 End: 12:34

Protyre Motorsport Ginetta GT5 Challenge - Race 2 - Round 16

EVENT RACE 9 - SECTOR ANALYSIS



SECTOR 1 = FL to I1, SECTOR 2 = I1 to I2, SECTOR 3 = I2 to FL, DIFF = Difference To Personal Best Lap, P = Crossed Finish Line in Pit Lane, D = Time Disallowed

P17 55 Pro		Matt RAINBOW		Xentek Motorsport						
IDEAL LAP TIME : 1:48.957		BEST LAP TIME : 1:49.488		DIFFERENCE : 0.531						
LAP	SECTOR 1		SECTOR 2		SECTOR 3		LAP TIME	MPH	DIFF	TIME OF DAY
1 -		98.5	46.094	75.7	50.126	76.8	2:22.686	62.75	33.198	12:19:25.782
2 -	55.474	94.3	1:08.548	59.1	1:04.522	57.4	3:08.544	47.49	1:19.056	12:22:34.326
3 -	36.841	73.2	1:03.851	63.8	57.999	52.4	2:38.691	56.42	49.203	12:25:13.017
4 -	37.093	66.7	52.008	70.5	1:00.709	79.5	2:29.810	59.77	40.322	12:27:42.827
5 -	24.493	109.4	43.276	110.7	42.798	78.6	1:50.567 (3)	80.98	1.079	12:29:33.394
6 -	23.937	115.1	42.222	111.4	43.329	77.8	1:49.488 (1)	81.78		12:31:22.882
7 -	24.554	113.1	42.494	108.2	43.514	74.3	1:50.562 (2)	80.99	1.074	12:33:13.444

P18 33 Am		Dale ALBUTT		Privateer						
IDEAL LAP TIME : 1:49.862		BEST LAP TIME : 1:49.862		DIFFERENCE : 0.000						
LAP	SECTOR 1		SECTOR 2		SECTOR 3		LAP TIME	MPH	DIFF	TIME OF DAY
1 -		89.7	48.394	76.7	49.411	65.5	2:21.351	63.34	31.489	12:19:24.447
2 -	55.810	89.2	1:08.702	58.5	1:04.495	54.8	3:09.007	47.37	1:19.145	12:22:33.454
3 -	37.043	71.2	1:03.483	64.9	58.318	49.8	2:38.844	56.37	48.982	12:25:12.298
4 -	37.062	68.6	51.986	71.6	1:00.814	78.3	2:29.862	59.75	40.000	12:27:42.160
5 -	25.430	103.7	44.709	111.6	43.558	78.1	1:53.697 (3)	78.75	3.835	12:29:35.857
6 -	24.348	109.4	42.251	110.9	43.263	77.0	1:49.862 (1)	81.50		12:31:25.719
7 -	24.514	111.8	43.410	108.9	43.895	78.1	1:51.819 (2)	80.07	1.957	12:33:17.538

P19 25 Pro		Connor GRADY		Privateer						
IDEAL LAP TIME : 1:48.124		BEST LAP TIME : 1:48.401		DIFFERENCE : 0.277						
LAP	SECTOR 1		SECTOR 2		SECTOR 3		LAP TIME	MPH	DIFF	TIME OF DAY
1 -		90.5	48.497	70.4	48.811	77.3	2:24.025	62.17	35.624	12:19:27.121
2 -	55.851	94.1	1:07.643	54.2	1:04.324	58.1	3:07.818	47.67	1:19.417	12:22:34.939
3 -	38.587	98.1	1:02.395	62.1	57.836	43.8	2:38.818	56.38	50.417	12:25:13.757
4 -	37.681	72.3	51.158	74.4	1:00.875	78.9	2:29.714	59.81	41.313	12:27:43.471
5 -	24.529	113.9	43.893	111.6	50.358	75.3	1:58.780 (3)	75.38	10.379	12:29:42.251
6 -	24.722	112.9	42.182	108.5	41.886	80.3	1:48.790 (2)	82.30	0.389	12:31:31.041
7 -	24.056	113.5	42.316	107.7	42.029	80.1	1:48.401 (1)	82.60		12:33:19.442

P20 12 Pro		Morgan QUINN		GBR						
IDEAL LAP TIME : 1:50.015		BEST LAP TIME : 1:51.603		DIFFERENCE : 1.588						
LAP	SECTOR 1		SECTOR 2		SECTOR 3		LAP TIME	MPH	DIFF	TIME OF DAY
1 -		87.9	48.390	79.5	49.552	72.1	2:21.709	63.18	30.106	12:19:24.805
2 -	55.972	91.1	1:08.518	61.2	1:04.451	57.1	3:08.941	47.39	1:17.338	12:22:33.746
3 -	37.017	72.6	1:03.524	66.7	58.393	50.9	2:38.934	56.34	47.331	12:25:12.680
4 -	37.010	65.7	51.955	72.9	1:00.858	78.4	2:29.823	59.76	38.220	12:27:42.503
5 -	24.645	111.4	44.574	108.9	42.384	78.6	1:51.603 (1)	80.23		12:29:34.106
6 -	24.110	112.9	43.521	107.8	47.050	78.0	1:54.681 (3)	78.08	3.078	12:31:28.787
7 -	24.305	112.0	43.566	106.1	44.219	77.9	1:52.090 (2)	79.88	0.487	12:33:20.877

P21 53 Am		Matt KONCZOS		Fox Motorsport						
IDEAL LAP TIME : 1:53.232		BEST LAP TIME : 1:53.617		DIFFERENCE : 0.385						
LAP	SECTOR 1		SECTOR 2		SECTOR 3		LAP TIME	MPH	DIFF	TIME OF DAY
1 -		99.4	50.899	53.6	51.691	61.1	2:16.049	65.81	22.432	12:19:19.145
2 -	52.579	52.2	1:11.716	49.7	1:03.704	55.6	3:07.999	47.63	1:14.382	12:22:27.144
3 -	38.649	61.7	1:03.742	52.3	57.275	72.6	2:39.666	56.08	46.049	12:25:06.810
4 -	38.330	70.2	51.721	65.8	1:02.646	77.6	2:32.697	58.64	39.080	12:27:39.507
5 -	24.919	114.7	45.792	103.7	46.372	73.5	1:57.083 (3)	76.47	3.466	12:29:36.590
6 -	25.130	110.9	44.320	107.0	44.555	76.4	1:54.005 (2)	78.54	0.388	12:31:30.595
7 -	25.291	111.2	44.333	106.8	43.993	75.6	1:53.617 (1)	78.81		12:33:24.212

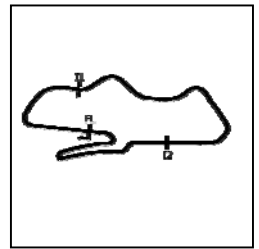
P22 17 Am		Wesley PEARCE		Assetto Motosport						
IDEAL LAP TIME : 1:49.509		BEST LAP TIME : 1:50.543		DIFFERENCE : 1.034						
LAP	SECTOR 1		SECTOR 2		SECTOR 3		LAP TIME	MPH	DIFF	TIME OF DAY

Weather / Track : Bright / Dry

Donington Park GP
Circuit Length = 2.4873 miles
Start: 12:17 Flag 12:32 End: 12:34

Protyre Motorsport Ginetta GT5 Challenge - Race 2 - Round 16

EVENT RACE 9 - SECTOR ANALYSIS



SECTOR 1 = FL to I1, SECTOR 2 = I1 to I2, SECTOR 3 = I2 to FL, DIFF = Difference To Personal Best Lap, P = Crossed Finish Line in Pit Lane, D = Time Disallowed

LAP	SECTOR 1	SECTOR 2	SECTOR 3	LAP TIME	MPH	DIFF	TIME OF DAY
1 -	93.2	46.893	68.8	49.717	51.4	2:19.602	64.14 29.059 12:19:22.698
2 -	53.485 74.8	1:11.164	62.9	1:03.907	66.5	3:08.556	47.48 1:18.013 12:22:31.254
3 -	37.771 62.8	1:03.557	60.0	58.271	56.0	2:39.599	56.10 49.056 12:25:10.853
4 -	37.080 74.9	52.021	67.0	1:01.117	78.5	2:30.218	59.60 39.675 12:27:41.071
5 -	24.372 108.4	43.646	109.1	42.525	78.2	1:50.543 (1)	81.00 12:29:31.614
6 -	24.275 112.0	42.709	108.9	44.157	76.3	1:51.141 (2)	80.56 0.598 12:31:22.755
7 -	24.417 112.5	1:06.810	108.9	44.460	77.5	2:15.687 (3)	65.99 25.144 12:33:38.442

P23 51 Am Axel VAN NEDERVEEN		Mathew Bentley	
IDEAL LAP TIME : 1:51.571	BEST LAP TIME : 1:51.571	DIFFERENCE : 0.000	

LAP	SECTOR 1	SECTOR 2	SECTOR 3	LAP TIME	MPH	DIFF	TIME OF DAY
1 -	106.3	49.383	58.3	51.874	58.5	2:14.356	66.64 22.785 12:19:17.452
2 -	53.044 48.9	1:11.650	51.0	1:03.288	58.4	3:07.982	47.63 1:16.411 12:22:25.434
3 -	39.251 61.3	1:03.663	57.0	56.939	61.6	2:39.853	56.01 48.282 12:25:05.287
4 -	38.455 80.3	51.945	68.3	1:02.558	78.0	2:32.958	58.54 41.387 12:27:38.245
5 -	24.256 113.3	42.941	109.8	44.374	76.6	1:51.571 (1)	80.25 12:29:29.816
6 -	24.970 110.7	43.542	108.0	1:05.252	75.3	2:13.764 (3)	66.94 22.193 12:31:43.580
7 -	24.474 111.8	45.763	105.0	46.120	75.3	1:56.357 (2)	76.95 4.786 12:33:39.937

P24 24 Pro Will DYRDAL		W2R Motorsport	
IDEAL LAP TIME : 1:48.650	BEST LAP TIME : 1:48.650	DIFFERENCE : 0.000	

LAP	SECTOR 1	SECTOR 2	SECTOR 3	LAP TIME	MPH	DIFF	TIME OF DAY
1 -	94.7	1:04.504	56.0	1:03.869	63.7	5:33.028	26.88 3:44.378 12:22:36.124
2 -	39.265 98.5	1:01.827	62.1	57.670	43.4	2:38.762	56.40 50.112 12:25:14.886
3 -	37.592 80.0	51.078	72.3	1:00.738	78.7	2:29.408	59.93 40.758 12:27:44.294
4 -	24.152 113.1	43.602	112.7	42.847	77.9	1:50.601 (2)	80.96 1.951 12:29:34.895
5 -	24.001 116.5	42.605	110.1	46.914	79.0	1:53.520 (3)	78.87 4.870 12:31:28.415
6 -	23.989 115.7	42.150	110.7	42.511	78.0	1:48.650 (1)	82.41 12:33:17.065

P25 11 Am James TOWNSEND		Fox Motorsport	
IDEAL LAP TIME : 1:51.608	BEST LAP TIME : 1:51.608	DIFFERENCE : 0.000	

LAP	SECTOR 1	SECTOR 2	SECTOR 3	LAP TIME	MPH	DIFF	TIME OF DAY
1 -	108.9	48.991	62.7	50.689	61.5	2:11.636	68.02 20.028 12:19:14.732
2 -	54.488 45.9	1:11.976	52.9	1:02.022	56.3	3:08.486	47.50 1:16.878 12:22:23.218
3 -	39.929 57.3	1:03.379	60.1	56.657	59.4	2:39.965 (3)	55.97 48.357 12:25:03.183
4 -	38.045 90.1	52.777	66.5	1:03.015	78.0	2:33.837 (2)	58.20 42.229 12:27:37.020
5 -	24.162 115.3	42.729	109.2	44.717	78.6	1:51.608 (1)	80.23 12:29:28.628

P26 16 Am Adrian CAMPBELL-SMITH		W2R Motorsport	
IDEAL LAP TIME : 1:48.962	BEST LAP TIME : 1:50.312	DIFFERENCE : 1.350	

LAP	SECTOR 1	SECTOR 2	SECTOR 3	LAP TIME	MPH	DIFF	TIME OF DAY
1 -	90.1	47.719	79.5	49.494	52.5	2:20.484	63.73 30.172 12:19:23.580
2 -	55.835 84.9	1:08.744	60.2	1:04.691	54.7	3:09.270	47.31 1:18.958 12:22:32.850
3 -	36.892 66.9	1:03.671	62.6	58.304	48.7	2:38.867 (3)	56.36 48.555 12:25:11.717
4 -	37.041 70.1	51.996	76.7	1:00.891	78.9	2:29.928 (2)	59.72 39.616 12:27:41.645
5 -	24.346 108.0	44.048	108.7	41.918	78.5	1:50.312 (1)	81.17 12:29:31.957

Protyre Motorsport Ginetta GT5 Challenge - Race 3 - Round 17

EVENT RACE 13 - GRID (15 minutes) - AMENDED

ROW 16	31	58	Jonny GREENWOOD				
ROW 15	29	10	Gus BOWERS	30	81	Phil MCGARTY	
ROW 14		27	31	Charlie DIGBY	28	50	Katie MILNER
ROW 13	25	11	James TOWNSEND	26	16	Adrian CAMPBELL-SMITH	
ROW 12		23	51	Axel VAN NEDERVEEN	24	24	Will DYRDAL
ROW 11	21	22	Connor O'BRIEN	22	17	Wesley PEARCE	
ROW 10		19	12	Morgan QUINN	20	53	Matt KONCZOS
ROW 9	17	33	Dale ALBUTT	18	25	Connor GRADY	
ROW 8		15	48	Gordon MUTCH	16	55	Matt RAINBOW
ROW 7	13	41	Ryan HADFIELD	14	40	Nick HALSTEAD	
ROW 6		11	98	Lee FROST	12	38	Matt MAXTED
ROW 5	9	44	Max BIRD	10	35	Lucky KHERA	
ROW 4		7	2	Alex TOTH JONES	8	13	James KELLETT
ROW 3	5	76	Carlito MIRACCO	6	60	Geri NICOSIA	
ROW 2		3	23	Josh HISLOP	4	88	Matt PALMER
ROW 1	1	29	Ashley MARSHALL	2	83	Sebastian ARENRAM	

Pole

Cars 41 & 22 – 10 Place grid penalty MSA C1.1.5 Driving in a manner incompatible with general safety

Donington Park GP
Circuit Length = 2.4873 miles

These results are provisional until the conclusion of any judicial and technical matters.

Clerk Of Course :	Timekeeper :
-------------------	--------------

Results can be found at www.tsl-timing.com

Printed - 16:06 Sunday, 23 September 2018



Protyre Motorsport Ginetta GT5 Challenge - Race 3 - Round 17

EVENT RACE 13 - CLASSIFICATION - AMENDED

POS	NO	CL	PIC NAME	ENTRY	LAPS	TIME	GAP	DIFF	MPH	BEST	ON
1	13	Pro	1 James KELLETT	Century Motorsport	6	10:49.657			82.49	1:46.203	5
2	29	Pro	2 Ashley MARSHALL	Xentek Motorsport	6	10:49.946	0.289	0.289	82.45	1:47.254	3
3	44	Pro	3 Max BIRD	Century Motorsport	6	10:50.702	1.045	0.756	82.35	1:46.213	5
4	83	Pro	4 Sebastian ARENRAM	Reflex Racing	6	10:51.326	1.669	0.624	82.27	1:47.504	5
5	60	Pro	5 Geri NICOSIA	Optimum Motorsport	6	10:51.712	2.055	0.386	82.22	1:46.656	5
6	88	Pro	6 Matt PALMER	Privateer	6	10:52.047	2.390	0.335	82.18	1:46.624	5
7	22	Pro	7 Connor O'BRIEN	Optimum Motorsport	6	10:52.456	2.799	0.409	82.13	1:46.775	4
8	76	Pro	8 Carlito MIRACCO	Privateer	6	10:52.810	3.153	0.354	82.09	1:47.215	4
9	23	Pro	9 Josh HISLOP	Race Car Consultants	6	10:53.682	4.025	0.872	81.98	1:46.962	5
10	38	Pro	10 Matt MAXTED	Privateer	6	10:54.099	4.442	0.417	81.92	1:46.871	6
11	50	Pro	11 Katie MILNER	Team Merlin	6	10:56.506	6.849	2.407	81.62	1:47.113	5
12	41	Pro	12 Ryan HADFIELD	Xentek Motorsport	6	10:59.147	9.490	2.641	81.30	1:46.839	4
13	31	Pro	13 Charlie DIGBY	HHC Motorsport	6	11:00.617	10.960	1.470	81.12	1:48.095	6
14	12	Pro	14 Morgan QUINN	GBR	6	11:05.196	15.539	4.579	80.56	1:47.130	5
15	2*	Pro	15 Alex TOTH JONES	Richardson Racing	6	11:05.310	15.653	0.114	80.54	1:46.333	6
16	98	Am	1 Lee FROST	W2R Motorsport	6	11:05.997	16.340	0.687	80.46	1:48.887	5
17	40	Am	2 Nick HALSTEAD	Fox Motorsport	6	11:06.143	16.486	0.146	80.44	1:48.739	5
18	10	Pro	16 Gus BOWERS	HHC Motorsport	6	11:08.062	18.405	1.919	80.21	1:47.949	5
19	11	Am	3 James TOWNSEND	Fox Motorsport	6	11:16.875	27.218	8.813	79.17	1:49.759	5
20	33	Am	4 Dale ALBUTT	Privateer	6	11:17.596	27.939	0.721	79.08	1:49.378	5
21	51	Am	5 Axel VAN NEDERVEEN	Mathew Bentley	6	11:22.431	32.774	4.835	78.52	1:51.344	5
22	53	Am	6 Matt KONCZOS	Fox Motorsport	6	12:39.563	1:49.906	1:17.132	70.55	1:52.144	2

NOT CLASSIFIED

DNF	17	Am	Wesley PEARCE	Assetto Motosport	5	9:30.863	1 Lap	1 Lap	78.19	1:49.756	5
DNF	16	Am	Adrian CAMPBELL-SMITH	W2R Motorsport	2	3:51.152	4 Laps	3 Laps	76.88	1:50.785	2
DNF	25	Pro	Connor GRADY	Privateer	2	7:16.930	4 Laps	3:25.778	40.67		
DNF	48	Pro	Gordon MUTCH	Fox Motorsport	1	2:22.324	5 Laps	1 Lap	61.95		

FASTEST LAP

13	Pro	James KELLETT	Century Motorsport	5	1:46.203	84.31 mph	135.69 kph
40	Am	Nick HALSTEAD	Fox Motorsport	5	1:48.739	82.34 mph	132.52 kph

Cars 24, 35 & 55 did not take the restart

Car 2 - 7 Second penalty MSA C1.1.5 Driving in a manner incompatible with general safety

Donington Park GP

Circuit Length = 2.4873 miles

Start: 17:38 Flag 17:48 End: 17:51

Weather / Track : Bright / Dry

These results are provisional until the conclusion of any judicial and technical matters.

Clerk Of Course :	Timekeeper :
-------------------	--------------

Results can be found at www.tsl-timing.com

Printed - 13:03 Monday, 24 September 2018



Protyre Motorsport Ginetta GT5 Challenge - Race 3 - Round 17

EVENT RACE 13 - BEST SECTORS

SECTOR 1			SECTOR 2			SECTOR 3			IDEAL / BEST COMPARISON						
POS	NO	NAME	TIME	NO	NAME	TIME	NO	NAME	TIME	POS	NO	NAME	IDEAL	BEST	DIFF
													PERFECT LAP	1:45.679	
1	13	KELLETT	23.530	13	KELLETT	41.129	41	HADFIELD	41.020	1	13	KELLETT	1:45.867	1:46.203	0.336
2	44	BIRD	23.542	2	TOTH JONES	41.282	60	NICOSIA	41.071	2	2	TOTH JONES	1:46.081	1:46.333	0.252
3	2	TOTH JONES	23.595	23	HISLOP	41.411	22	O'BRIEN	41.094	3	44	BIRD	1:46.213	1:46.213	0.000
4	23	HISLOP	23.622	44	BIRD	41.522	76	MIRACCO	41.133	4	22	O'BRIEN	1:46.368	1:46.775	0.407
5	22	O'BRIEN	23.623	88	PALMER	41.614	44	BIRD	41.149	5	76	MIRACCO	1:46.506	1:47.215	0.709
6	76	MIRACCO	23.701	22	O'BRIEN	41.651	88	PALMER	41.178	6	88	PALMER	1:46.527	1:46.624	0.097
7	60	NICOSIA	23.705	76	MIRACCO	41.672	2	TOTH JONES	41.204	7	23	HISLOP	1:46.593	1:46.962	0.369
8	88	PALMER	23.735	83	ARENRAM	41.720	13	KELLETT	41.208	8	60	NICOSIA	1:46.653	1:46.656	0.003
9	50	MILNER	23.735	38	MAXTED	41.721	29	MARSHALL	41.282	9	41	HADFIELD	1:46.673	1:46.839	0.166
10	31	DIGBY	23.736	50	MILNER	41.776	12	QUINN	41.314	10	38	MAXTED	1:46.871	1:46.871	0.000
11	12	QUINN	23.768	41	HADFIELD	41.844	38	MAXTED	41.376	11	50	MILNER	1:47.065	1:47.113	0.048
12	38	MAXTED	23.774	60	NICOSIA	41.877	50	MILNER	41.554	12	12	QUINN	1:47.109	1:47.130	0.021
13	41	HADFIELD	23.809	12	QUINN	42.027	23	HISLOP	41.560	13	29	MARSHALL	1:47.177	1:47.254	0.077
14	29	MARSHALL	23.861	29	MARSHALL	42.034	83	ARENRAM	41.585	14	83	ARENRAM	1:47.193	1:47.504	0.311
15	10	BOWERS	23.872	10	BOWERS	42.110	10	BOWERS	41.805	15	10	BOWERS	1:47.787	1:47.949	0.162
16	83	ARENRAM	23.888	40	HALSTEAD	42.177	31	DIGBY	41.906	16	31	DIGBY	1:47.843	1:48.095	0.252
17	98	FROST	23.920	31	DIGBY	42.201	40	HALSTEAD	42.050	17	40	HALSTEAD	1:48.187	1:48.739	0.552
18	40	HALSTEAD	23.960	98	FROST	42.351	11	TOWNSEND	42.245	18	98	FROST	1:48.644	1:48.887	0.243
19	33	ALBUTT	24.008	33	ALBUTT	42.648	98	FROST	42.373	19	33	ALBUTT	1:49.303	1:49.378	0.075
20	17	PEARCE	24.112	17	PEARCE	42.938	17	PEARCE	42.558	20	17	PEARCE	1:49.608	1:49.756	0.148
21	51	VAN NEDERVEEN	24.158	51	VAN NEDERVEEN	43.174	33	ALBUTT	42.647	21	11	TOWNSEND	1:49.628	1:49.759	0.131
22	16	CAMPBELL-SMITH	24.160	11	TOWNSEND	43.190	51	VAN NEDERVEEN	42.866	22	51	VAN NEDERVEEN	1:50.198	1:51.344	1.146
23	11	TOWNSEND	24.193	53	KONCZOS	43.502	16	CAMPBELL-SMITH	42.894	23	16	CAMPBELL-SMITH	1:50.665	1:50.785	0.120
24	53	KONCZOS	24.461	16	CAMPBELL-SMITH	43.611	53	KONCZOS	43.584	24	53	KONCZOS	1:51.547	1:52.144	0.597
25				25	GRADY	45.043				25	25	GRADY			
26				48	MUTCH	49.446				26	48	MUTCH			

Weather / Track : Bright / Dry

Results can be found at www.tsl-timing.com

Donington Park GP

Circuit Length = 2.4873 miles

Start: 17:38 Flag 17:48 End: 17:51

Printed - 17:53 Sunday, 23 September 2018

Protyre Motorsport Ginetta GT5 Challenge - Race 3 - Round 17

EVENT RACE 13 - BEST SPEEDS

POS	INTERMEDIATE 1			INTERMEDIATE 2			FINISH LINE		
	NO	NAME	MPH	NO	NAME	MPH	NO	NAME	MPH
1	22	O'BRIEN	117.5	98	FROST	112.9	31	DIGBY	81.2
2	60	NICOSIA	116.5	31	DIGBY	112.7	44	BIRD	80.7
3	88	PALMER	116.5	23	HISLOP	112.4	60	NICOSIA	80.5
4	50	MILNER	116.3	2	TOTH JONES	112.4	40	HALSTEAD	79.9
5	98	FROST	116.3	44	BIRD	112.2	13	KELLETT	79.8
6	38	MAXTED	116.1	83	ARENRAM	111.8	76	MIRACCO	79.8
7	12	QUINN	116.1	22	O'BRIEN	111.8	83	ARENRAM	79.7
8	13	KELLETT	115.9	76	MIRACCO	111.8	22	O'BRIEN	79.7
9	44	BIRD	115.9	13	KELLETT	111.6	50	MILNER	79.7
10	23	HISLOP	115.9	88	PALMER	111.6	41	HADFIELD	79.7
11	2	TOTH JONES	115.7	60	NICOSIA	111.4	2	TOTH JONES	79.6
12	41	HADFIELD	115.7	38	MAXTED	111.4	88	PALMER	79.5
13	31	DIGBY	115.7	40	HALSTEAD	111.4	12	QUINN	79.5
14	10	BOWERS	115.5	50	MILNER	111.2	29	MARSHALL	79.4
15	83	ARENRAM	115.3	41	HADFIELD	111.2	38	MAXTED	79.3
16	11	TOWNSEND	115.1	29	MARSHALL	110.9	10	BOWERS	79.3
17	76	MIRACCO	114.3	12	QUINN	110.7	23	HISLOP	79.2
18	33	ALBUTT	114.1	33	ALBUTT	110.5	33	ALBUTT	79.0
19	29	MARSHALL	113.7	10	BOWERS	110.3	98	FROST	78.5
20	51	VAN NEDERVEEN	113.7	16	CAMPBELL-SMITH	110.1	11	TOWNSEND	78.5
21	40	HALSTEAD	113.3	53	KONCZOS	109.1	16	CAMPBELL-SMITH	78.4
22	17	PEARCE	113.3	11	TOWNSEND	108.7	17	PEARCE	78.1
23	53	KONCZOS	112.7	17	PEARCE	108.5	51	VAN NEDERVEEN	77.7
24	16	CAMPBELL-SMITH	110.0	51	VAN NEDERVEEN	107.8	53	KONCZOS	76.8
25	25	GRADY	101.9	25	GRADY	106.6			
26	48	MUTCH	93.5	48	MUTCH	102.4			

Weather / Track : Bright / Dry

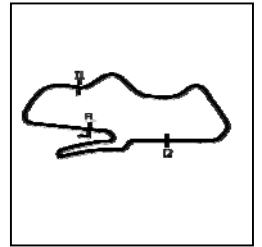
Results can be found at www.tsl-timing.com

Donington Park GP
Circuit Length = 2.4873 miles
Start: 17:38 Flag 17:48 End: 17:51

Printed - 17:53 Sunday, 23 September 2018

Protyre Motorsport Ginetta GT5 Challenge - Race 3 - Round 17

EVENT RACE 13 - SECTOR ANALYSIS



SECTOR 1 = FL to I1, SECTOR 2 = I1 to I2, SECTOR 3 = I2 to FL, DIFF = Difference To Personal Best Lap, P = Crossed Finish Line in Pit Lane, D = Time Disallowed

P1 13 Pro James KELLETT		Century Motorsport								
IDEAL LAP TIME : 1:45.867		BEST LAP TIME : 1:46.203		DIFFERENCE : 0.336						
LAP	SECTOR 1	SECTOR 2	SECTOR 3	LAP TIME	MPH	DIFF	TIME OF DAY			
1 -		112.0	43.040	109.8	41.711	79.2	1:52.343	79.70	6.140	17:40:00.214
2 -	24.056	115.5	42.139	110.7	42.362	79.2	1:48.557	82.48	2.354	17:41:48.771
3 -	23.819	115.9	41.355	111.1	42.290	78.3	1:47.464 (3)	83.32	1.261	17:43:36.235
4 -	24.355	110.0	42.531	110.9	41.208	78.7	1:48.094	82.83	1.891	17:45:24.329
5 -	23.530	115.7	41.129	110.3	41.544	79.8	1:46.203 (1)	84.31		17:47:10.532
6 -	23.756	114.5	41.661	111.6	41.579	79.0	1:46.996 (2)	83.68	0.793	17:48:57.528

P2 29 Pro Ashley MARSHALL		Xentek Motorsport								
IDEAL LAP TIME : 1:47.177		BEST LAP TIME : 1:47.254		DIFFERENCE : 0.077						
LAP	SECTOR 1	SECTOR 2	SECTOR 3	LAP TIME	MPH	DIFF	TIME OF DAY			
1 -		112.7	42.724	108.4	41.721	79.3	1:51.203	80.52	3.949	17:39:59.074
2 -	23.944	113.7	42.152	108.5	41.842	79.1	1:47.938	82.95	0.684	17:41:47.012
3 -	23.861	113.7	42.034	108.7	41.359	79.1	1:47.254 (1)	83.48		17:43:34.266
4 -	24.042	112.9	42.347	108.7	41.532	78.6	1:47.921 (3)	82.97	0.667	17:45:22.187
5 -	23.905	113.5	42.277	109.4	41.282	79.4	1:47.464 (2)	83.32	0.210	17:47:09.651
6 -	23.899	113.7	42.269	110.9	41.998	79.0	1:48.166	82.78	0.912	17:48:57.817

P3 44 Pro Max BIRD		Century Motorsport								
IDEAL LAP TIME : 1:46.213		BEST LAP TIME : 1:46.213		DIFFERENCE : 0.000						
LAP	SECTOR 1	SECTOR 2	SECTOR 3	LAP TIME	MPH	DIFF	TIME OF DAY			
1 -		113.9	42.820	111.2	41.820	80.7	1:52.825	79.36	6.612	17:40:00.696
2 -	23.876	114.9	42.065	111.2	42.510	79.1	1:48.451	82.56	2.238	17:41:49.147
3 -	23.856	114.1	41.662	112.2	41.738	79.8	1:47.256 (2)	83.48	1.043	17:43:36.403
4 -	24.019	110.3	42.384	110.7	42.029	78.9	1:48.432	82.58	2.219	17:45:24.835
5 -	23.542	115.9	41.522	111.4	41.149	80.3	1:46.213 (1)	84.30		17:47:11.048
6 -	24.167	103.8	42.195	110.0	41.163	79.8	1:47.525 (3)	83.27	1.312	17:48:58.573

P4 83 Pro Sebastian ARENRAM		Reflex Racing								
IDEAL LAP TIME : 1:47.193		BEST LAP TIME : 1:47.504		DIFFERENCE : 0.311						
LAP	SECTOR 1	SECTOR 2	SECTOR 3	LAP TIME	MPH	DIFF	TIME OF DAY			
1 -		113.5	42.604	108.9	41.858	78.3	1:51.488	80.31	3.984	17:39:59.359
2 -	24.070	114.5	42.587	109.2	41.761	78.2	1:48.418	82.59	0.914	17:41:47.777
3 -	24.034	115.3	41.797	110.5	42.151	78.7	1:47.982 (3)	82.92	0.478	17:43:35.759
4 -	24.036	113.1	41.768	109.8	41.705	78.5	1:47.509 (2)	83.29	0.005	17:45:23.268
5 -	23.888	114.7	41.720	111.8	41.896	79.7	1:47.504 (1)	83.29		17:47:10.772
6 -	24.338	113.1	42.502	111.4	41.585	79.0	1:48.425	82.58	0.921	17:48:59.197

P5 60 Pro Geri NICOSIA		Optimum Motorsport								
IDEAL LAP TIME : 1:46.653		BEST LAP TIME : 1:46.656		DIFFERENCE : 0.003						
LAP	SECTOR 1	SECTOR 2	SECTOR 3	LAP TIME	MPH	DIFF	TIME OF DAY			
1 -		107.2	43.129	111.1	41.466	80.0	1:51.763	80.11	5.107	17:39:59.634
2 -	23.946	114.5	42.555	109.4	41.970	79.5	1:48.471	82.55	1.815	17:41:48.105
3 -	23.860	115.5	41.877	109.8	42.157	78.9	1:47.894 (3)	82.99	1.238	17:43:35.999
4 -	24.134	113.5	42.549	108.9	42.749	78.3	1:49.432	81.82	2.776	17:45:25.431
5 -	23.705	116.5	41.880	111.4	41.071	80.5	1:46.656 (1)	83.95		17:47:12.087
6 -	23.983	115.1	41.928	110.9	41.585	80.0	1:47.496 (2)	83.30	0.840	17:48:59.583

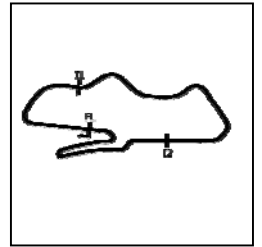
P6 88 Pro Matt PALMER		Privateer								
IDEAL LAP TIME : 1:46.527		BEST LAP TIME : 1:46.624		DIFFERENCE : 0.097						
LAP	SECTOR 1	SECTOR 2	SECTOR 3	LAP TIME	MPH	DIFF	TIME OF DAY			
1 -		108.4	42.883	109.6	42.114	79.5	1:52.202	79.80	5.578	17:40:00.073
2 -	24.051	115.3	42.163	111.1	42.314	79.0	1:48.528	82.50	1.904	17:41:48.601
3 -	24.259	116.5	41.614	110.7	41.798	78.9	1:47.671 (2)	83.16	1.047	17:43:36.272
4 -	24.216	108.9	42.828	110.7	41.838	78.3	1:48.882	82.24	2.258	17:45:25.154
5 -	23.735	115.7	41.711	110.5	41.178	79.1	1:46.624 (1)	83.98		17:47:11.778

Weather / Track : Bright / Dry

Donington Park GP
Circuit Length = 2.4873 miles
Start: 17:38 Flag 17:48 End: 17:51

Protyre Motorsport Ginetta GT5 Challenge - Race 3 - Round 17

EVENT RACE 13 - SECTOR ANALYSIS



SECTOR 1 = FL to I1, SECTOR 2 = I1 to I2, SECTOR 3 = I2 to FL, DIFF = Difference To Personal Best Lap, P = Crossed Finish Line in Pit Lane, D = Time Disallowed
 6 - 24.085 114.3 41.872 **111.6** 42.183 78.6 1:48.140 (3) 82.80 1.516 17:48:59.918

P7 22 Pro Connor O'BRIEN		Optimum Motorsport									
IDEAL LAP TIME : 1:46.368		BEST LAP TIME : 1:46.775				DIFFERENCE : 0.407					
LAP	SECTOR 1		SECTOR 2		SECTOR 3		LAP TIME	MPH	DIFF	TIME OF DAY	
1 -		111.6	43.364	110.3	43.410	78.8	1:55.954	77.22	9.179	17:40:03.825	
2 -	23.992	115.1	42.262	109.4	41.094	79.7	1:47.348	83.41	0.573	17:41:51.173	
3 -	23.627	116.7	42.172	110.0	42.809	79.7	1:48.608	82.44	1.833	17:43:39.781	
4 -	23.623	117.5	41.900	111.2	41.252	78.4	1:46.775 (1)	83.86		17:45:26.556	
5 -	23.786	116.3	41.719	111.8	41.378	78.3	1:46.883 (2)	83.77	0.108	17:47:13.439	
6 -	23.967	116.3	41.651	111.2	41.270	79.1	1:46.888 (3)	83.77	0.113	17:49:00.327	

P8 76 Pro Carlito MIRACCO		Privateer									
IDEAL LAP TIME : 1:46.506		BEST LAP TIME : 1:47.215				DIFFERENCE : 0.709					
LAP	SECTOR 1		SECTOR 2		SECTOR 3		LAP TIME	MPH	DIFF	TIME OF DAY	
1 -		112.9	43.247	107.8	41.888	79.8	1:52.551	79.55	5.336	17:40:00.422	
2 -	24.345	113.3	42.014	108.9	42.680	78.5	1:49.039	82.12	1.824	17:41:49.461	
3 -	24.104	112.7	42.254	110.1	42.765	77.5	1:49.123	82.05	1.908	17:43:38.584	
4 -	23.967	112.7	42.115	108.9	41.133	78.2	1:47.215 (1)	83.51		17:45:25.799	
5 -	23.701	114.3	41.672	111.8	42.006	78.4	1:47.379 (2)	83.39	0.164	17:47:13.178	
6 -	24.269	109.6	41.957	111.4	41.277	75.4	1:47.503 (3)	83.29	0.288	17:49:00.681	

P9 23 Pro Josh HISLOP		Race Car Consultants									
IDEAL LAP TIME : 1:46.593		BEST LAP TIME : 1:46.962				DIFFERENCE : 0.369					
LAP	SECTOR 1		SECTOR 2		SECTOR 3		LAP TIME	MPH	DIFF	TIME OF DAY	
1 -		114.3	43.376	109.6	43.369	79.2	1:54.694	78.07	7.732	17:40:02.565	
2 -	24.027	114.9	41.912	110.1	42.193	78.2	1:48.132	82.81	1.170	17:41:50.697	
3 -	23.941	115.9	41.411	112.4	42.971	78.2	1:48.323	82.66	1.361	17:43:39.020	
4 -	23.958	115.7	41.815	111.6	42.139	78.5	1:47.912 (3)	82.97	0.950	17:45:26.932	
5 -	23.622	114.9	41.780	112.4	41.560	78.9	1:46.962 (1)	83.71		17:47:13.894	
6 -	24.009	115.1	41.717	112.0	41.933	79.2	1:47.659 (2)	83.17	0.697	17:49:01.553	

P10 38 Pro Matt MAXTED		Privateer									
IDEAL LAP TIME : 1:46.871		BEST LAP TIME : 1:46.871				DIFFERENCE : 0.000					
LAP	SECTOR 1		SECTOR 2		SECTOR 3		LAP TIME	MPH	DIFF	TIME OF DAY	
1 -		107.7	43.484	111.4	43.972	79.3	1:56.300	76.99	9.429	17:40:04.171	
2 -	24.255	111.2	42.321	110.0	42.250	79.1	1:48.826	82.28	1.955	17:41:52.997	
3 -	23.929	116.1	41.753	109.2	41.961	78.1	1:47.643	83.18	0.772	17:43:40.640	
4 -	23.801	115.3	41.981	109.2	41.740	78.4	1:47.522 (3)	83.28	0.651	17:45:28.162	
5 -	23.826	114.9	41.725	110.0	41.386	79.0	1:46.937 (2)	83.73	0.066	17:47:15.099	
6 -	23.774	115.9	41.721	110.1	41.376	78.8	1:46.871 (1)	83.78		17:49:01.970	

P11 50 Pro Katie MILNER		Team Merlin									
IDEAL LAP TIME : 1:47.065		BEST LAP TIME : 1:47.113				DIFFERENCE : 0.048					
LAP	SECTOR 1		SECTOR 2		SECTOR 3		LAP TIME	MPH	DIFF	TIME OF DAY	
1 -		104.2	44.221	111.1	43.493	78.9	1:57.959	75.91	10.846	17:40:05.830	
2 -	23.972	106.5	43.000	110.7	41.618	79.7	1:48.590	82.46	1.477	17:41:54.420	
3 -	24.268	116.3	41.776	110.7	41.563	79.5	1:47.607 (3)	83.21	0.494	17:43:42.027	
4 -	23.832	114.9	42.052	111.1	41.861	79.0	1:47.745	83.10	0.632	17:45:29.772	
5 -	23.735	114.9	41.824	111.2	41.554	79.7	1:47.113 (1)	83.59		17:47:16.885	
6 -	23.786	113.9	41.929	110.1	41.777	78.9	1:47.492 (2)	83.30	0.379	17:49:04.377	

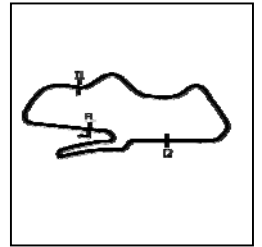
P12 2 Pro Alex TOTH JONES		Richardson Racing									
IDEAL LAP TIME : 1:46.081		BEST LAP TIME : 1:46.333				DIFFERENCE : 0.252					
LAP	SECTOR 1		SECTOR 2		SECTOR 3		LAP TIME	MPH	DIFF	TIME OF DAY	
1 -		113.9	42.197	107.8	41.204	79.1	2:01.634	73.61	15.301	17:40:09.505	
2 -	24.294	114.5	42.589	110.0	41.743	78.2	1:48.626	82.43	2.293	17:41:58.131	
3 -	23.975	115.1	42.742	109.6	41.269	79.6	1:47.986	82.92	1.653	17:43:46.117	

Weather / Track : Bright / Dry

Donington Park GP
 Circuit Length = 2.4873 miles
 Start: 17:38 Flag 17:48 End: 17:51

Protyre Motorsport Ginetta GT5 Challenge - Race 3 - Round 17

EVENT RACE 13 - SECTOR ANALYSIS



SECTOR 1 = FL to I1, SECTOR 2 = I1 to I2, SECTOR 3 = I2 to FL, DIFF = Difference To Personal Best Lap, P = Crossed Finish Line in Pit Lane, D = Time Disallowed

4 -	23.877	115.5	42.007	110.3	41.402	78.8	1:47.286 (3)	83.46	0.953	17:45:33.403
5 -	23.729	114.1	41.377	112.4	41.339	79.4	1:46.445 (2)	84.12	0.112	17:47:19.848
6 -	23.595	115.7	41.282	110.9	41.456	79.1	1:46.333 (1)	84.21		17:49:06.181

P13 41 Pro		Ryan HADFIELD		Xentek Motorsport						
IDEAL LAP TIME : 1:46.673		BEST LAP TIME : 1:46.839		DIFFERENCE : 0.166						
LAP	SECTOR 1		SECTOR 2		SECTOR 3		LAP TIME	MPH	DIFF	TIME OF DAY
1 -		112.9	42.884	110.7	42.412	79.7	1:53.879	78.63	7.040	17:40:01.750
2 -	23.894	115.7	42.023	110.1	41.952	79.7	1:47.869 (3)	83.01	1.030	17:41:49.619
3 -	23.918	113.1	42.107	111.2	49.434	78.9	1:55.459	77.55	8.620	17:43:45.078
4 -	23.947	115.1	41.844	110.7	41.048	79.2	1:46.839 (1)	83.81		17:45:31.917
5 -	23.909	115.7	42.082	110.0	41.020	79.7	1:47.011 (2)	83.67	0.172	17:47:18.928
6 -	23.809	114.3	41.894	110.3	42.387	77.8	1:48.090	82.84	1.251	17:49:07.018

P14 31 Pro		Charlie DIGBY		HHC Motorsport						
IDEAL LAP TIME : 1:47.843		BEST LAP TIME : 1:48.095		DIFFERENCE : 0.252						
LAP	SECTOR 1		SECTOR 2		SECTOR 3		LAP TIME	MPH	DIFF	TIME OF DAY
1 -		105.3	44.151	112.5	43.633	80.0	1:58.301	75.69	10.206	17:40:06.172
2 -	23.832	114.1	43.279	110.1	42.022	80.1	1:49.133	82.05	1.038	17:41:55.305
3 -	23.924	115.7	42.388	112.5	42.042	79.8	1:48.354 (3)	82.64	0.259	17:43:43.659
4 -	23.776	115.5	42.634	110.5	42.116	80.6	1:48.526	82.50	0.431	17:45:32.185
5 -	23.833	109.1	42.201	112.7	42.174	79.8	1:48.208 (2)	82.75	0.113	17:47:20.393
6 -	23.736	115.7	42.453	110.3	41.906	81.2	1:48.095 (1)	82.83		17:49:08.488

P15 12 Pro		Morgan QUINN		GBR						
IDEAL LAP TIME : 1:47.109		BEST LAP TIME : 1:47.130		DIFFERENCE : 0.021						
LAP	SECTOR 1		SECTOR 2		SECTOR 3		LAP TIME	MPH	DIFF	TIME OF DAY
1 -		109.4	43.184	108.4	41.899	79.5	2:05.172	71.53	18.042	17:40:13.043
2 -	23.989	115.5	42.246	110.7	42.409	77.2	1:48.644	82.42	1.514	17:42:01.687
3 -	24.409	116.1	42.816	109.4	41.509	78.7	1:48.734	82.35	1.604	17:43:50.421
4 -	23.946	114.5	42.027	109.4	41.838	78.9	1:47.811 (3)	83.05	0.681	17:45:38.232
5 -	23.768	114.7	42.048	110.5	41.314	79.2	1:47.130 (1)	83.58		17:47:25.362
6 -	23.799	115.1	42.028	110.7	41.878	78.6	1:47.705 (2)	83.13	0.575	17:49:13.067

P16 98 Am		Lee FROST		W2R Motorsport						
IDEAL LAP TIME : 1:48.644		BEST LAP TIME : 1:48.887		DIFFERENCE : 0.243						
LAP	SECTOR 1		SECTOR 2		SECTOR 3		LAP TIME	MPH	DIFF	TIME OF DAY
1 -		108.7	43.620	111.4	43.840	76.6	1:55.879	77.27	6.992	17:40:03.750
2 -	24.434	116.1	42.748	112.9	43.142	78.0	1:50.324 (3)	81.16	1.437	17:41:54.074
3 -	24.842	115.9	42.559	111.6	44.042	78.5	1:51.443	80.35	2.556	17:43:45.517
4 -	23.920	116.3	42.351	110.7	42.719	78.5	1:48.990 (2)	82.15	0.103	17:45:34.507
5 -	24.008	114.7	42.506	110.0	42.373	78.1	1:48.887 (1)	82.23		17:47:23.394
6 -	24.094	113.9	42.509	110.9	43.871	77.4	1:50.474	81.05	1.587	17:49:13.868

P17 40 Am		Nick HALSTEAD		Fox Motorsport						
IDEAL LAP TIME : 1:48.187		BEST LAP TIME : 1:48.739		DIFFERENCE : 0.552						
LAP	SECTOR 1		SECTOR 2		SECTOR 3		LAP TIME	MPH	DIFF	TIME OF DAY
1 -		94.2	44.673	110.9	43.072	79.1	1:58.720	75.42	9.981	17:40:06.591
2 -	24.471	113.3	42.378	110.9	43.117	78.5	1:49.966	81.42	1.227	17:41:56.557
3 -	24.217	113.3	43.071	110.1	42.068	79.9	1:49.356 (3)	81.88	0.617	17:43:45.913
4 -	24.397	107.7	42.880	110.0	42.050	79.4	1:49.327 (2)	81.90	0.588	17:45:35.240
5 -	24.017	111.8	42.419	111.4	42.303	79.0	1:48.739 (1)	82.34		17:47:23.979
6 -	23.960	112.2	42.177	111.2	43.898	78.5	1:50.035	81.37	1.296	17:49:14.014

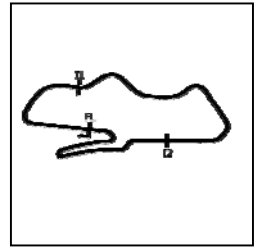
P18 10 Pro		Gus BOWERS		HHC Motorsport						
IDEAL LAP TIME : 1:47.787		BEST LAP TIME : 1:47.949		DIFFERENCE : 0.162						
LAP	SECTOR 1		SECTOR 2		SECTOR 3		LAP TIME	MPH	DIFF	TIME OF DAY
1 -		96.2	45.380	110.3	44.519	77.9	2:01.328	73.80	13.379	17:40:09.199

Weather / Track : Bright / Dry

Donington Park GP
Circuit Length = 2.4873 miles
Start: 17:38 Flag 17:48 End: 17:51

Protyre Motorsport Ginetta GT5 Challenge - Race 3 - Round 17

EVENT RACE 13 - SECTOR ANALYSIS



SECTOR 1 = FL to I1, SECTOR 2 = I1 to I2, SECTOR 3 = I2 to FL, DIFF = Difference To Personal Best Lap, P = Crossed Finish Line in Pit Lane, D = Time Disallowed

2 -	24.288	113.7	43.608	108.9	42.532	78.3	1:50.428	81.08	2.479	17:41:59.627
3 -	24.059	115.5	45.487	101.5	42.430	79.1	1:51.976	79.96	4.027	17:43:51.603
4 -	24.150	114.1	42.433	108.9	41.805	79.3	1:48.388 (3)	82.61	0.439	17:45:39.991
5 -	23.872	114.9	42.264	109.4	41.813	78.6	1:47.949 (1)	82.95		17:47:27.940
6 -	23.989	114.3	42.110	109.2	41.894	73.5	1:47.993 (2)	82.91	0.044	17:49:15.933

P19 11 Am James TOWNSEND		Fox Motorsport								
IDEAL LAP TIME : 1:49.628		BEST LAP TIME : 1:49.759								
		DIFFERENCE : 0.131								
LAP	SECTOR 1	SECTOR 2	SECTOR 3	LAP TIME	MPH	DIFF	TIME OF DAY			
1 -		106.8	45.553	104.3	44.234	78.3	1:59.900	74.68	10.141	17:40:07.771
2 -	24.476	109.1	44.913	107.0	44.080	76.9	1:53.469	78.91	3.710	17:42:01.240
3 -	24.366	115.1	44.191	108.0	43.112	77.6	1:51.669 (3)	80.18	1.910	17:43:52.909
4 -	24.198	113.9	44.729	105.1	43.247	77.1	1:52.174	79.82	2.415	17:45:45.083
5 -	24.279	111.1	43.235	108.5	42.245	77.8	1:49.759 (1)	81.58		17:47:34.842
6 -	24.193	111.6	43.190	108.7	42.521	78.5	1:49.904 (2)	81.47	0.145	17:49:24.746

P20 33 Am Dale ALBUTT		Privateer								
IDEAL LAP TIME : 1:49.303		BEST LAP TIME : 1:49.378								
		DIFFERENCE : 0.075								
LAP	SECTOR 1	SECTOR 2	SECTOR 3	LAP TIME	MPH	DIFF	TIME OF DAY			
1 -		100.6	44.491	109.6	44.767	77.4	1:59.168	75.14	9.790	17:40:07.039
2 -	24.636	109.2	43.173	109.4	42.862	75.0	1:50.671 (3)	80.91	1.293	17:41:57.710
3 -	24.693	110.0	48.254	89.0	43.255	79.0	1:56.202	77.05	6.824	17:43:53.912
4 -	24.008	113.7	44.496	104.6	43.723	77.5	1:52.227	79.78	2.849	17:45:46.139
5 -	24.083	114.1	42.648	110.3	42.647	77.7	1:49.378 (1)	81.86		17:47:35.517
6 -	24.024	112.7	42.816	110.5	43.110	78.9	1:49.950 (2)	81.44	0.572	17:49:25.467

P21 51 Am Axel VAN NEDERVEEN		Mathew Bentley								
IDEAL LAP TIME : 1:50.198		BEST LAP TIME : 1:51.344								
		DIFFERENCE : 1.146								
LAP	SECTOR 1	SECTOR 2	SECTOR 3	LAP TIME	MPH	DIFF	TIME OF DAY			
1 -		98.6	45.733	107.3	44.658	76.8	2:01.040	73.97	9.696	17:40:08.911
2 -	26.091	110.5	43.174	107.8	43.351	77.5	1:52.616	79.51	1.272	17:42:01.527
3 -	25.215	112.5	43.758	107.2	42.866	77.7	1:51.839 (2)	80.06	0.495	17:43:53.366
4 -	24.158	113.7	44.610	106.1	44.664	75.4	1:53.432	78.94	2.088	17:45:46.798
5 -	24.493	111.6	43.599	107.7	43.252	73.5	1:51.344 (1)	80.42		17:47:38.142
6 -	25.190	108.9	43.685	104.2	43.285	74.9	1:52.160 (3)	79.83	0.816	17:49:30.302

P22 53 Am Matt KONCZOS		Fox Motorsport								
IDEAL LAP TIME : 1:51.547		BEST LAP TIME : 1:52.144								
		DIFFERENCE : 0.597								
LAP	SECTOR 1	SECTOR 2	SECTOR 3	LAP TIME	MPH	DIFF	TIME OF DAY			
1 -		107.8	44.195	106.5	43.646	76.5	1:57.365	76.29	5.221	17:40:05.236
2 -	24.461	112.7	43.502	109.1	44.181	76.8	1:52.144 (1)	79.84		17:41:57.380
3 -	24.467	111.6	1:01.836	83.4	IN PIT		2:19.747 P	64.07	27.603	17:44:17.127
4 -	OUTLAP	98.9	46.523	103.5	44.131	74.3	2:42.577	55.07	50.433	17:46:59.704
5 -	25.004	109.1	44.967	104.8	43.584	76.0	1:53.555 (2)	78.85	1.411	17:48:53.259
6 -	24.957	107.3	45.034	107.0	44.184	75.9	1:54.175 (3)	78.42	2.031	17:50:47.434

P23 17 Am Wesley PEARCE		Assetto Motosport								
IDEAL LAP TIME : 1:49.608		BEST LAP TIME : 1:49.756								
		DIFFERENCE : 0.148								
LAP	SECTOR 1	SECTOR 2	SECTOR 3	LAP TIME	MPH	DIFF	TIME OF DAY			
1 -		101.5	44.155	108.5	45.522	77.7	1:59.496	74.93	9.740	17:40:07.367
2 -	24.692	113.3	43.404	108.4	43.212	77.5	1:51.308 (3)	80.44	1.552	17:41:58.675
3 -	24.112	112.9	50.378	88.1	45.172	77.5	1:59.662	74.83	9.906	17:43:58.337
4 -	24.755	110.7	43.328	106.1	42.558	77.8	1:50.641 (2)	80.93	0.885	17:45:48.978
5 -	24.221	112.4	42.938	108.4	42.597	78.1	1:49.756 (1)	81.58		17:47:38.734

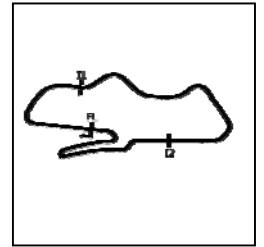
P24 16 Am Adrian CAMPBELL-SMITH		W2R Motorsport					
IDEAL LAP TIME : 1:50.665		BEST LAP TIME : 1:50.785					
		DIFFERENCE : 0.120					
LAP	SECTOR 1	SECTOR 2	SECTOR 3	LAP TIME	MPH	DIFF	TIME OF DAY

Weather / Track : Bright / Dry

Donington Park GP
Circuit Length = 2.4873 miles
Start: 17:38 Flag 17:48 End: 17:51

Protyre Motorsport Ginetta GT5 Challenge - Race 3 - Round 17

EVENT RACE 13 - SECTOR ANALYSIS



SECTOR 1 = FL to I1, SECTOR 2 = I1 to I2, SECTOR 3 = I2 to FL, DIFF = Difference To Personal Best Lap, P = Crossed Finish Line in Pit Lane, D = Time Disallowed

1 -	92.8	45.368	109.4	43.880	78.4	2:00.367	74.39	9.582	17:40:08.238
2 -	24.280	106.3	43.611	110.1	42.894	77.3	1:50.785 (1)	80.82	17:41:59.023

P25	25 Pro	Connor GRADY	Privateer						
IDEAL LAP TIME :		BEST LAP TIME :			DIFFERENCE :				
LAP	SECTOR 1	SECTOR 2	SECTOR 3	LAP TIME	MPH	DIFF	TIME OF DAY		
1 -	101.9	45.066	80.4	IN PIT	2:12.236	P	67.71	17:40:20.107	
2 -	OUTLAP	96.4	45.043	106.6	IN PIT		29.38	17:45:24.801	

P26	48 Pro	Gordon MUTCH	Fox Motorsport						
IDEAL LAP TIME :		BEST LAP TIME :			DIFFERENCE :				
LAP	SECTOR 1	SECTOR 2	SECTOR 3	LAP TIME	MPH	DIFF	TIME OF DAY		
1 -	93.5	49.446	102.4	IN PIT	2:22.324	P	62.91	17:40:30.195	

Protyre Motorsport Ginetta GT5 Challenge - Race 3 - Round 17

EVENT RACE 13 - LAP CHART

LAP 1 @ 17:39:59.074			LAP 2 @ 17:41:47.012			LAP 3 @ 17:43:34.266			LAP 4 @ 17:45:22.187			LAP 5 @ 17:47:09.651		
NO	BEHIND	LAP TIME	NO	BEHIND	LAP TIME	NO	BEHIND	LAP TIME	NO	BEHIND	LAP TIME	NO	BEHIND	LAP TIME
29		1:51.203	29		1:47.938	29		1:47.254	29		1:47.921	29		1:47.464
83	0.285	1:51.488	83	0.765	1:48.418	83	1.493	1:47.982	83	1.081	1:47.509	13	0.881	1:46.203
60	0.560	1:51.763	60	1.093	1:48.471	60	1.733	1:47.894	13	2.142	1:48.094	83	1.121	1:47.504
88	0.999	1:52.202	88	1.589	1:48.528	13	1.969	1:47.464	25	2 Laps	5:04.694 P	44	1.397	1:46.213
13	1.140	1:52.343	13	1.759	1:48.557	88	2.006	1:47.671	44	2.648	1:48.432	88	2.127	1:46.624
76	1.348	1:52.551	44	2.135	1:48.451	44	2.137	1:47.256	88	2.967	1:48.882	60	2.436	1:46.656
44	1.622	1:52.825	76	2.449	1:49.039	76	4.318	1:49.123	60	3.244	1:49.432	76	3.527	1:47.379
41	2.676	1:53.879	41	2.607	1:47.869	23	4.754	1:48.323	76	3.612	1:47.215	22	3.788	1:46.883
23	3.491	1:54.694	23	3.685	1:48.132	22	5.515	1:48.608	22	4.369	1:46.775	23	4.243	1:46.962
98	4.676	1:55.879	22	4.161	1:47.348	38	6.374	1:47.643	23	4.745	1:47.912	38	5.448	1:46.937
22	4.751	1:55.954	38	5.985	1:48.826	50	7.761	1:47.607	38	5.975	1:47.522	50	7.234	1:47.113
38	5.097	1:56.300	98	7.062	1:50.324	31	9.393	1:48.354	50	7.585	1:47.745	41	9.277	1:47.011
53	6.162	1:57.365	50	7.408	1:48.590	41	10.812	1:55.459	41	9.730	1:46.839	2	10.197	1:46.445
50	6.756	1:57.959	31	8.293	1:49.133	98	11.251	1:51.443	31	9.998	1:48.526	31	10.742	1:48.208
31	7.098	1:58.301	40	9.545	1:49.966	40	11.647	1:49.356	2	11.216	1:47.286	98	13.743	1:48.887
40	7.517	1:58.720	53	10.368	1:52.144	2	11.851	1:47.986	98	12.320	1:48.990	40	14.328	1:48.739
33	7.965	1:59.168	33	10.698	1:50.671	12	16.155	1:48.734	40	13.053	1:49.327	12	15.711	1:47.130
17	8.293	1:59.496	2	11.119	1:48.626	10	17.337	1:51.976	12	16.045	1:47.811	10	18.289	1:47.949
11	8.697	1:59.900	17	11.663	1:51.308	11	18.643	1:51.669	10	17.804	1:48.388	11	25.191	1:49.759
16	9.164	2:00.367	16	12.011	1:50.785	51	19.100	1:51.839	11	22.896	1:52.174	33	25.866	1:49.378
51	9.837	2:01.040	10	12.615	1:50.428	33	19.646	1:56.202	33	23.952	1:52.227	51	28.491	1:51.344
10	10.125	2:01.328	11	14.228	1:53.469	17	24.071	1:59.662	51	24.611	1:53.432	17	29.083	1:49.756
2	10.431	2:01.634	51	14.515	1:52.616	53	42.861	2:19.747 P	17	26.791	1:50.641	53	1:43.608	1:53.555
12	13.969	2:05.172	12	14.675	1:48.644				53	1:37.517	2:42.577			
25	21.033	2:12.236 P												
48	31.121	2:22.324 P												

Weather / Track : Bright / Dry

Results can be found at www.tsl-timing.com

Page 1 of 2

Donington Park GP

Circuit Length = 2.4873 miles

Start: 17:38 Flag 17:48 End: 17:51

Printed - 17:53 Sunday, 23 September 2018

Protyre Motorsport Ginetta GT5 Challenge - Race 3 - Round 17

EVENT RACE 13 - LAP CHART

LAP 6 @ 17:48:57.528

NO	BEHIND	LAP TIME
13		1:46.996
29	0.289	1:48.166
44	1.045	1:47.525
83	1.669	1:48.425
60	2.055	1:47.496
88	2.390	1:48.140
22	2.799	1:46.888
76	3.153	1:47.503
23	4.025	1:47.659
38	4.442	1:46.871
50	6.849	1:47.492
2	8.653	1:46.333
41	9.490	1:48.090
31	10.960	1:48.095
12	15.539	1:47.705
98	16.340	1:50.474
40	16.486	1:50.035
10	18.405	1:47.993
11	27.218	1:49.904
33	27.939	1:49.950
51	32.774	1:52.160
53	1:49.906	1:54.175

Weather / Track : Bright / Dry

Results can be found at www.tsl-timing.com

Page 2 of 2

Donington Park GP
Circuit Length = 2.4873 miles
Start: 17:38 Flag 17:48 End: 17:51

Printed - 17:53 Sunday, 23 September 2018

Protyre Motorsport Ginetta GT5 Challenge - Race 3 - Round 17

EVENT RACE 13 - POSITION CHART

No	Name	Lap Pos	Lap					
			1	2	3	4	5	6
11	TOWNSEND	1	29	29	29	29	29	13
16	CAMPBELL-SMITH	2	83	83	83	83	13	29
17	PEARCE	3	60	60	60	13	83	44
33	ALBUTT	4	88	88	13	44	44	83
40	HALSTEAD	5	13	13	88	88	88	60
51	VAN NEDERVEEN	6	76	44	44	60	60	88
53	KONCZOS	7	44	76	76	76	76	22
98	FROST	8	41	41	23	22	22	76
2	TOTH JONES	9	23	23	22	23	23	23
10	BOWERS	10	98	22	38	38	38	38
12	QUINN	11	22	38	50	50	50	50
13	KELLETT	12	38	98	31	41	41	2
22	O'BRIEN	13	53	50	41	31	2	41
23	HISLOP	14	50	31	98	2	31	31
25	GRADY	15	31	40	40	98	98	12
29	MARSHALL	16	40	53	2	40	40	98
31	DIGBY	17	33	33	12	12	12	40
38	MAXTED	18	17	2	10	10	10	10
41	HADFIELD	19	11	17	11	11	11	11
44	BIRD	20	16	16	51	33	33	33
48	MUTCH	21	51	10	33	51	51	51
50	MILNER	22	10	11	17	17	17	53
60	NICOSIA	23	2	51	53	53	53	
76	MIRACCO	24	12	12				
83	ARENRAM	25	25	25				
88	PALMER	26	48					

Weather / Track : Bright / Dry

Results can be found at www.tsl-timing.com

Donington Park GP
 Circuit Length = 2.4873 miles
 Start: 17:38 Flag 17:48 End: 17:51

Printed - 17:54 Sunday, 23 September 2018