



2020 MILLERS OILS GINETTA GT4 SUPERCUP CHAMPIONSHIP

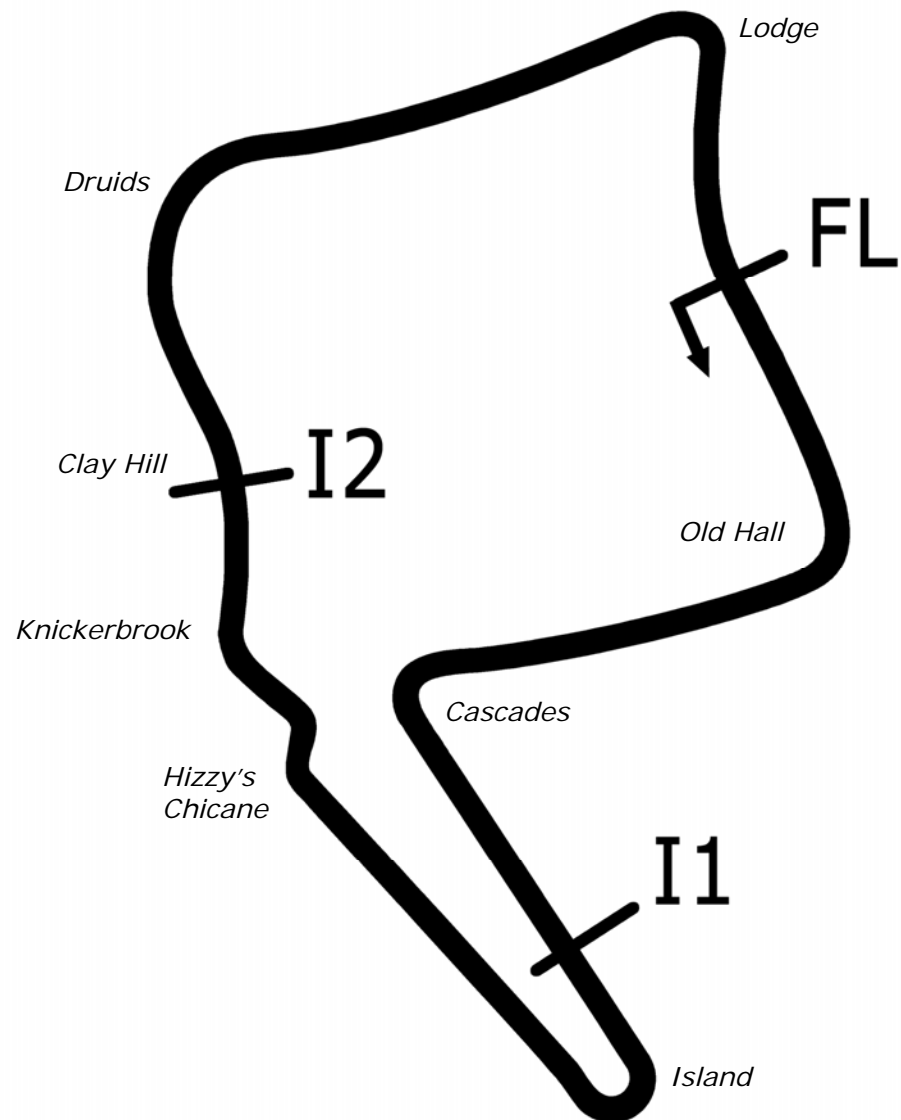
**Rounds 7 & 8
Oulton Park Island**

22nd & 23rd August 2020



Results Provided by Timing Solutions Ltd
www.tsl-timing.com

Oulton Park Island



Length	2.2260 miles	3582.4 m	
FL		53.17997 N	2.61294 W
I1	1163m	53.17248 N	2.61631 W
I2	2316m	53.17830 N	2.62040 W
Pit Entry	3564m	53.18011 N	2.61306 W
Pit Exit	180m after FL	53.17836 N	2.61232 W
Pit Entry–Pit Exit	199m, 11.9s @60kph, 8.9s @80kph		

All results available at www.tsl-timing.com

2020 Millers Oils Ginetta GT4 SuperCup

QUALIFYING - ROUND 7 - CLASSIFICATION

POS	NO	CL	PIC NAME	NAT	ENTRY	TIME	ON	LAPS	GAP	DIFF	MPH
1	14	Pro	1 Will BURNS	GBR	Rob Boston Racing	1:33.255	8	9			85.93
2	57	Pro	2 Gus BURTON	GBR	Century Motorsport	1:34.001	7	7	0.746	0.746	85.25
3	81	Pro	3 Tom HIBBERT	GBR	Triple M Motorsport	1:34.336	2	7	1.081	0.335	84.94
4	54	Pro	4 Adam SMALLEY	GBR	Elite Motorsport	1:34.361	7	10	1.106	0.025	84.92
5	99*	Pro	5 Joe MARSHALL-BIRKS	GBR	Rob Boston Racing	1:34.439	7	10	1.184	0.078	84.85
6	44	Pro	6 Fin GREEN	GBR	Rob Boston Racing	1:34.873	6	11	1.618	0.434	84.46
7	27	ProAm	1 Tom EMSON	GBR	Elite Motorsport	1:34.879	3	6	1.624	0.006	84.46
8	78	ProAm	2 Colin WHITE	GBR	CWS Motorsport	1:35.062	8	9	1.807	0.183	84.29
9	92*	Pro	7 Jamie FALVEY	GBR	Motion Capital Racing	1:35.138	6	10	1.883	0.076	84.23
10	12	Pro	8 Reece SOMERFIELD	GBR	Privateer	1:35.298	8	9	2.043	0.160	84.08
11	40	Am	1 Nick HALSTEAD	GBR	Fox Motorsport	1:35.998	11	11	2.743	0.700	83.47
12	4	Am	2 Peter MANGION	GBR	Elite Motorsport	1:36.131	2	6	2.876	0.133	83.36
13	11	ProAm	3 Chris SALKELD	GBR	Assetto Motorsport	1:36.481	1	1	3.226	0.350	83.05
14	19	Am	3 Carl GARNETT	GBR	AK Motorsport	1:36.482	6	8	3.227	0.001	83.05
15	95	Am	4 Stewart LINES	GBR	Maximum Motorsport	1:36.774	5	10	3.519	0.292	82.80

No. 92, 99 - 1 Lap time disallowed; exceeding track limits.

Weather / Track : Drizzle / Damp

These results are provisional until the conclusion of any judicial and technical matters.

Oulton Park Island

Circuit Length = 2.2260 miles

Start: 10:32 Flag 10:52 End: 10:53

Clerk Of Course :	Steward :	Timekeeper :

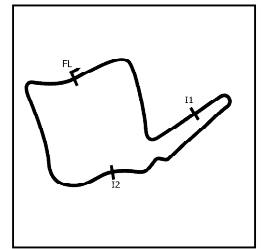
Results can be found at www.tsl-timing.com

Printed - 10:54 Saturday, 22 August 2020



2020 Millers Oils Ginetta GT4 SuperCup

QUALIFYING - ROUND 7 - SECTOR ANALYSIS



SECTOR 1 = FL to I1, SECTOR 2 = I1 to I2, SECTOR 3 = I2 to FL, DIFF = Difference To Personal Best Lap, P = Crossed Finish Line in Pit Lane, D = Time Disallowed

P1		14 Pro		Will BURNS		Rob Boston Racing				
IDEAL LAP TIME : 1:33.136		BEST LAP TIME : 1:33.255		DIFFERENCE : 0.119						
LAP	SECTOR 1	SECTOR 2	SECTOR 3	LAP TIME	MPH	DIFF	TIME OF DAY			
1 -	27.179	115.3	35.741	101.6	30.698	108.2	1:33.618 (3)	85.59	0.363	10:35:46.046
2 -	27.558	114.1	35.800	101.5	36.004	108.7	1:39.362	80.65	6.107	10:37:25.408
3 -	27.056	116.1	35.671	101.8	30.533	108.2	1:33.260 (2)	85.92	0.005	10:38:58.668
4 -	26.961	117.1	36.033	102.1	31.082	108.4	1:34.076	85.18	0.821	10:40:32.744
5 -	33.358	53.7	43.965	87.8	43.370	107.8	2:00.693	66.39	27.438	10:42:33.437
6 -	27.037	116.3	36.046	101.9	IN PIT		1:38.701 P	81.19	5.446	10:44:12.138
7 -	OUTLAP	102.2	39.517	93.8	32.301	108.5	5:47.123	23.08	4:13.868	10:49:59.261
8 -	26.932	116.1	35.752	101.5	30.571	107.3	1:33.255 (1)	85.93		10:51:32.516
9 -	27.022	115.3	35.987	101.5	30.764	108.5	1:33.773	85.45	0.518	10:53:06.289

P2		57 Pro		Gus BURTON		Century Motorsport				
IDEAL LAP TIME : 1:33.879		BEST LAP TIME : 1:34.001		DIFFERENCE : 0.122						
LAP	SECTOR 1	SECTOR 2	SECTOR 3	LAP TIME	MPH	DIFF	TIME OF DAY			
1 -	OUTLAP	63.6	38.363	101.2	35.492	107.5	8:12.573	16.26	6:38.572	10:42:17.432
2 -	27.103	116.1	36.642	101.5	30.770	107.8	1:34.515 (3)	84.78	0.514	10:43:51.947
3 -	27.045	115.5	36.385	101.5	30.978	108.4	1:34.408 (2)	84.88	0.407	10:45:26.355
4 -	26.989	115.7	58.270	101.3	31.206	108.7	1:56.465	68.80	22.464	10:47:22.820
5 -	27.064	116.1	36.640	101.6	30.901	107.8	1:34.605	84.70	0.604	10:48:57.425
6 -	35.334	60.0	41.277	97.5	33.117	108.0	1:49.728	73.03	15.727	10:50:47.153
7 -	26.896	115.7	36.213	101.6	30.892	108.5	1:34.001 (1)	85.25		10:52:21.154

P3		81 Pro		Tom HIBBERT		Triple M Motorsport				
IDEAL LAP TIME : 1:34.304		BEST LAP TIME : 1:34.336		DIFFERENCE : 0.032						
LAP	SECTOR 1	SECTOR 2	SECTOR 3	LAP TIME	MPH	DIFF	TIME OF DAY			
1 -	OUTLAP	94.9	44.240	76.5	34.095	108.0	8:52.630	15.04	7:18.294	10:43:01.160
2 -	27.222	116.1	36.201	101.3	30.913	108.2	1:34.336 (1)	84.94		10:44:35.496
3 -	27.245	111.1	38.264	100.1	32.390	108.2	1:37.899 (3)	81.85	3.563	10:46:13.395
4 -	28.056	97.8	39.279	101.0	32.255	108.5	1:39.590	80.46	5.254	10:47:52.985
5 -	27.429	104.8	41.499	78.2	40.993	107.3	1:49.921	72.90	15.585	10:49:42.906
6 -	27.262	112.9	36.685	101.6	31.183	108.0	1:35.130 (2)	84.23	0.794	10:51:18.036
7 -	27.190	114.3	37.364	96.1	36.565	108.5	1:41.119	79.24	6.783	10:52:59.155

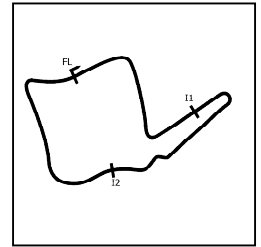
P4		54 Pro		Adam SMALLEY		Elite Motorsport				
IDEAL LAP TIME : 1:33.968		BEST LAP TIME : 1:34.361		DIFFERENCE : 0.393						
LAP	SECTOR 1	SECTOR 2	SECTOR 3	LAP TIME	MPH	DIFF	TIME OF DAY			
1 -	27.683	116.1	35.995	100.7	31.015	108.2	1:34.693	84.62	0.332	10:38:36.716
2 -	27.238	115.5	36.284	101.2	30.887	108.0	1:34.409 (2)	84.88	0.048	10:40:11.125
3 -	27.216	115.5	36.297	100.9	30.996	108.0	1:34.509	84.79	0.148	10:41:45.634
4 -	27.086	115.7	36.308	100.4	31.166	107.2	1:34.560	84.74	0.199	10:43:20.194
5 -	27.150	115.5	36.325	100.4	31.012	107.7	1:34.487 (3)	84.81	0.126	10:44:54.681
6 -	32.786	94.5	41.718	85.2	33.872	107.7	1:48.376	73.94	14.015	10:46:43.057
7 -	27.140	115.9	36.138	101.2	31.083	107.2	1:34.361 (1)	84.92		10:48:17.418
8 -	27.326	114.9	36.240	101.3	31.203	107.8	1:34.769	84.55	0.408	10:49:52.187
9 -	30.588	96.4	41.221	101.0	31.222	107.5	1:43.031	77.77	8.670	10:51:35.218
10 -	27.222	115.9	36.190	101.3	31.083	107.5	1:34.495	84.80	0.134	10:53:09.713

Weather / Track : Drizzle / Damp

Oulton Park Island
 Circuit Length = 2.2260 miles
 Start: 10:32 Flag 10:52 End: 10:53

2020 Millers Oils Ginetta GT4 SuperCup

QUALIFYING - ROUND 7 - SECTOR ANALYSIS



SECTOR 1 = FL to I1, SECTOR 2 = I1 to I2, SECTOR 3 = I2 to FL, DIFF = Difference To Personal Best Lap, P = Crossed Finish Line in Pit Lane, D = Time Disallowed

P5 99 Pro Joe MARSHALL-BIRKS		Rob Boston Racing								
IDEAL LAP TIME : 1:34.109		BEST LAP TIME : 1:34.439								
		DIFFERENCE : 0.330								
LAP	SECTOR 1	SECTOR 2	SECTOR 3	LAP TIME	MPH	DIFF	TIME OF DAY			
1 -	29.551	105.6	38.054	97.5	31.635	105.5	1:39.240	80.74	4.801	10:36:38.007
2 -	29.176	114.7	36.657	101.3	33.329	107.7	1:39.162 D	80.81	4.723	10:38:17.169
3 -	27.035	112.2	37.256	100.3	30.859	107.3	1:35.150	84.22	0.711	10:39:52.319
4 -	27.123	115.5	36.625	100.9	30.900	107.2	1:34.648 (3)	84.66	0.209	10:41:26.967
5 -	27.028	115.5	36.253	100.1	31.366	107.7	1:34.647 (2)	84.66	0.208	10:43:01.614
6 -	29.914	88.6	45.029	79.6	33.499	107.5	1:48.442	73.89	14.003	10:44:50.056
7 -	26.997	116.5	36.430	101.2	31.012	108.0	1:34.439 (1)	84.85		10:46:24.495
8 -	27.176	101.3	38.845	91.1	34.187	108.0	1:40.208	79.96	5.769	10:48:04.703
9 -	27.057	115.5	36.595	100.9	IN PIT		1:41.366 P	79.05	6.927	10:49:46.069
10 -	OUTLAP	105.1	38.358	99.5	31.091	92.6	2:28.436	53.98	53.997	10:52:14.505

P6 44 Pro Fin GREEN		Rob Boston Racing								
IDEAL LAP TIME : 1:34.824		BEST LAP TIME : 1:34.873								
		DIFFERENCE : 0.049								
LAP	SECTOR 1	SECTOR 2	SECTOR 3	LAP TIME	MPH	DIFF	TIME OF DAY			
1 -	27.852	113.9	36.765	99.2	31.018	107.0	1:35.635	83.79	0.762	10:36:09.004
2 -	27.485	114.3	36.761	98.8	31.194	107.0	1:35.440	83.96	0.567	10:37:44.444
3 -	27.504	114.1	36.609	97.1	31.213	104.0	1:35.326	84.06	0.453	10:39:19.770
4 -	27.361	113.3	36.676	98.3	31.021	104.8	1:35.058 (3)	84.30	0.185	10:40:54.828
5 -	27.221	113.1	36.996	97.8	31.162	105.6	1:35.379	84.01	0.506	10:42:30.207
6 -	27.221	115.3	36.658	99.1	30.994	107.3	1:34.873 (1)	84.46		10:44:05.080
7 -	27.243	113.9	36.747	99.4	31.022	107.7	1:35.012 (2)	84.34	0.139	10:45:40.092
8 -	27.474	114.7	36.718	99.5	31.207	107.5	1:35.399	84.00	0.526	10:47:15.491
9 -	32.812	41.1	40.533	100.3	31.145	107.3	1:44.490	76.69	9.617	10:48:59.981
10 -	27.493	114.5	36.914	98.8	31.281	106.0	1:35.688	83.74	0.815	10:50:35.669
11 -	27.716	113.7	36.845	100.6	32.611	105.5	1:37.172	82.46	2.299	10:52:12.841

P7 27 ProAm Tom EMSON		Elite Motorsport								
IDEAL LAP TIME : 1:34.830		BEST LAP TIME : 1:34.879								
		DIFFERENCE : 0.049								
LAP	SECTOR 1	SECTOR 2	SECTOR 3	LAP TIME	MPH	DIFF	TIME OF DAY			
1 -	28.248	111.1	37.230	100.6	31.071	107.7	1:36.549	83.00	1.670	10:39:28.812
2 -	27.273	112.7	37.026	100.4	30.923	107.2	1:35.222 (3)	84.15	0.343	10:41:04.034
3 -	27.134	114.7	36.923	100.7	30.822	107.3	1:34.879 (1)	84.46		10:42:38.913
4 -	27.145	114.9	36.874	100.9	31.091	106.6	1:35.110 (2)	84.25	0.231	10:44:14.023
5 -	27.648	110.7	38.450	96.4	32.761	107.8	1:38.859	81.06	3.980	10:45:52.882
6 -	29.492	98.9	38.563	93.8	IN PIT		1:46.892 P	74.96	12.013	10:47:39.774

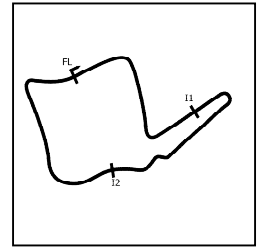
P8 78 ProAm Colin WHITE		CWS Motorsport								
IDEAL LAP TIME : 1:35.003		BEST LAP TIME : 1:35.062								
		DIFFERENCE : 0.059								
LAP	SECTOR 1	SECTOR 2	SECTOR 3	LAP TIME	MPH	DIFF	TIME OF DAY			
1 -	34.045	89.2	43.568	91.6	IN PIT		2:00.564 P	66.46	25.502	10:36:50.511
2 -	OUTLAP	93.8	38.073	100.7	31.945	107.8	3:51.572	34.60	2:16.510	10:40:42.083
3 -	28.112	103.5	37.173	100.3	31.355	109.1	1:36.640	82.92	1.578	10:42:18.723
4 -	27.556	105.1	37.311	101.5	31.361	107.8	1:36.228	83.27	1.166	10:43:54.951
5 -	28.038	105.3	36.897	101.8	31.250	108.4	1:36.185 (3)	83.31	1.123	10:45:31.136
6 -	27.569	110.9	37.369	100.6	31.272	108.2	1:36.210	83.29	1.148	10:47:07.346
7 -	27.799	107.2	36.783	101.8	30.998	107.7	1:35.580 (2)	83.84	0.518	10:48:42.926
8 -	27.615	109.8	36.624	102.2	30.823	107.5	1:35.062 (1)	84.29		10:50:17.988
9 -	30.677	87.6	38.070	98.2	IN PIT		1:48.114 P	74.12	13.052	10:52:06.102

Weather / Track : Drizzle / Damp

Oulton Park Island
Circuit Length = 2.2260 miles
Start: 10:32 Flag 10:52 End: 10:53

2020 Millers Oils Ginetta GT4 SuperCup

QUALIFYING - ROUND 7 - SECTOR ANALYSIS



SECTOR 1 = FL to I1, SECTOR 2 = I1 to I2, SECTOR 3 = I2 to FL, DIFF = Difference To Personal Best Lap, P = Crossed Finish Line in Pit Lane, D = Time Disallowed

P9		92 Pro		Jamie FALVEY		Motion Capital Racing				
IDEAL LAP TIME : 1:35.038		BEST LAP TIME : 1:35.138		DIFFERENCE : 0.100						
LAP	SECTOR 1		SECTOR 2		SECTOR 3		LAP TIME	MPH	DIFF	TIME OF DAY
1 -	27.756	108.0	37.835	101.6	31.617	108.7	1:37.208	82.43	2.070	10:36:42.403
2 -	27.926	113.7	36.844	102.1	31.305	109.2	1:36.075	83.40	0.937	10:38:18.478
3 -	27.735	114.5	36.899	101.9	34.508	108.9	1:39.142	80.82	4.004	10:39:57.620
4 -	27.459	114.7	36.707	101.9	31.270	109.1	1:35.436	D	0.298	10:41:33.056
5 -	27.512	114.3	37.238	102.1	31.248	109.2	1:35.998	(3)	0.860	10:43:09.054
6 -	27.368	115.1	36.660	102.2	31.110	109.6	1:35.138	(1)	84.23	10:44:44.192
7 -	27.746	101.3	37.899	102.2	32.594	108.9	1:38.239		3.101	10:46:22.431
8 -	27.719	95.4	37.662	102.1	IN PIT		1:45.437	P	76.00	10:48:07.868
9 -	OUTLAP	109.4	37.200	102.1	31.348	109.6	2:33.100		57.962	10:50:40.968
10 -	27.545	115.1	36.560	102.1	31.236	109.4	1:35.341	(2)	0.203	10:52:16.309

P10		12 Pro		Reece SOMERFIELD		Privateer					
IDEAL LAP TIME : 1:35.298		BEST LAP TIME : 1:35.298		DIFFERENCE : 0.000							
LAP	SECTOR 1		SECTOR 2		SECTOR 3		LAP TIME	MPH	DIFF	TIME OF DAY	
1 -	OUTLAP	92.9	38.567	101.2	31.900	108.4	5:18.316	25.17	3:43.018	10:39:59.928	
2 -	27.724	111.1	37.082	101.6	31.610	108.0	1:36.416	(3)	83.11	1:118	10:41:36.344
3 -	27.989	108.9	37.383	101.2	31.492	108.2	1:36.864		82.73	1.566	10:43:13.208
4 -	31.716	87.6	39.878	101.0	31.430	108.4	1:43.024		77.78	7.726	10:44:56.232
5 -	27.523	109.4	37.114	101.0	31.309	108.0	1:35.946	(2)	83.52	0.648	10:46:32.178
6 -	27.863	106.8	40.570	76.0	34.231	108.7	1:42.664		78.05	7.366	10:48:14.842
7 -	27.680	110.3	37.426	100.1	31.404	108.4	1:36.510		83.03	1.212	10:49:51.352
8 -	27.340	113.9	36.778	101.0	31.180	107.5	1:35.298	(1)	84.08		10:51:26.650
9 -	29.413	90.4	40.846	100.4	IN PIT		1:51.647	P	71.77	16.349	10:53:18.297

P11		40 Am		Nick HALSTEAD		Fox Motorsport					
IDEAL LAP TIME : 1:35.963		BEST LAP TIME : 1:35.998		DIFFERENCE : 0.035							
LAP	SECTOR 1		SECTOR 2		SECTOR 3		LAP TIME	MPH	DIFF	TIME OF DAY	
1 -	28.836	111.8	38.332	100.3	32.374	106.8	1:39.542	80.50	3.544	10:35:53.070	
2 -	29.022	110.7	37.648	100.3	31.941	106.8	1:38.611	81.26	2.613	10:37:31.681	
3 -	28.230	113.9	37.482	100.1	31.735	106.6	1:37.447	82.23	1.449	10:39:09.128	
4 -	28.135	112.7	37.300	100.4	31.886	106.3	1:37.321	82.34	1.323	10:40:46.449	
5 -	27.900	113.7	37.431	100.4	32.367	106.8	1:37.698	82.02	1.700	10:42:24.147	
6 -	27.901	113.9	37.216	100.6	31.937	106.6	1:37.054	82.56	1.056	10:44:01.201	
7 -	27.682	114.3	37.264	100.4	31.696	107.0	1:36.642	(2)	82.92	0.644	10:45:37.843
8 -	27.707	111.8	40.916	99.1	32.173	107.5	1:40.796	79.50	4.798	10:47:18.639	
9 -	27.913	104.2	37.421	100.9	31.688	107.3	1:37.022	82.59	1.024	10:48:55.661	
10 -	27.893	113.9	37.095	100.6	31.657	107.0	1:36.645	(3)	82.91	0.647	10:50:32.306
11 -	27.717	114.5	36.794	100.9	31.487	107.2	1:35.998	(1)	83.47		10:52:08.304

P12		4 Am		Peter MANGION		Elite Motorsport					
IDEAL LAP TIME : 1:35.658		BEST LAP TIME : 1:36.131		DIFFERENCE : 0.473							
LAP	SECTOR 1		SECTOR 2		SECTOR 3		LAP TIME	MPH	DIFF	TIME OF DAY	
1 -	29.026	109.2	38.980	98.1	31.013	107.5	1:39.019	80.92	2.888	10:39:53.435	
2 -	27.981	113.5	36.795	100.1	31.355	107.0	1:36.131	(1)	83.36		10:41:29.566
3 -	28.384	107.2	37.172	100.4	31.194	107.2	1:36.750	(3)	82.82	0.619	10:43:06.316
4 -	27.850	110.3	37.089	100.4	31.670	108.0	1:36.609	(2)	82.94	0.478	10:44:42.925
5 -	28.151	114.1	37.394	100.4	31.304	107.2	1:36.849		82.74	0.718	10:46:19.774
6 -	28.487	110.5	37.465	100.4	IN PIT		1:43.837	P	77.17	7.706	10:48:03.611

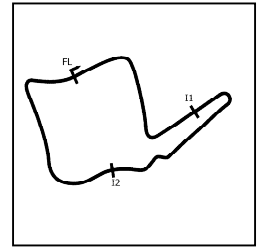
P13		11 ProAm		Chris SALKELD		Aspetto Motorsport					
IDEAL LAP TIME : 1:36.481		BEST LAP TIME : 1:36.481		DIFFERENCE : 0.000							
LAP	SECTOR 1		SECTOR 2		SECTOR 3		LAP TIME	MPH	DIFF	TIME OF DAY	
1 -	27.868	113.7	37.148	100.0	31.465	106.5	1:36.481	(1)	83.05		10:35:43.715

Weather / Track : Drizzle / Damp

Oulton Park Island
Circuit Length = 2.2260 miles
Start: 10:32 Flag 10:52 End: 10:53

2020 Millers Oils Ginetta GT4 SuperCup

QUALIFYING - ROUND 7 - SECTOR ANALYSIS



SECTOR 1 = FL to I1, SECTOR 2 = I1 to I2, SECTOR 3 = I2 to FL, DIFF = Difference To Personal Best Lap, P = Crossed Finish Line in Pit Lane, D = Time Disallowed

P14		19 Am		Carl GARNETT			AK Motorsport				
IDEAL LAP TIME : 1:36.420		BEST LAP TIME : 1:36.482			DIFFERENCE : 0.062						
LAP	SECTOR 1	SECTOR 2		SECTOR 3		LAP TIME	MPH	DIFF	TIME OF DAY		
1 -	OUTLAP	96.1	39.628	97.1	36.270	106.8	7:29.403	17.83	5:52.921	10:42:12.522	
2 -	28.058	112.5	37.711	99.8	32.025	105.6	1:37.794	81.94	1.312	10:43:50.316	
3 -	29.208	93.3	38.182	99.7	31.821	107.2	1:39.211	80.77	2.729	10:45:29.527	
4 -	27.572	113.3	37.607	99.8	31.625	106.6	1:36.804 (3)	82.78	0.322	10:47:06.331	
5 -	29.197	82.8	38.414	100.1	31.936	107.3	1:39.547	80.50	3.065	10:48:45.878	
6 -	27.634	113.5	37.262	100.1	31.586	107.0	1:36.482 (1)	83.05		10:50:22.360	
7 -	27.787	103.0	38.085	99.8	32.315	106.6	1:38.187	81.61	1.705	10:52:00.547	
8 -	27.635	113.9	37.334	100.4	31.597	106.3	1:36.566 (2)	82.98	0.084	10:53:37.113	

P15		95 Am		Stewart LINES			Maximum Motorsport				
IDEAL LAP TIME : 1:35.897		BEST LAP TIME : 1:36.774			DIFFERENCE : 0.877						
LAP	SECTOR 1	SECTOR 2		SECTOR 3		LAP TIME	MPH	DIFF	TIME OF DAY		
1 -	28.885	106.3	37.534	99.8	31.709	106.8	1:38.128	81.66	1.354	10:35:41.656	
2 -	28.510	112.5	36.957	100.0	31.783	106.3	1:37.250	82.40	0.476	10:37:18.906	
3 -	28.147	112.4	37.593	95.7	31.770	106.8	1:37.510	82.18	0.736	10:38:56.416	
4 -	28.283	113.3	38.145	99.5	31.383	107.7	1:37.811	81.92	1.037	10:40:34.227	
5 -	27.966	110.7	36.918	100.3	31.890	107.2	1:36.774 (1)	82.80		10:42:11.001	
6 -	27.930	113.9	41.635	84.7	IN PIT		1:57.272 P	68.33	20.498	10:44:08.273	
7 -	OUTLAP	105.1	37.839	99.2	32.081	107.7	4:16.011	31.30	2:39.237	10:48:24.284	
8 -	28.151	112.2	36.996	101.0	32.157	107.0	1:37.304	82.35	0.530	10:50:01.588	
9 -	27.984	113.5	37.204	100.0	31.840	106.8	1:37.028 (3)	82.59	0.254	10:51:38.616	
10 -	27.596	112.5	37.310	100.6	31.909	105.6	1:36.815 (2)	82.77	0.041	10:53:15.431	

Weather / Track : Drizzle / Damp

2020 Millers Oils Ginetta GT4 SuperCup
QUALIFYING - ROUND 7 - BEST SPEEDS

POS	INTERMEDIATE 1			INTERMEDIATE 2			FINISH LINE		
	NO	NAME	MPH	NO	NAME	MPH	NO	NAME	MPH
1	14	BURNS	117.1	78	WHITE	102.2	92	FALVEY	109.6
2	99	MARSHALL-BIRKS	116.5	92	FALVEY	102.2	78	WHITE	109.1
3	57	BURTON	116.1	14	BURNS	102.1	14	BURNS	108.7
4	81	HIBBERT	116.1	57	BURTON	101.6	57	BURTON	108.7
5	54	SMALLEY	116.1	81	HIBBERT	101.6	12	SOMERFIELD	108.7
6	44	GREEN	115.3	12	SOMERFIELD	101.6	81	HIBBERT	108.5
7	92	FALVEY	115.1	54	SMALLEY	101.3	54	SMALLEY	108.4
8	27	EMSON	114.9	99	MARSHALL-BIRKS	101.3	99	MARSHALL-BIRKS	108.0
9	40	HALSTEAD	114.5	95	LINES	101.0	4	MANGION	108.0
10	4	MANGION	114.1	27	EMSON	100.9	27	EMSON	107.8
11	12	SOMERFIELD	113.9	40	HALSTEAD	100.9	44	GREEN	107.7
12	19	GARNETT	113.9	44	GREEN	100.6	95	LINES	107.7
13	95	LINES	113.9	4	MANGION	100.4	40	HALSTEAD	107.5
14	11	SALKELD	113.7	19	GARNETT	100.4	19	GARNETT	107.3
15	78	WHITE	110.9	11	SALKELD	100.0	11	SALKELD	106.8

Weather / Track : Drizzle / Damp

Results can be found at www.tsl-timing.com

Oulton Park Island
 Circuit Length = 2.2260 miles
 Start: 10:32 Flag 10:52 End: 10:53

Printed - 10:54 Saturday, 22 August 2020

2020 Millers Oils Ginetta GT4 SuperCup

QUALIFYING - ROUND 7 - BEST SECTORS

SECTOR 1			SECTOR 2			SECTOR 3			IDEAL / BEST COMPARISON						
POS	NO	NAME	TIME	NO	NAME	TIME	NO	NAME	TIME	POS	NO	NAME	IDEAL	BEST	DIFF
													PERFECT LAP	1:33.100	
1	57	BURTON	26.896	14	BURNS	35.671	14	BURNS	30.533	1	14	BURNS	1:33.136	1:33.255	0.119
2	14	BURNS	26.932	54	SMALLEY	35.995	57	BURTON	30.770	2	57	BURTON	1:33.879	1:34.001	0.122
3	99	MARSHALL-BIRKS	26.997	81	HIBBERT	36.201	27	EMSON	30.822	3	54	SMALLEY	1:33.968	1:34.361	0.393
4	54	SMALLEY	27.086	57	BURTON	36.213	78	WHITE	30.823	4	99	MARSHALL-BIRKS	1:34.109	1:34.439	0.330
5	27	EMSON	27.134	99	MARSHALL-BIRKS	36.253	99	MARSHALL-BIRKS	30.859	5	81	HIBBERT	1:34.304	1:34.336	0.032
6	81	HIBBERT	27.190	92	FALVEY	36.560	54	SMALLEY	30.887	6	44	GREEN	1:34.824	1:34.873	0.049
7	44	GREEN	27.221	44	GREEN	36.609	81	HIBBERT	30.913	7	27	EMSON	1:34.830	1:34.879	0.049
8	12	SOMERFIELD	27.340	78	WHITE	36.624	44	GREEN	30.994	8	78	WHITE	1:35.003	1:35.062	0.059
9	92	FALVEY	27.368	12	SOMERFIELD	36.778	4	MANGION	31.013	9	92	FALVEY	1:35.038	1:35.138	0.100
10	78	WHITE	27.556	40	HALSTEAD	36.794	92	FALVEY	31.110	10	12	SOMERFIELD	1:35.298	1:35.298	0.000
11	19	GARNETT	27.572	4	MANGION	36.795	12	SOMERFIELD	31.180	11	4	MANGION	1:35.658	1:36.131	0.473
12	95	LINES	27.596	27	EMSON	36.874	95	LINES	31.383	12	95	LINES	1:35.897	1:36.774	0.877
13	40	HALSTEAD	27.682	95	LINES	36.918	11	SALKELD	31.465	13	40	HALSTEAD	1:35.963	1:35.998	0.035
14	4	MANGION	27.850	11	SALKELD	37.148	40	HALSTEAD	31.487	14	19	GARNETT	1:36.420	1:36.482	0.062
15	11	SALKELD	27.868	19	GARNETT	37.262	19	GARNETT	31.586	15	11	SALKELD	1:36.481	1:36.481	0.000

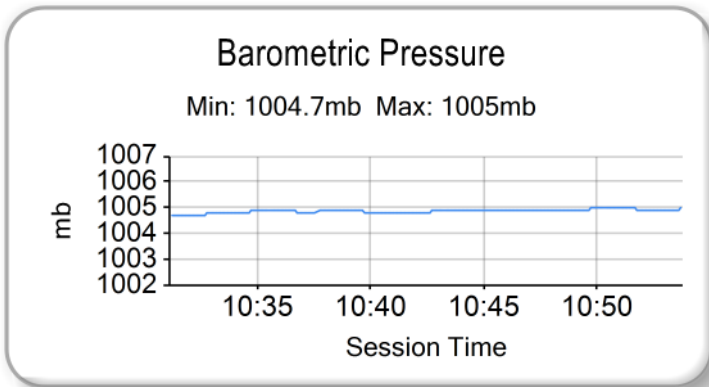
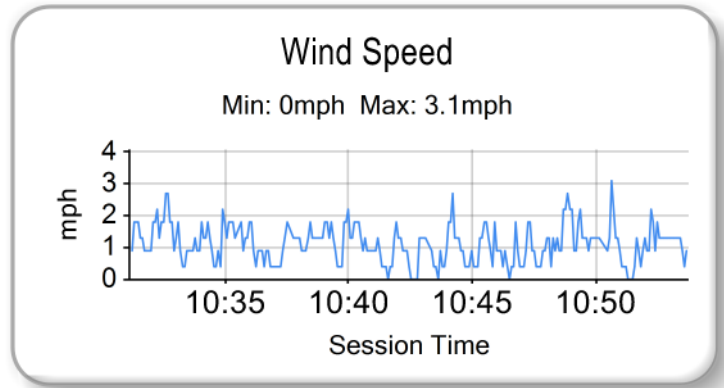
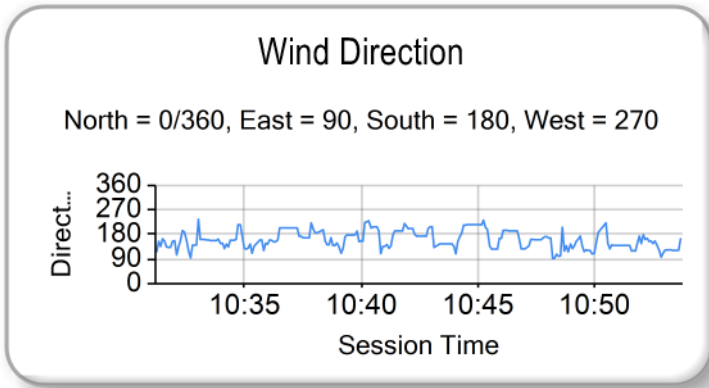
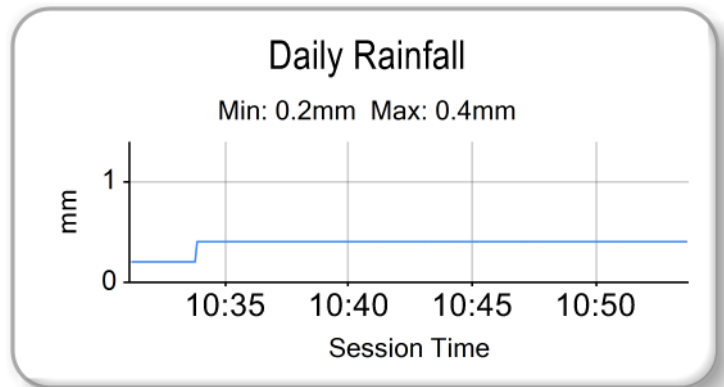
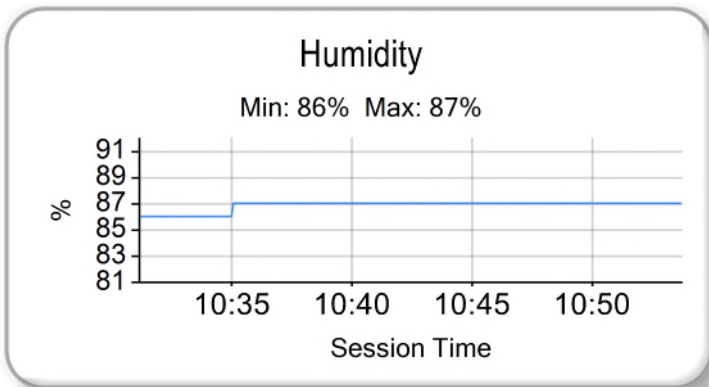
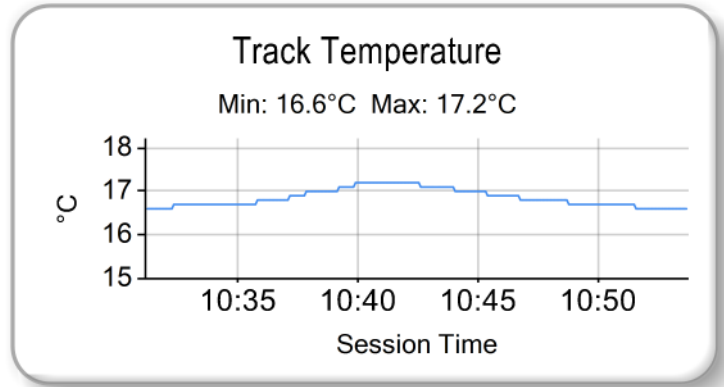
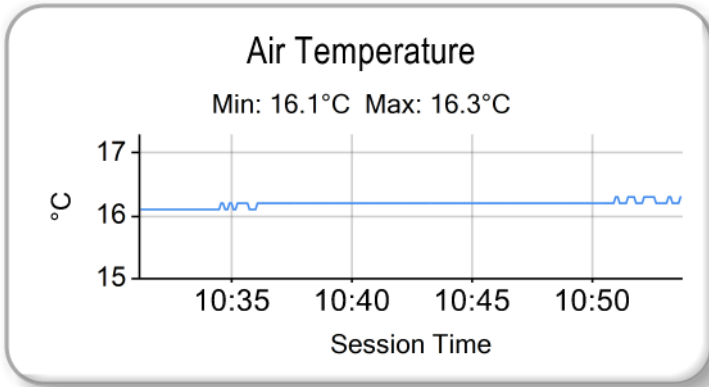
Weather / Track : Drizzle / Damp

Results can be found at www.tsl-timing.com

Oulton Park Island
 Circuit Length = 2.2260 miles
 Start: 10:32 Flag 10:52 End: 10:53

Printed - 10:54 Saturday, 22 August 2020

2020 Millers Oils Ginetta GT4 SuperCup
QUALIFYING - ROUND 7 - WEATHER CONDITIONS



Weather / Track : Drizzle / Damp

Results can be found at www.tsl-timing.com

Oulton Park Island
 Circuit Length = 2.2260 miles
 Start: 10:32 Flag 10:52 End: 10:53

Printed - 10:55 Saturday, 22 August 2020

2020 Millers Oils Ginetta GT4 SuperCup

QUALIFYING - ROUND 7 - STATISTICS

Competitors Started 15
Planned Start 2020-08-22 @ 10:35:00.000
Actual Start 2020-08-22 @ 10:32:00.655
Finish Time 2020-08-22 @ 10:52:01.978
Track Length 2.2260mi.
Total Laps 124
Total Distance Covered 276.0240mi.

Session Fastest Lap History

NO	CL	NAME	LAP TIME	TIME OF DAY	LAP	VEHICLE
95	Am	Stewart LINES	1:38.128	10:35:41.673	1	Maximum Motorsport
11	ProAm	Chris SALKELD	1:36.481	10:35:43.736	1	Assetto Motorsport
14	Pro	Will BURNS	1:33.618	10:35:46.062	1	Rob Boston Racing
14	Pro	Will BURNS	1:33.260	10:38:58.685	3	Rob Boston Racing
14	Pro	Will BURNS	1:33.255	10:51:32.532	8	Rob Boston Racing

Flag History

TYPE	TIME OF DAY
GREEN	10:32:00.655
FINISH	10:52:01.978

Flag Statistics

TYPE	COUNT	TOTAL LAPS	TOTAL TIME
Green	1	11	21:40.534
Red	0	0	0.000
Safety Car	0	0	0.000
FCY	0	0	0.000

2020 Millers Oils Ginetta GT4 SuperCup
QUALIFYING - ROUND 7 - STATISTICS

CLASS : Pro

8 Starters

Fastest Lap History

NO	NAME	LAP TIME	TIME OF DAY	LAP	VEHICLE
14	Will BURNS	1:33.618	10:35:46.062	1	Rob Boston Racing
14	Will BURNS	1:33.260	10:38:58.685	3	Rob Boston Racing
14	Will BURNS	1:33.255	10:51:32.532	8	Rob Boston Racing

Weather / Track : Drizzle / Damp

Results can be found at www.tsl-timing.com

Page 2 of 4

Oulton Park Island
Circuit Length = 2.2260 miles
Start: 10:32 Flag 10:52 End: 10:53

Printed - 10:54 Saturday, 22 August 2020

2020 Millers Oils Ginetta GT4 SuperCup
QUALIFYING - ROUND 7 - STATISTICS

CLASS : ProAm

3 Starters

Fastest Lap History

NO	NAME	LAP TIME	TIME OF DAY	LAP	VEHICLE
11	Chris SALKELD	1:36.481	10:35:43.736	1	Assetto Motorsport
27	Tom EMSON	1:35.222	10:41:04.054	2	Elite Motorsport
27	Tom EMSON	1:34.879	10:42:38.933	3	Elite Motorsport

Weather / Track : Drizzle / Damp

Results can be found at www.tsl-timing.com

Page 3 of 4

Oulton Park Island
Circuit Length = 2.2260 miles
Start: 10:32 Flag 10:52 End: 10:53

Printed - 10:54 Saturday, 22 August 2020

2020 Millers Oils Ginetta GT4 SuperCup
QUALIFYING - ROUND 7 - STATISTICS

CLASS : Am

4 Starters

Fastest Lap History

NO	NAME	LAP TIME	TIME OF DAY	LAP	VEHICLE
95	Stewart LINES	1:38.128	10:35:41.673	1	Maximum Motorsport
95	Stewart LINES	1:37.250	10:37:18.924	2	Maximum Motorsport
4	Peter MANGION	1:36.131	10:41:29.586	2	Elite Motorsport
40	Nick HALSTEAD	1:35.998	10:52:08.321	11	Fox Motorsport

Weather / Track : Drizzle / Damp

Results can be found at www.tsl-timing.com

Page 4 of 4

Oulton Park Island
Circuit Length = 2.2260 miles
Start: 10:32 Flag 10:52 End: 10:53

Printed - 10:54 Saturday, 22 August 2020

2020 Millers Oils Ginetta GT4 SuperCup
ROUND 7 - GRID (25 minutes / 15 Laps)

ROW 8	15	1:36.774	95 Stewart LINES	14	1:36.482	19 Carl GARNETT
ROW 7	13	1:36.131	4 Peter MANGION	12	1:35.998	40 Nick HALSTEAD
ROW 6	11	1:36.481	11 Chris SALKELD	10	1:35.062	78 Colin WHITE
ROW 5	9	1:34.879	27 Tom EMSON	8	1:35.298	12 Reece SOMERFIELD
ROW 4	7	1:35.138	92 Jamie FALVEY	6	1:34.873	44 Fin GREEN
ROW 3	5	1:34.439	99 Joe MARSHALL-BIRKS	4	1:34.361	54 Adam SMALLEY
ROW 2	3	1:34.336	81 Tom HIBBERT	2	1:34.001	57 Gus BURTON
ROW 1	1	1:33.255	14 Will BURNS			
Pole						

Oulton Park Island
 Circuit Length = 2.2260 miles

These results are provisional until the conclusion of any judicial and technical matters.

Clerk Of Course :	Steward :	Timekeeper :
-------------------	-----------	--------------

Results can be found at www.tsl-timing.com

Printed - 10:56 Saturday, 22 August 2020



2020 Millers Oils Ginetta GT4 SuperCup

ROUND 7 - CLASSIFICATION - AMENDED

POS	NO	CL	PIC NAME	NAT	ENTRY	LAPS	TIME	GAP	DIFF	MPH	BEST	ON
1	57	Pro	1 Gus BURTON	GBR	Century Motorsport	15	21:40.947			92.39	1:25.647	6
2	14	Pro	2 Will BURNS	GBR	Rob Boston Racing	15	21:43.240	2.293	2.293	92.23	1:26.133	7
3	81*	Pro	3 Tom HIBBERT	GBR	Triple M Motorsport	15	21:53.415	12.468	10.175	91.52	1:26.196	8
4	54	Pro	4 Adam SMALLEY	GBR	Elite Motorsport	15	21:54.243	13.296	0.828	91.46	1:26.594	8
5	92	Pro	5 Jamie FALVEY	GBR	Motion Capital Racing	15	21:54.826	13.879	0.583	91.42	1:26.554	5
6	99*	Pro	6 Joe MARSHALL-BIRKS	GBR	Rob Boston Racing	15	21:58.816	17.869	3.990	91.14	1:26.483	8
7	78	ProAm	1 Colin WHITE	GBR	CWS Motorsport	15	22:07.154	26.207	8.338	90.57	1:27.120	5
8	11	ProAm	2 Chris SALKELD	GBR	Assetto Motorsport	15	22:08.295	27.348	1.141	90.49	1:27.161	7
9	27	ProAm	3 Tom EMSON	GBR	Elite Motorsport	15	22:08.545	27.598	0.250	90.47	1:27.324	8
10	44*	Pro	7 Fin GREEN	GBR	Rob Boston Racing	15	22:08.685	27.738	0.140	90.46	1:26.679	9
11	19	Am	1 Carl GARNETT	GBR	AK Motorsport	15	22:25.399	44.452	16.714	89.34	1:28.217	4
12	95	Am	2 Stewart LINES	GBR	Maximum Motorsport	15	22:30.827	49.880	5.428	88.98	1:28.464	9
13	4	Am	3 Peter MANGION	GBR	Elite Motorsport	15	22:35.345	54.398	4.518	88.68	1:28.798	5

NOT CLASSIFIED

DNF	40	Am	Nick HALSTEAD	GBR	Fox Motorsport	14	21:03.360	1 Lap	1 Lap	88.80	1:28.365	13
DNF	12	Pro	Reece SOMERFIELD	GBR	Privateer	13	19:10.383	2 Laps	1 Lap	90.55	1:27.282	6

FASTEST LAP

	57	Pro	Gus BURTON	GBR	Century Motorsport	6	1:25.647	93.56 mph	150.57 kph
	78	ProAm	Colin WHITE	GBR	CWS Motorsport	5	1:27.120	91.98 mph	148.03 kph
	19	Am	Carl GARNETT	GBR	AK Motorsport	4	1:28.217	90.83 mph	146.19 kph

*Cars 81 & 99 - 5 second time penalty, exceeding track limits.

*Car 44 - 10 second penalty - False Start

Oulton Park Island

Circuit Length = 2.2260 miles

Start: 14:53 Flag 15:14 End: 15:16

Weather / Track : Cloudy / Dry

These results are provisional until the conclusion of any judicial and technical matters.

Clerk Of Course :	Steward :	Timekeeper :

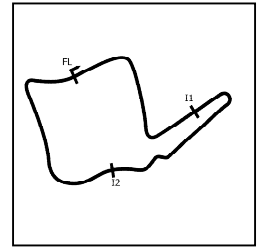
Results can be found at www.tsl-timing.com

Printed - 16:19 Saturday, 22 August 2020



2020 Millers Oils Ginetta GT4 SuperCup

ROUND 7 - SECTOR ANALYSIS



SECTOR 1 = FL to I1, SECTOR 2 = I1 to I2, SECTOR 3 = I2 to FL, DIFF = Difference To Personal Best Lap, P = Crossed Finish Line in Pit Lane, D = Time Disallowed

P1 57 Pro		Gus BURTON		Century Motorsport									
IDEAL LAP TIME : 1:25.630		BEST LAP TIME : 1:25.647		DIFFERENCE : 0.017									
LAP	SECTOR 1	SECTOR 2	SECTOR 3	LAP TIME	MPH	DIFF	TIME OF DAY						
1 -		119.1	34.172	104.5	28.604	110.5	1:33.143	86.03	7.496	14:54:53.673			
2 -	25.196	119.8	33.253	105.0	28.292	109.8	1:26.741	92.38	1.094	14:56:20.414			
3 -	24.893	119.6	32.912	105.5	28.114	110.0	1:25.919	(3) 93.26	0.272	14:57:46.333			
4 -	24.884	119.6	33.041	105.5	28.134	109.4	1:26.059	93.11	0.412	14:59:12.392			
5 -	24.967	118.9	33.614	105.6	28.288	110.3	1:26.869	92.24	1.222	15:00:39.261			
6 -	24.768	119.4	32.798	106.0	28.081	110.0	1:25.647	(1) 93.56		15:02:04.908			
7 -	24.866	120.0	32.947	106.0	28.288	109.8	1:26.101	93.07	0.454	15:03:31.009			
8 -	24.946	119.1	32.833	106.0	28.064	109.4	1:25.843	(2) 93.35	0.196	15:04:56.852			
9 -	24.994	119.4	33.018	105.3	28.218	109.1	1:26.230	92.93	0.583	15:06:23.082			
10 -	24.932	118.9	32.994	105.6	28.280	109.4	1:26.206	92.95	0.559	15:07:49.288			
11 -	25.006	118.3	33.150	105.3	28.255	109.8	1:26.411	92.73	0.764	15:09:15.699			
12 -	24.984	119.4	32.968	105.5	28.258	109.8	1:26.210	92.95	0.563	15:10:41.909			
13 -	25.150	119.1	33.155	105.8	28.193	109.2	1:26.498	92.64	0.851	15:12:08.407			
14 -	25.055	119.4	33.018	105.8	28.212	109.8	1:26.285	92.87	0.638	15:13:34.692			
15 -	25.246	119.1	33.134	105.5	28.405	108.9	1:26.785	92.33	1.138	15:15:01.477			

P2 14 Pro		Will BURNS		Rob Boston Racing									
IDEAL LAP TIME : 1:25.961		BEST LAP TIME : 1:26.133		DIFFERENCE : 0.172									
LAP	SECTOR 1	SECTOR 2	SECTOR 3	LAP TIME	MPH	DIFF	TIME OF DAY						
1 -		118.5	34.072	105.1	28.507	111.2	1:33.406	85.79	7.273	14:54:53.936			
2 -	25.260	120.2	33.471	105.6	28.179	110.9	1:26.910	92.20	0.777	14:56:20.846			
3 -	25.088	120.2	32.967	105.3	28.124	110.3	1:26.179	(3) 92.98	0.046	14:57:47.025			
4 -	25.116	119.6	32.857	105.6	28.368	110.5	1:26.341	92.81	0.208	14:59:13.366			
5 -	25.128	120.4	32.999	105.5	28.306	111.1	1:26.433	92.71	0.300	15:00:39.799			
6 -	25.064	120.2	32.910	105.8	28.186	110.5	1:26.160	(2) 93.00	0.027	15:02:05.959			
7 -	25.065	119.8	32.880	106.1	28.188	110.3	1:26.133	(1) 93.03		15:03:32.092			
8 -	25.128	120.0	33.131	105.8	28.400	110.3	1:26.659	92.47	0.526	15:04:58.751			
9 -	25.030	120.4	32.911	105.3	28.312	110.5	1:26.253	92.90	0.120	15:06:25.004			
10 -	25.044	120.4	33.056	105.5	28.211	109.6	1:26.311	92.84	0.178	15:07:51.315			
11 -	24.980	120.2	33.126	104.6	28.173	110.1	1:26.279	92.88	0.146	15:09:17.594			
12 -	25.245	118.9	33.050	105.3	28.432	110.0	1:26.727	92.40	0.594	15:10:44.321			
13 -	25.088	120.4	32.955	105.6	28.316	110.1	1:26.359	92.79	0.226	15:12:10.680			
14 -	25.000	120.2	33.141	105.6	28.316	110.0	1:26.457	92.68	0.324	15:13:37.137			
15 -	25.077	120.0	33.188	105.5	28.368	110.0	1:26.633	92.50	0.500	15:15:03.770			

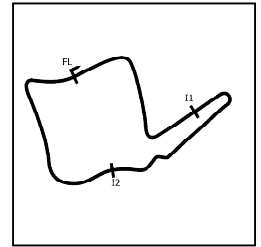
P3 81 Pro		Tom HIBBERT		Triple M Motorsport									
IDEAL LAP TIME : 1:26.122		BEST LAP TIME : 1:26.196		DIFFERENCE : 0.074									
LAP	SECTOR 1	SECTOR 2	SECTOR 3	LAP TIME	MPH	DIFF	TIME OF DAY						
1 -		113.3	34.037	106.0	28.603	111.6	1:33.851	85.38	7.655	14:54:54.381			
2 -	25.320	119.6	33.422	106.0	28.206	111.8	1:26.948	92.16	0.752	14:56:21.329			
3 -	25.035	120.9	33.169	106.3	28.198	111.4	1:26.402	(3) 92.74	0.206	14:57:47.731			
4 -	25.020	120.9	33.181	106.0	28.251	111.2	1:26.452	92.69	0.256	14:59:14.183			
5 -	25.044	120.4	34.544	105.3	28.211	111.1	1:27.799	91.27	1.603	15:00:41.982			
6 -	25.099	120.0	33.225	105.8	28.226	110.9	1:26.550	92.58	0.354	15:02:08.532			
7 -	24.937	120.4	33.130	105.5	28.448	110.1	1:26.515	92.62	0.319	15:03:35.047			
8 -	24.893	120.6	33.176	106.0	28.127	110.3	1:26.196	(1) 92.96		15:05:01.243			
9 -	24.946	120.4	33.184	106.1	28.118	110.7	1:26.248	(2) 92.91	0.052	15:06:27.491			
10 -	24.874	120.2	33.323	105.3	28.692	110.0	1:26.889	92.22	0.693	15:07:54.380			
11 -	25.256	119.1	33.381	105.6	28.291	111.1	1:26.928	92.18	0.732	15:09:21.308			
12 -	25.110	120.2	33.218	105.8	28.598	110.3	1:26.926	92.18	0.730	15:10:48.234			
13 -	25.127	120.2	33.298	105.8	28.424	110.3	1:26.849	92.27	0.653	15:12:15.083			
14 -	25.116	120.0	33.247	105.8	28.350	110.3	1:26.713	92.41	0.517	15:13:41.796			
15 -	25.308	120.4	33.381	106.3	28.460	110.3	1:27.149	91.95	0.953	15:15:08.945			

Weather / Track : Cloudy / Dry

Oulton Park Island
Circuit Length = 2.2260 miles
Start: 14:53 Flag 15:14 End: 15:16

2020 Millers Oils Ginetta GT4 SuperCup

ROUND 7 - SECTOR ANALYSIS



SECTOR 1 = FL to I1, SECTOR 2 = I1 to I2, SECTOR 3 = I2 to FL, DIFF = Difference To Personal Best Lap, P = Crossed Finish Line in Pit Lane, D = Time Disallowed

P4 54 Pro Adam SMALLEY		Elite Motorsport									
IDEAL LAP TIME : 1:26.452		BEST LAP TIME : 1:26.594					DIFFERENCE : 0.142				
LAP	SECTOR 1	SECTOR 2		SECTOR 3		LAP TIME	MPH	DIFF	TIME OF DAY		
1 -		114.9	34.659	104.5	29.094	110.3	1:35.682	83.75	9.088	14:54:56.212	
2 -	25.481	119.4	33.374	105.6	28.474	110.3	1:27.329	91.76	0.735	14:56:23.541	
3 -	25.038	119.8	33.614	105.1	28.261	110.3	1:26.913	92.20	0.319	14:57:50.454	
4 -	25.113	119.8	33.216	105.1	28.349	110.5	1:26.678 (3)	92.45	0.084	14:59:17.132	
5 -	25.020	119.8	33.186	105.8	28.532	110.1	1:26.738	92.38	0.144	15:00:43.870	
6 -	25.152	119.6	33.341	106.1	28.341	110.7	1:26.834	92.28	0.240	15:02:10.704	
7 -	25.063	120.4	33.288	105.8	28.390	110.0	1:26.741	92.38	0.147	15:03:37.445	
8 -	25.005	120.2	33.214	105.3	28.375	109.8	1:26.594 (1)	92.54		15:05:04.039	
9 -	25.101	120.2	33.197	105.1	28.359	110.1	1:26.657 (2)	92.47	0.063	15:06:30.696	
10 -	25.144	119.6	33.375	104.8	28.415	110.0	1:26.934	92.18	0.340	15:07:57.630	
11 -	25.334	117.9	33.278	105.1	28.371	110.0	1:26.983	92.12	0.389	15:09:24.613	
12 -	25.982	119.8	33.619	105.1	28.452	110.3	1:28.053	91.00	1.459	15:10:52.666	
13 -	25.291	119.8	33.540	105.6	28.470	110.0	1:27.301	91.79	0.707	15:12:19.967	
14 -	25.227	119.6	33.734	104.8	28.448	110.0	1:27.409	91.67	0.815	15:13:47.376	
15 -	25.393	119.6	33.563	105.0	28.441	110.3	1:27.397	91.69	0.803	15:15:14.773	

P5 92 Pro Jamie FALVEY		Motion Capital Racing									
IDEAL LAP TIME : 1:26.422		BEST LAP TIME : 1:26.554					DIFFERENCE : 0.132				
LAP	SECTOR 1	SECTOR 2		SECTOR 3		LAP TIME	MPH	DIFF	TIME OF DAY		
1 -		114.1	34.464	106.1	29.066	112.0	1:35.841	83.61	9.287	14:54:56.371	
2 -	25.634	119.1	33.520	105.6	28.447	111.2	1:27.601	91.47	1.047	14:56:23.972	
3 -	25.159	120.2	33.411	106.3	28.433	111.1	1:27.003	92.10	0.449	14:57:50.975	
4 -	25.307	118.3	33.208	105.6	28.336	111.2	1:26.851	92.26	0.297	14:59:17.826	
5 -	25.095	119.6	33.119	106.0	28.340	111.4	1:26.554 (1)	92.58		15:00:44.380	
6 -	25.151	120.0	33.192	106.0	28.317	111.2	1:26.660 (2)	92.47	0.106	15:02:11.040	
7 -	25.283	119.8	33.030	106.6	28.371	110.5	1:26.684	92.44	0.130	15:03:37.724	
8 -	25.291	119.4	33.026	106.5	28.573	110.7	1:26.890	92.22	0.336	15:05:04.614	
9 -	25.117	120.6	33.163	106.1	28.510	110.0	1:26.790	92.33	0.236	15:06:31.404	
10 -	25.079	120.2	33.118	106.1	28.480	110.0	1:26.677 (3)	92.45	0.123	15:07:58.081	
11 -	25.340	120.2	33.277	106.1	28.491	110.3	1:27.108	91.99	0.554	15:09:25.189	
12 -	25.671	118.9	33.755	105.3	28.514	110.5	1:27.940	91.12	1.386	15:10:53.129	
13 -	25.249	120.0	33.388	106.5	28.684	110.1	1:27.321	91.77	0.767	15:12:20.450	
14 -	25.090	120.6	33.650	105.8	28.630	110.3	1:27.370	91.72	0.816	15:13:47.820	
15 -	25.367	120.4	33.349	106.5	28.820	109.8	1:27.536	91.54	0.982	15:15:15.356	

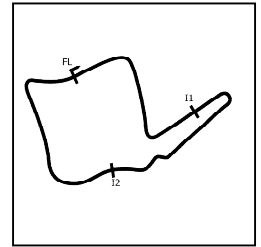
P6 44 Pro Fin GREEN		Rob Boston Racing									
IDEAL LAP TIME : 1:26.348		BEST LAP TIME : 1:26.679					DIFFERENCE : 0.331				
LAP	SECTOR 1	SECTOR 2		SECTOR 3		LAP TIME	MPH	DIFF	TIME OF DAY		
1 -		113.9	35.010	104.2	28.967	109.6	1:36.830	82.75	10.151	14:54:57.360	
2 -	25.541	117.7	33.918	103.7	28.612	109.4	1:28.071	90.99	1.392	14:56:25.431	
3 -	25.182	118.7	33.716	104.0	28.652	109.2	1:27.550	91.53	0.871	14:57:52.981	
4 -	25.183	118.1	33.438	104.5	28.440	109.2	1:27.061	92.04	0.382	14:59:20.042	
5 -	25.131	118.5	33.305	104.0	28.561	109.2	1:26.997	92.11	0.318	15:00:47.039	
6 -	25.139	118.9	33.335	105.0	28.518	108.0	1:26.992	92.11	0.313	15:02:14.031	
7 -	25.129	118.7	33.212	104.6	28.373	108.5	1:26.714 (2)	92.41	0.035	15:03:40.745	
8 -	25.141	118.5	33.444	102.2	28.777	109.1	1:27.362	91.72	0.683	15:05:08.107	
9 -	24.982	119.6	33.410	104.6	28.287	109.4	1:26.679 (1)	92.45		15:06:34.786	
10 -	25.065	118.7	33.336	103.7	28.337	108.4	1:26.738 (3)	92.38	0.059	15:08:01.524	
11 -	25.210	118.3	33.079	104.8	28.641	109.1	1:26.930	92.18	0.251	15:09:28.454	
12 -	25.631	118.5	33.462	104.3	28.473	108.9	1:27.566	91.51	0.887	15:10:56.020	
13 -	25.255	118.7	33.379	104.6	28.297	109.2	1:26.931	92.18	0.252	15:12:22.951	
14 -	25.070	118.9	33.508	103.4	28.377	109.2	1:26.955	92.15	0.276	15:13:49.906	
15 -	25.412	118.9	35.234	104.0	28.663	107.7	1:29.309	89.72	2.630	15:15:19.215	

Weather / Track : Cloudy / Dry

Oulton Park Island
 Circuit Length = 2.2260 miles
 Start: 14:53 Flag 15:14 End: 15:16

2020 Millers Oils Ginetta GT4 SuperCup

ROUND 7 - SECTOR ANALYSIS



SECTOR 1 = FL to I1, SECTOR 2 = I1 to I2, SECTOR 3 = I2 to FL, DIFF = Difference To Personal Best Lap, P = Crossed Finish Line in Pit Lane, D = Time Disallowed

P7 99 Pro Joe MARSHALL-BIRKS		Rob Boston Racing								
IDEAL LAP TIME : 1:26.394		BEST LAP TIME : 1:26.483		DIFFERENCE : 0.089						
LAP	SECTOR 1	SECTOR 2	SECTOR 3	LAP TIME	MPH	DIFF	TIME OF DAY			
1 -	117.1	34.475	104.8	28.813	109.8	1:35.003	84.35	8.520	14:54:55.533	
2 -	25.458	120.0	33.546	105.5	28.382	110.0	1:27.386	91.70	0.903	14:56:22.919
3 -	25.060	120.0	33.471	105.5	28.346	109.8	1:26.877	92.24	0.394	14:57:49.796
4 -	25.147	120.2	33.191	105.6	28.365	110.3	1:26.703 (3)	92.42	0.220	14:59:16.499
5 -	25.228	119.4	33.235	105.5	28.566	110.1	1:27.029	92.07	0.546	15:00:43.528
6 -	25.004	120.2	33.393	105.5	28.457	110.0	1:26.854	92.26	0.371	15:02:10.382
7 -	24.963	119.8	33.251	105.8	28.386	108.7	1:26.600 (2)	92.53	0.117	15:03:36.982
8 -	25.015	120.2	33.085	105.6	28.383	109.6	1:26.483 (1)	92.66		15:05:03.465
9 -	25.149	120.0	33.103	105.5	28.591	108.9	1:26.843	92.27	0.360	15:06:30.308
10 -	24.998	119.6	33.334	105.0	28.445	109.2	1:26.777	92.34	0.294	15:07:57.085
11 -	25.181	119.1	33.381	104.6	28.825	108.0	1:27.387	91.70	0.904	15:09:24.472
12 -	25.793	119.1	33.504	104.8	28.551	109.1	1:27.848	91.22	1.365	15:10:52.320
13 -	25.163	119.4	33.564	104.8	28.442	109.4	1:27.169	91.93	0.686	15:12:19.489
14 -	25.262	119.4	33.625	105.0	28.593	109.4	1:27.480	91.60	0.997	15:13:46.969
15 -	25.335	119.8	33.560	105.5	28.482	109.4	1:27.377	91.71	0.894	15:15:14.346

P8 78 ProAm Colin WHITE		CWS Motorsport								
IDEAL LAP TIME : 1:27.009		BEST LAP TIME : 1:27.120		DIFFERENCE : 0.111						
LAP	SECTOR 1	SECTOR 2	SECTOR 3	LAP TIME	MPH	DIFF	TIME OF DAY			
1 -	115.5	35.347	105.0	28.968	111.2	1:37.601	82.10	10.481	14:54:58.131	
2 -	25.718	119.4	34.523	104.8	28.721	110.7	1:28.962	90.07	1.842	14:56:27.093
3 -	25.197	118.7	33.780	104.8	28.636	110.9	1:27.613	91.46	0.493	14:57:54.706
4 -	25.521	119.4	34.039	105.1	28.517	110.9	1:28.077	90.98	0.957	14:59:22.783
5 -	25.258	119.4	33.503	105.1	28.359	111.6	1:27.120 (1)	91.98		15:00:49.903
6 -	25.531	117.1	33.583	105.5	28.388	111.1	1:27.502	91.58	0.382	15:02:17.405
7 -	25.234	120.2	33.566	105.0	28.381	111.1	1:27.181 (2)	91.91	0.061	15:03:44.586
8 -	25.218	120.2	33.811	105.3	28.682	111.1	1:27.711	91.36	0.591	15:05:12.297
9 -	25.336	111.2	33.871	105.0	28.476	110.7	1:27.683	91.39	0.563	15:06:39.980
10 -	25.147	120.0	33.757	104.3	28.462	111.1	1:27.366 (3)	91.72	0.246	15:08:07.346
11 -	25.274	118.9	33.568	105.5	28.780	110.7	1:27.622	91.45	0.502	15:09:34.968
12 -	25.212	120.0	34.260	105.5	28.637	110.9	1:28.109	90.95	0.989	15:11:03.077
13 -	25.362	120.0	33.986	105.6	28.699	111.4	1:28.047	91.01	0.927	15:12:31.124
14 -	25.799	115.7	33.902	104.2	28.705	110.3	1:28.406	90.64	1.286	15:13:59.530
15 -	25.823	118.9	33.664	104.5	28.667	110.3	1:28.154	90.90	1.034	15:15:27.684

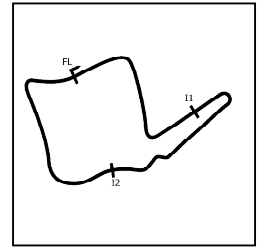
P9 11 ProAm Chris SALKELD		Assetto Motorsport								
IDEAL LAP TIME : 1:26.895		BEST LAP TIME : 1:27.161		DIFFERENCE : 0.266						
LAP	SECTOR 1	SECTOR 2	SECTOR 3	LAP TIME	MPH	DIFF	TIME OF DAY			
1 -	118.5	35.286	104.6	28.980	110.7	1:37.966	81.79	10.805	14:54:58.496	
2 -	25.707	119.1	34.403	105.1	28.898	109.8	1:29.008	90.03	1.847	14:56:27.504
3 -	25.259	119.8	34.035	105.3	28.430	110.9	1:27.724	91.35	0.563	14:57:55.228
4 -	25.151	119.6	34.248	104.8	28.617	110.7	1:28.016	91.04	0.855	14:59:23.244
5 -	25.220	119.6	33.881	105.5	28.402	110.5	1:27.503	91.58	0.342	15:00:50.747
6 -	25.472	116.7	33.746	105.8	28.515	110.1	1:27.733	91.34	0.572	15:02:18.480
7 -	25.312	119.6	33.342	105.5	28.507	109.4	1:27.161 (1)	91.94		15:03:45.641
8 -	25.317	119.1	33.577	105.6	28.492	110.1	1:27.386 (2)	91.70	0.225	15:05:13.027
9 -	25.201	118.1	33.914	105.6	28.453	110.0	1:27.568	91.51	0.407	15:06:40.595
10 -	25.327	119.6	33.746	105.3	28.498	110.0	1:27.571	91.50	0.410	15:08:08.166
11 -	25.324	119.1	33.579	105.5	28.512	110.5	1:27.415 (3)	91.67	0.254	15:09:35.581
12 -	25.278	118.7	34.096	105.0	28.750	109.4	1:28.124	90.93	0.963	15:11:03.705
13 -	25.404	119.1	33.780	105.3	28.777	109.1	1:27.961	91.10	0.800	15:12:31.666
14 -	25.702	118.3	33.835	104.8	28.824	109.2	1:28.361	90.69	1.200	15:14:00.027
15 -	25.685	118.5	34.416	104.6	28.697	108.7	1:28.798	90.24	1.637	15:15:28.825

Weather / Track : Cloudy / Dry

Oulton Park Island
 Circuit Length = 2.2260 miles
 Start: 14:53 Flag 15:14 End: 15:16

2020 Millers Oils Ginetta GT4 SuperCup

ROUND 7 - SECTOR ANALYSIS



SECTOR 1 = FL to I1, SECTOR 2 = I1 to I2, SECTOR 3 = I2 to FL, DIFF = Difference To Personal Best Lap, P = Crossed Finish Line in Pit Lane, D = Time Disallowed

P10 27 ProAm Tom EMSON			Elite Motorsport							
IDEAL LAP TIME : 1:27.243			BEST LAP TIME : 1:27.324			DIFFERENCE : 0.081				
LAP	SECTOR 1	SECTOR 2	SECTOR 3	LAP TIME	MPH	DIFF	TIME OF DAY			
1 -		110.9	35.814	104.5	29.198	111.1	1:38.618	81.25	11.294	14:54:59.148
2 -	25.754	117.5	34.381	104.6	28.799	110.7	1:28.934	90.10	1.610	14:56:28.082
3 -	25.421	118.7	33.910	103.2	28.597	110.7	1:27.928	91.13	0.604	14:57:56.010
4 -	25.339	119.6	33.808	104.3	28.667	110.5	1:27.814	91.25	0.490	14:59:23.824
5 -	25.346	119.8	33.889	105.5	28.621	110.7	1:27.856	91.21	0.532	15:00:51.680
6 -	25.497	118.7	33.699	104.8	28.555	110.3	1:27.751	91.32	0.427	15:02:19.431
7 -	25.270	119.6	33.603	105.1	28.672	109.4	1:27.545	91.53	0.221	15:03:46.976
8 -	25.192	119.6	33.614	105.0	28.518	110.1	1:27.324 (1)	91.76		15:05:14.300
9 -	25.197	118.5	33.759	104.5	28.616	110.0	1:27.572	91.50	0.248	15:06:41.872
10 -	25.348	118.5	33.556	104.5	28.543	110.0	1:27.447 (2)	91.63	0.123	15:08:09.319
11 -	25.387	117.7	33.568	104.5	29.374	109.2	1:28.329	90.72	1.005	15:09:37.648
12 -	25.326	118.1	33.600	105.1	28.607	109.6	1:27.533	91.54	0.209	15:11:05.181
13 -	25.291	118.1	33.533	105.1	28.638	109.8	1:27.462 (3)	91.62	0.138	15:12:32.643
14 -	25.397	118.7	33.723	104.8	28.592	110.0	1:27.712	91.36	0.388	15:14:00.355
15 -	25.643	119.6	34.377	105.6	28.700	110.3	1:28.720	90.32	1.396	15:15:29.075

P11 19 Am Carl GARNETT			AK Motorsport							
IDEAL LAP TIME : 1:27.940			BEST LAP TIME : 1:28.217			DIFFERENCE : 0.277				
LAP	SECTOR 1	SECTOR 2	SECTOR 3	LAP TIME	MPH	DIFF	TIME OF DAY			
1 -		110.3	35.488	104.5	29.572	110.7	1:40.115	80.04	11.898	14:55:00.645
2 -	26.037	118.1	34.284	104.2	29.334	108.5	1:29.655	89.38	1.438	14:56:30.300
3 -	25.867	118.9	33.965	104.3	28.931	109.6	1:28.763	90.28	0.546	14:57:59.063
4 -	25.404	119.6	33.818	104.6	28.995	109.2	1:28.217 (1)	90.83		14:59:27.280
5 -	25.780	118.5	33.894	104.5	28.844	109.2	1:28.518	90.53	0.301	15:00:55.798
6 -	25.632	118.9	34.008	103.7	28.865	108.9	1:28.505	90.54	0.288	15:02:24.303
7 -	25.941	117.9	33.833	104.3	28.986	108.5	1:28.760	90.28	0.543	15:03:53.063
8 -	25.806	118.1	33.786	104.6	28.897	108.7	1:28.489 (3)	90.56	0.272	15:05:21.552
9 -	25.937	118.5	33.692	104.6	29.093	108.5	1:28.722	90.32	0.505	15:06:50.274
10 -	25.968	117.5	34.016	103.8	28.964	108.5	1:28.948	90.09	0.731	15:08:19.222
11 -	25.882	117.9	33.750	104.3	28.856	108.9	1:28.488 (2)	90.56	0.271	15:09:47.710
12 -	25.978	117.3	33.938	104.2	28.878	108.4	1:28.794	90.24	0.577	15:11:16.504
13 -	26.077	117.5	33.976	103.8	29.129	108.2	1:29.182	89.85	0.965	15:12:45.686
14 -	26.543	116.5	34.354	103.7	29.231	108.4	1:30.128	88.91	1.911	15:14:15.814
15 -	26.387	117.9	34.215	104.3	29.513	108.5	1:30.115	88.92	1.898	15:15:45.929

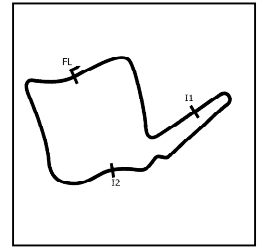
P12 95 Am Stewart LINES			Maximum Motorsport							
IDEAL LAP TIME : 1:28.325			BEST LAP TIME : 1:28.464			DIFFERENCE : 0.139				
LAP	SECTOR 1	SECTOR 2	SECTOR 3	LAP TIME	MPH	DIFF	TIME OF DAY			
1 -		112.5	35.652	102.7	29.595	109.4	1:40.866	79.44	12.402	14:55:01.396
2 -	26.138	116.7	34.895	103.0	29.345	108.5	1:30.378	88.66	1.914	14:56:31.774
3 -	25.758	117.7	34.303	104.0	28.924	109.2	1:28.985	90.05	0.521	14:58:00.759
4 -	25.664	118.3	34.156	104.0	28.880	108.9	1:28.700 (3)	90.34	0.236	14:59:29.459
5 -	25.762	117.9	34.095	103.8	28.804	109.1	1:28.661 (2)	90.38	0.197	15:00:58.120
6 -	25.770	115.7	34.368	104.3	28.701	108.5	1:28.839	90.20	0.375	15:02:26.959
7 -	26.058	117.1	34.138	104.3	28.897	108.0	1:29.093	89.94	0.629	15:03:56.052
8 -	26.114	116.9	34.077	104.5	28.873	108.2	1:29.064	89.97	0.600	15:05:25.116
9 -	25.791	114.1	33.960	104.3	28.713	108.5	1:28.464 (1)	90.58		15:06:53.580
10 -	25.886	117.3	34.137	103.4	28.955	108.2	1:28.978	90.06	0.514	15:08:22.558
11 -	26.201	116.7	34.414	104.0	29.138	108.0	1:29.753	89.28	1.289	15:09:52.311
12 -	26.205	115.1	34.651	103.8	28.933	108.4	1:29.789	89.24	1.325	15:11:22.100
13 -	26.205	116.1	34.379	103.8	29.057	107.8	1:29.641	89.39	1.177	15:12:51.741
14 -	26.499	116.9	34.378	104.0	28.945	108.0	1:29.822	89.21	1.358	15:14:21.563
15 -	26.158	116.9	34.307	104.0	29.329	107.5	1:29.794	89.24	1.330	15:15:51.357

Weather / Track : Cloudy / Dry

Oulton Park Island
Circuit Length = 2.2260 miles
Start: 14:53 Flag 15:14 End: 15:16

2020 Millers Oils Ginetta GT4 SuperCup

ROUND 7 - SECTOR ANALYSIS



SECTOR 1 = FL to I1, SECTOR 2 = I1 to I2, SECTOR 3 = I2 to FL, DIFF = Difference To Personal Best Lap, P = Crossed Finish Line in Pit Lane, D = Time Disallowed

P13		4 Am		Peter MANGION			Elite Motorsport			
IDEAL LAP TIME : 1:28.666		BEST LAP TIME : 1:28.798			DIFFERENCE : 0.132					
LAP	SECTOR 1		SECTOR 2		SECTOR 3		LAP TIME	MPH	DIFF	TIME OF DAY
1 -		112.4	35.616	102.2	29.537	109.8	1:39.732	80.35	10.934	14:55:00.262
2 -	28.829	110.1	34.650	103.8	29.155	109.8	1:32.634	86.50	3.836	14:56:32.896
3 -	25.911	118.9	34.227	104.2	28.917	110.5	1:29.055	89.98	0.257	14:58:01.951
4 -	25.945	118.7	34.077	104.0	29.306	109.1	1:29.328	89.70	0.530	14:59:31.279
5 -	25.852	118.3	33.904	104.6	29.042	109.2	1:28.798 (1)	90.24		15:01:00.077
6 -	25.909	117.9	34.121	104.6	29.316	108.7	1:29.346	89.69	0.548	15:02:29.423
7 -	25.926	117.9	34.151	104.8	29.288	108.5	1:29.365	89.67	0.567	15:03:58.788
8 -	26.279	117.3	33.971	105.1	28.973	109.2	1:29.223	89.81	0.425	15:05:28.011
9 -	25.915	117.9	34.157	104.3	29.117	109.2	1:29.189	89.84	0.391	15:06:57.200
10 -	26.037	117.9	34.397	103.5	29.177	108.9	1:29.611	89.42	0.813	15:08:26.811
11 -	26.130	117.7	33.897	104.2	28.924	108.7	1:28.951 (2)	90.09	0.153	15:09:55.762
12 -	25.964	117.5	34.140	103.8	28.981	108.9	1:29.085	89.95	0.287	15:11:24.847
13 -	25.923	117.7	34.128	104.0	28.970	109.1	1:29.021 (3)	90.01	0.223	15:12:53.868
14 -	26.168	118.1	34.128	104.3	29.320	108.5	1:29.616	89.42	0.818	15:14:23.484
15 -	26.300	117.5	36.519	103.4	29.572	108.7	1:32.391	86.73	3.593	15:15:55.875

P14		40 Am		Nick HALSTEAD			Fox Motorsport			
IDEAL LAP TIME : 1:28.094		BEST LAP TIME : 1:28.365			DIFFERENCE : 0.271					
LAP	SECTOR 1		SECTOR 2		SECTOR 3		LAP TIME	MPH	DIFF	TIME OF DAY
1 -		117.3	36.924	102.4	29.690	109.4	1:41.978	78.58	13.613	14:55:02.508
2 -	26.296	116.7	34.181	103.5	29.240	109.2	1:29.717	89.32	1.352	14:56:32.225
3 -	25.941	117.9	34.151	104.3	28.978	110.1	1:29.070	89.96	0.705	14:58:01.295
4 -	25.583	119.6	33.986	105.3	29.119	108.9	1:28.688	90.35	0.323	14:59:29.983
5 -	25.633	119.1	33.945	104.6	28.899	109.8	1:28.477 (3)	90.57	0.112	15:00:58.460
6 -	25.839	118.5	34.142	105.0	28.965	109.4	1:28.946	90.09	0.581	15:02:27.406
7 -	25.748	119.1	34.328	104.2	29.072	108.4	1:29.148	89.89	0.783	15:03:56.554
8 -	25.831	119.4	34.270	105.3	28.902	109.1	1:29.003	90.03	0.638	15:05:25.557
9 -	25.688	118.7	33.876	105.0	28.977	109.1	1:28.541	90.50	0.176	15:06:54.098
10 -	25.676	118.9	40.468	103.7	28.841	109.2	1:34.985	84.36	6.620	15:08:29.083
11 -	25.828	118.3	33.836	104.3	28.773	109.1	1:28.437 (2)	90.61	0.072	15:09:57.520
12 -	25.756	118.1	33.984	104.5	29.126	108.4	1:28.866	90.17	0.501	15:11:26.386
13 -	25.692	118.3	33.738	104.6	28.935	108.7	1:28.365 (1)	90.68		15:12:54.751
14 -	25.871	118.3	33.948	105.3	29.320	109.6	1:29.139	89.90	0.774	15:14:23.890

P15		12 Pro		Reece SOMERFIELD			Privateer			
IDEAL LAP TIME : 1:27.075		BEST LAP TIME : 1:27.282			DIFFERENCE : 0.207					
LAP	SECTOR 1		SECTOR 2		SECTOR 3		LAP TIME	MPH	DIFF	TIME OF DAY
1 -		117.5	35.556	105.8	29.057	111.1	1:37.144	82.49	9.862	14:54:57.674
2 -	25.736	119.4	34.082	105.0	28.588	111.1	1:28.406	90.64	1.124	14:56:26.080
3 -	25.422	117.9	33.680	105.0	29.074	109.8	1:28.176	90.88	0.894	14:57:54.256
4 -	25.243	118.7	33.699	104.6	28.511	110.0	1:27.453 (3)	91.63	0.171	14:59:21.709
5 -	25.316	118.7	33.564	103.8	28.475	110.5	1:27.355 (2)	91.73	0.073	15:00:49.064
6 -	25.188	118.9	33.680	104.2	28.414	110.0	1:27.282 (1)	91.81		15:02:16.346
7 -	25.150	118.5	33.641	104.5	28.681	108.5	1:27.472	91.61	0.190	15:03:43.818
8 -	25.365	118.3	33.511	105.0	28.694	109.4	1:27.570	91.51	0.288	15:05:11.388
9 -	25.357	115.3	33.601	104.2	28.608	109.2	1:27.566	91.51	0.284	15:06:38.954
10 -	25.391	117.3	33.626	104.2	28.593	108.9	1:27.610	91.46	0.328	15:08:06.564
11 -	25.403	116.5	33.661	103.0	28.742	109.1	1:27.806	91.26	0.524	15:09:34.370
12 -	25.298	117.9	34.147	103.4	28.790	108.4	1:28.235	90.82	0.953	15:11:02.605
13 -	25.482	116.7	33.646	103.8	29.180	108.2	1:28.308	90.74	1.026	15:12:30.913

Weather / Track : Cloudy / Dry

Oulton Park Island
 Circuit Length = 2.2260 miles
 Start: 14:53 Flag 15:14 End: 15:16

2020 Millers Oils Ginetta GT4 SuperCup

ROUND 7 - BEST SPEEDS

POS	INTERMEDIATE 1			INTERMEDIATE 2			FINISH LINE		
	NO	NAME	MPH	NO	NAME	MPH	NO	NAME	MPH
1	81	HIBBERT	120.9	92	FALVEY	106.6	92	FALVEY	112.0
2	92	FALVEY	120.6	81	HIBBERT	106.3	81	HIBBERT	111.8
3	14	BURNS	120.4	14	BURNS	106.1	78	WHITE	111.6
4	54	SMALLEY	120.4	54	SMALLEY	106.1	14	BURNS	111.2
5	99	MARSHALL-BIRKS	120.2	57	BURTON	106.0	27	EMSON	111.1
6	78	WHITE	120.2	99	MARSHALL-BIRKS	105.8	12	SOMERFIELD	111.1
7	57	BURTON	120.0	11	SALKELD	105.8	11	SALKELD	110.9
8	11	SALKELD	119.8	12	SOMERFIELD	105.8	54	SMALLEY	110.7
9	27	EMSON	119.8	78	WHITE	105.6	19	GARNETT	110.7
10	44	GREEN	119.6	27	EMSON	105.6	57	BURTON	110.5
11	19	GARNETT	119.6	40	HALSTEAD	105.3	4	MANGION	110.5
12	40	HALSTEAD	119.6	4	MANGION	105.1	99	MARSHALL-BIRKS	110.3
13	12	SOMERFIELD	119.4	44	GREEN	105.0	40	HALSTEAD	110.1
14	4	MANGION	118.9	19	GARNETT	104.6	44	GREEN	109.6
15	95	LINES	118.3	95	LINES	104.5	95	LINES	109.4

Weather / Track : Cloudy / Dry

Results can be found at www.tsl-timing.com

Oulton Park Island
Circuit Length = 2.2260 miles
Start: 14:53 Flag 15:14 End: 15:16

Printed - 15:17 Saturday, 22 August 2020

2020 Millers Oils Ginetta GT4 SuperCup

ROUND 7 - BEST SECTORS

SECTOR 1			SECTOR 2			SECTOR 3			IDEAL / BEST COMPARISON						
POS	NO	NAME	TIME	NO	NAME	TIME	NO	NAME	TIME	POS	NO	NAME	IDEAL	BEST	DIFF
													PERFECT LAP	1:25.630	
1	57	BURTON	24.768	57	BURTON	32.798	57	BURTON	28.064	1	57	BURTON	1:25.630	1:25.647	0.017
2	81	HIBBERT	24.874	14	BURNS	32.857	81	HIBBERT	28.118	2	14	BURNS	1:25.961	1:26.133	0.172
3	99	MARSHALL-BIRKS	24.963	92	FALVEY	33.026	14	BURNS	28.124	3	81	HIBBERT	1:26.122	1:26.196	0.074
4	14	BURNS	24.980	44	GREEN	33.079	54	SMALLEY	28.261	4	44	GREEN	1:26.348	1:26.679	0.331
5	44	GREEN	24.982	99	MARSHALL-BIRKS	33.085	44	GREEN	28.287	5	99	MARSHALL-BIRKS	1:26.394	1:26.483	0.089
6	54	SMALLEY	25.005	81	HIBBERT	33.130	92	FALVEY	28.317	6	92	FALVEY	1:26.422	1:26.554	0.132
7	92	FALVEY	25.079	54	SMALLEY	33.186	99	MARSHALL-BIRKS	28.346	7	54	SMALLEY	1:26.452	1:26.594	0.142
8	78	WHITE	25.147	11	SALKELD	33.342	78	WHITE	28.359	8	11	SALKELD	1:26.895	1:27.161	0.266
9	12	SOMERFIELD	25.150	78	WHITE	33.503	11	SALKELD	28.402	9	78	WHITE	1:27.009	1:27.120	0.111
10	11	SALKELD	25.151	12	SOMERFIELD	33.511	12	SOMERFIELD	28.414	10	12	SOMERFIELD	1:27.075	1:27.282	0.207
11	27	EMSON	25.192	27	EMSON	33.533	27	EMSON	28.518	11	27	EMSON	1:27.243	1:27.324	0.081
12	19	GARNETT	25.404	19	GARNETT	33.692	95	LINES	28.701	12	19	GARNETT	1:27.940	1:28.217	0.277
13	40	HALSTEAD	25.583	40	HALSTEAD	33.738	40	HALSTEAD	28.773	13	40	HALSTEAD	1:28.094	1:28.365	0.271
14	95	LINES	25.664	4	MANGION	33.897	19	GARNETT	28.844	14	95	LINES	1:28.325	1:28.464	0.139
15	4	MANGION	25.852	95	LINES	33.960	4	MANGION	28.917	15	4	MANGION	1:28.666	1:28.798	0.132

Weather / Track : Cloudy / Dry

Results can be found at www.tsl-timing.com

Oulton Park Island
 Circuit Length = 2.2260 miles
 Start: 14:53 Flag 15:14 End: 15:16

Printed - 15:17 Saturday, 22 August 2020

2020 Millers Oils Ginetta GT4 SuperCup

ROUND 7 - LAP CHART

LAP 1 @ 14:54:53.673			LAP 2 @ 14:56:20.414			LAP 3 @ 14:57:46.333			LAP 4 @ 14:59:12.392			LAP 5 @ 15:00:39.261		
NO	BEHIND	LAP TIME	NO	BEHIND	LAP TIME	NO	BEHIND	LAP TIME	NO	BEHIND	LAP TIME	NO	BEHIND	LAP TIME
57		1:33.143	57		1:26.741	57		1:25.919	57		1:26.059	57		1:26.869
14	0.263	1:33.406	14	0.432	1:26.910	14	0.692	1:26.179	14	0.974	1:26.341	14	0.538	1:26.433
81	0.708	1:33.851	81	0.915	1:26.948	81	1.398	1:26.402	81	1.791	1:26.452	81	2.721	1:27.799
99	1.860	1:35.003	99	2.505	1:27.386	99	3.463	1:26.877	99	4.107	1:26.703	99	4.267	1:27.029
54	2.539	1:35.682	54	3.127	1:27.329	54	4.121	1:26.913	54	4.740	1:26.678	54	4.609	1:26.738
92	2.698	1:35.841	92	3.558	1:27.601	92	4.642	1:27.003	92	5.434	1:26.851	92	5.119	1:26.554
44	3.687	1:36.830	44	5.017	1:28.071	44	6.648	1:27.550	44	7.650	1:27.061	44	7.778	1:26.997
12	4.001	1:37.144	12	5.666	1:28.406	12	7.923	1:28.176	12	9.317	1:27.453	12	9.803	1:27.355
78	4.458	1:37.601	78	6.679	1:28.962	78	8.373	1:27.613	78	10.391	1:28.077	78	10.642	1:27.120
11	4.823	1:37.966	11	7.090	1:29.008	11	8.895	1:27.724	11	10.852	1:28.016	11	11.486	1:27.503
27	5.475	1:38.618	27	7.668	1:28.934	27	9.677	1:27.928	27	11.432	1:27.814	27	12.419	1:27.856
4	6.589	1:39.732	19	9.886	1:29.655	19	12.730	1:28.763	19	14.888	1:28.217	19	16.537	1:28.518
19	6.972	1:40.115	95	11.360	1:30.378	95	14.426	1:28.985	95	17.067	1:28.700	95	18.859	1:28.661
95	7.723	1:40.866	40	11.811	1:29.717	40	14.962	1:29.070	40	17.591	1:28.688	40	19.199	1:28.477
40	8.835	1:41.978	4	12.482	1:32.634	4	15.618	1:29.055	4	18.887	1:29.328	4	20.816	1:28.798

Weather / Track : Cloudy / Dry

2020 Millers Oils Ginetta GT4 SuperCup

ROUND 7 - LAP CHART

LAP 6 @ 15:02:04.908			LAP 7 @ 15:03:31.009			LAP 8 @ 15:04:56.852			LAP 9 @ 15:06:23.082			LAP 10 @ 15:07:49.288		
NO	BEHIND	LAP TIME	NO	BEHIND	LAP TIME	NO	BEHIND	LAP TIME	NO	BEHIND	LAP TIME	NO	BEHIND	LAP TIME
57		1:25.647	57		1:26.101	57		1:25.843	57		1:26.230	57		1:26.206
14	1.051	1:26.160	14	1.083	1:26.133	14	1.899	1:26.659	14	1.922	1:26.253	14	2.027	1:26.311
81	3.624	1:26.550	81	4.038	1:26.515	81	4.391	1:26.196	81	4.409	1:26.248	81	5.092	1:26.889
99	5.474	1:26.854	99	5.973	1:26.600	99	6.613	1:26.483	99	7.226	1:26.843	99	7.797	1:26.777
54	5.796	1:26.834	54	6.436	1:26.741	54	7.187	1:26.594	54	7.614	1:26.657	54	8.342	1:26.934
92	6.132	1:26.660	92	6.715	1:26.684	92	7.762	1:26.890	92	8.322	1:26.790	92	8.793	1:26.677
44	9.123	1:26.992	44	9.736	1:26.714	44	11.255	1:27.362	44	11.704	1:26.679	44	12.236	1:26.738
12	11.438	1:27.282	12	12.809	1:27.472	12	14.536	1:27.570	12	15.872	1:27.566	12	17.276	1:27.610
78	12.497	1:27.502	78	13.577	1:27.181	78	15.445	1:27.711	78	16.898	1:27.683	78	18.058	1:27.366
11	13.572	1:27.733	11	14.632	1:27.161	11	16.175	1:27.386	11	17.513	1:27.568	11	18.878	1:27.571
27	14.523	1:27.751	27	15.967	1:27.545	27	17.448	1:27.324	27	18.790	1:27.572	27	20.031	1:27.447
19	19.395	1:28.505	19	22.054	1:28.760	19	24.700	1:28.489	19	27.192	1:28.722	19	29.934	1:28.948
95	22.051	1:28.839	95	25.043	1:29.093	95	28.264	1:29.064	95	30.498	1:28.464	95	33.270	1:28.978
40	22.498	1:28.946	40	25.545	1:29.148	40	28.705	1:29.003	40	31.016	1:28.541	40	37.523	1:29.611
4	24.515	1:29.346	4	27.779	1:29.365	4	31.159	1:29.223	4	34.118	1:29.189	40	39.795	1:34.985

Weather / Track : Cloudy / Dry

2020 Millers Oils Ginetta GT4 SuperCup

ROUND 7 - LAP CHART

LAP 11 @ 15:09:15.699			LAP 12 @ 15:10:41.909			LAP 13 @ 15:12:08.407			LAP 14 @ 15:13:34.692			LAP 15 @ 15:15:01.477		
NO	BEHIND	LAP TIME	NO	BEHIND	LAP TIME	NO	BEHIND	LAP TIME	NO	BEHIND	LAP TIME	NO	BEHIND	LAP TIME
57		1:26.411	57		1:26.210	57		1:26.498	57		1:26.285	57		1:26.785
14	1.895	1:26.279	14	2.412	1:26.727	14	2.273	1:26.359	14	2.445	1:26.457	14	2.293	1:26.633
81	5.609	1:26.928	81	6.325	1:26.926	81	6.676	1:26.849	81	7.104	1:26.713	81	7.468	1:27.149
99	8.773	1:27.387	99	10.411	1:27.848	99	11.082	1:27.169	99	12.277	1:27.480	99	12.869	1:27.377
54	8.914	1:26.983	54	10.757	1:28.053	54	11.560	1:27.301	54	12.684	1:27.409	54	13.296	1:27.397
92	9.490	1:27.108	92	11.220	1:27.940	92	12.043	1:27.321	92	13.128	1:27.370	92	13.879	1:27.536
44	12.755	1:26.930	44	14.111	1:27.566	44	14.544	1:26.931	44	15.214	1:26.955	44	17.738	1:29.309
12	18.671	1:27.806	12	20.696	1:28.235	12	22.506	1:28.308	78	24.838	1:28.406	78	26.207	1:28.154
78	19.269	1:27.622	78	21.168	1:28.109	78	22.717	1:28.047	11	25.335	1:28.361	11	27.348	1:28.798
11	19.882	1:27.415	11	21.796	1:28.124	11	23.259	1:27.961	27	25.663	1:27.712	27	27.598	1:28.720
27	21.949	1:28.329	27	23.272	1:27.533	27	24.236	1:27.462	19	41.122	1:30.128	19	44.452	1:30.115
19	32.011	1:28.488	19	34.595	1:28.794	19	37.279	1:29.182	95	46.871	1:29.822	95	49.880	1:29.794
95	36.612	1:29.753	95	40.191	1:29.789	95	43.334	1:29.641	4	48.792	1:29.616	4	54.398	1:32.391
4	40.063	1:28.951	4	42.938	1:29.085	4	45.461	1:29.021	40	49.198	1:29.139			
40	41.821	1:28.437	40	44.477	1:28.866	40	46.344	1:28.365						

Weather / Track : Cloudy / Dry

2020 Millers Oils Ginetta GT4 SuperCup

ROUND 7 - POSITION CHART

No	Name	Lap																
		Pos	1	2	3	4	5	6	7	8	9	10	11	12	13	14	15	
14	BURNS	1	57	57	57	57	57	57	57	57	57	57	57	57	57	57	57	57
57	BURTON	2	14	14	14	14	14	14	14	14	14	14	14	14	14	14	14	14
81	HIBBERT	3	81	81	81	81	81	81	81	81	81	81	81	81	81	81	81	81
54	SMALLEY	4	99	99	99	99	99	99	99	99	99	99	99	99	99	99	99	99
99	MARSHALL-BIRKS	5	54	54	54	54	54	54	54	54	54	54	54	54	54	54	54	54
44	GREEN	6	92	92	92	92	92	92	92	92	92	92	92	92	92	92	92	92
92	FALVEY	7	44	44	44	44	44	44	44	44	44	44	44	44	44	44	44	44
12	SOMERFIELD	8	12	12	12	12	12	12	12	12	12	12	12	12	12	12	78	78
27	EMSON	9	78	78	78	78	78	78	78	78	78	78	78	78	78	78	11	11
78	WHITE	10	11	11	11	11	11	11	11	11	11	11	11	11	11	11	27	27
11	SALKELD	11	27	27	27	27	27	27	27	27	27	27	27	27	27	27	19	19
40	HALSTEAD	12	4	19	19	19	19	19	19	19	19	19	19	19	19	19	95	95
4	MANGION	13	19	95	95	95	95	95	95	95	95	95	95	95	95	95	4	4
19	GARNETT	14	95	40	40	40	40	40	40	40	40	4	4	4	4	4	40	
95	LINES	15	40	4	4	4	4	4	4	4	4	40	40	40	40			

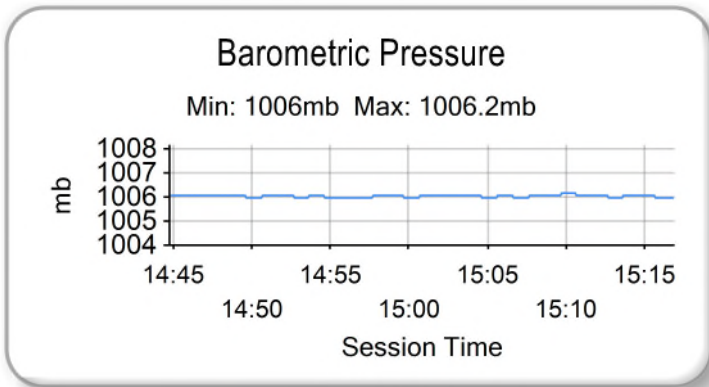
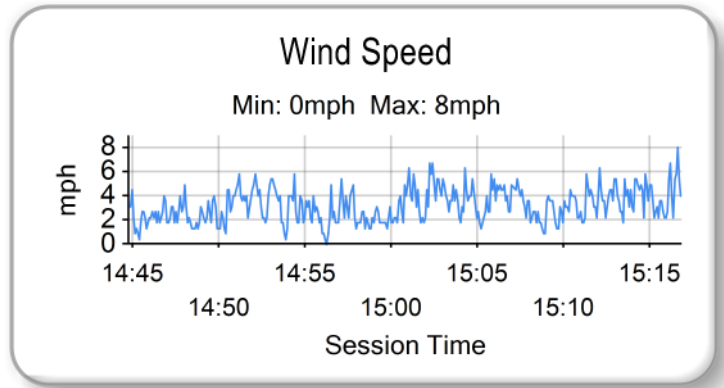
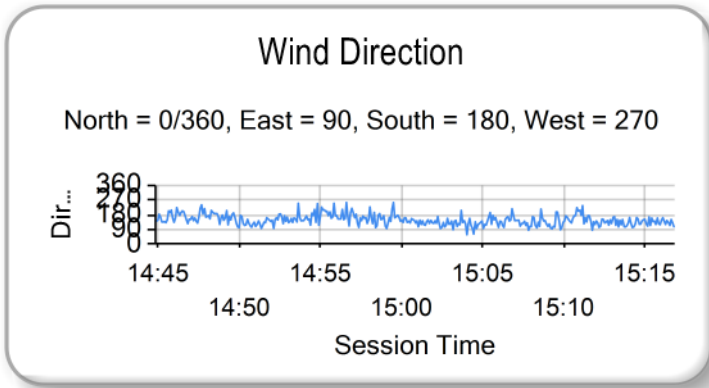
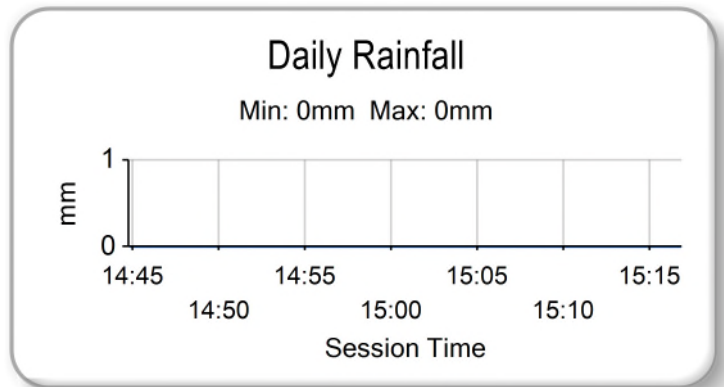
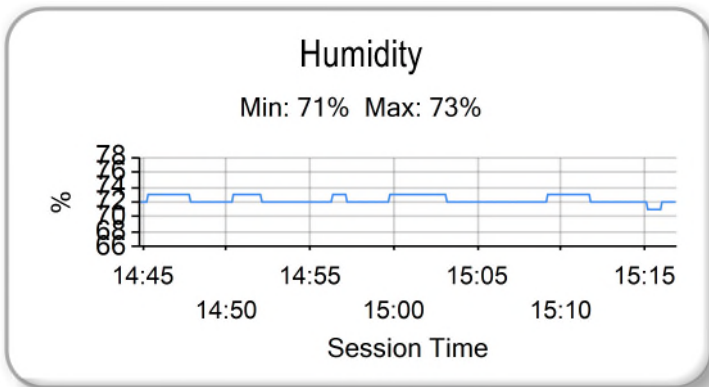
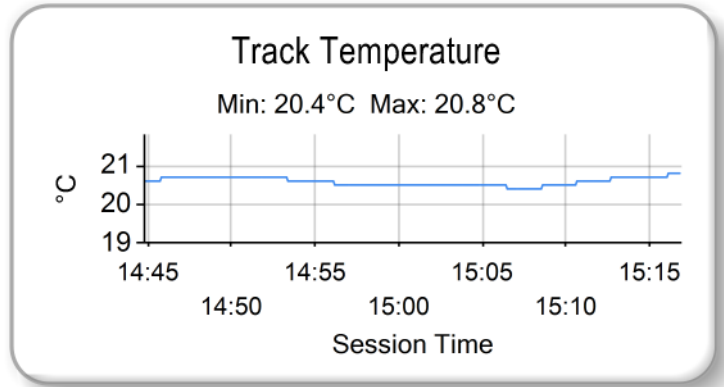
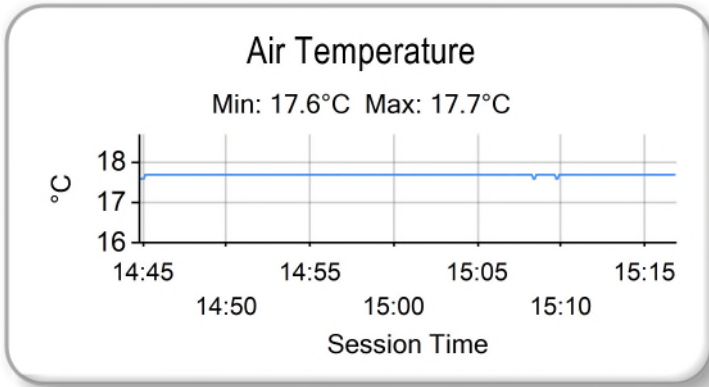
Weather / Track : Cloudy / Dry

Results can be found at www.tsl-timing.com

Oulton Park Island
 Circuit Length = 2.2260 miles
 Start: 14:53 Flag 15:14 End: 15:16

Printed - 15:17 Saturday, 22 August 2020

2020 Millers Oils Ginetta GT4 SuperCup
ROUND 7 - WEATHER CONDITIONS



Weather / Track : Cloudy / Dry

Results can be found at www.tsl-timing.com

Oulton Park Island
 Circuit Length = 2.2260 miles
 Start: 14:53 Flag 15:14 End: 15:16

Printed - 15:18 Saturday, 22 August 2020

2020 Millers Oils Ginetta GT4 SuperCup

ROUND 7 - STATISTICS

Competitors Started 15
Planned Start 2020-08-22 @ 14:50:00.000
Actual Start 2020-08-22 @ 14:53:20.529
Finish Time 2020-08-22 @ 15:14:59.978
Track Length 2.2260mi.
Total Laps 222
Total Distance Covered 494.1720mi.

Session Fastest Lap History

NO	CL	NAME	LAP TIME	TIME OF DAY	LAP	VEHICLE
57	Pro	Gus BURTON	1:33.143	14:54:53.691	1	Century Motorsport
57	Pro	Gus BURTON	1:26.741	14:56:20.434	2	Century Motorsport
57	Pro	Gus BURTON	1:25.919	14:57:46.352	3	Century Motorsport
57	Pro	Gus BURTON	1:25.647	15:02:04.926	6	Century Motorsport

Session Leader History

NO	CL	NAME	FROM LAP	LAPS LED	DISTANCE	VEHICLE
57	Pro	Gus BURTON	1	15	33.39 miles	Century Motorsport

Flag History

TYPE	TIME OF DAY
GREEN	14:53:20.529
FINISH	15:14:59.978

Flag Statistics

TYPE	COUNT	TOTAL LAPS	TOTAL TIME
Green	1	15	23:30.953
Red	0	0	0.000
Safety Car	0	0	0.000
FCY	0	0	0.000

2020 Millers Oils Ginetta GT4 SuperCup

ROUND 7 - STATISTICS

CLASS : Pro

8 Starters

Fastest Lap History

NO	NAME	LAP TIME	TIME OF DAY	LAP	VEHICLE
57	Gus BURTON	1:33.143	14:54:53.691	1	Century Motorsport
57	Gus BURTON	1:26.741	14:56:20.434	2	Century Motorsport
57	Gus BURTON	1:25.919	14:57:46.352	3	Century Motorsport
57	Gus BURTON	1:25.647	15:02:04.926	6	Century Motorsport

Leader History

NO	NAME	FROM LAP	LAPS LED	DISTANCE	VEHICLE
57	Gus BURTON	1	15	33.39 miles	Century Motorsport

2020 Millers Oils Ginetta GT4 SuperCup

ROUND 7 - STATISTICS

CLASS : ProAm

3 Starters

Fastest Lap History

NO	NAME	LAP TIME	TIME OF DAY	LAP	VEHICLE
78	Colin WHITE	1:37.601	14:54:58.149	1	CWS Motorsport
78	Colin WHITE	1:28.962	14:56:27.112	2	CWS Motorsport
27	Tom EMSON	1:28.934	14:56:28.102	2	Elite Motorsport
78	Colin WHITE	1:27.613	14:57:54.724	3	CWS Motorsport
78	Colin WHITE	1:27.120	15:00:49.921	5	CWS Motorsport

Leader History

NO	NAME	FROM LAP	LAPS LED	DISTANCE	VEHICLE
78	Colin WHITE	1	15	33.39 miles	CWS Motorsport

2020 Millers Oils Ginetta GT4 SuperCup

ROUND 7 - STATISTICS

CLASS : Am

4 Starters

Fastest Lap History

NO	NAME	LAP TIME	TIME OF DAY	LAP	VEHICLE
4	Peter MANGION	1:39.732	14:55:00.282	1	Elite Motorsport
19	Carl GARNETT	1:29.655	14:56:30.318	2	AK Motorsport
19	Carl GARNETT	1:28.763	14:57:59.080	3	AK Motorsport
19	Carl GARNETT	1:28.217	14:59:27.297	4	AK Motorsport

Leader History

NO	NAME	FROM LAP	LAPS LED	DISTANCE	VEHICLE
4	Peter MANGION	1	1	2.22 miles	Elite Motorsport
19	Carl GARNETT	2	14	31.16 miles	AK Motorsport

2020 Millers Oils Ginetta GT4 SuperCup

ROUND 8 - GRID (25 minutes / 15 Laps) - AMENDED

ROW 8	15	40 Nick HALSTEAD	14	4 Peter MANGION
ROW 7	13	95 Stewart LINES	12	19 Carl GARNETT
ROW 6	11	27 Tom EMSON	10	11 Chris SALKELD
ROW 5	9	78 Colin WHITE	8	12 Reece SOMERFIELD
ROW 4	7	44 Fin GREEN	6	99 Joe MARSHALL-BIRKS
ROW 3	5	92 Jamie FALVEY	4	54 Adam SMALLEY
ROW 2	3	81 Tom HIBBERT	2	14 Will BURNS
ROW 1	1	57 Gus BURTON		
Pole				

Oulton Park Island
Circuit Length = 2.2260 miles

These results are provisional until the conclusion of any judicial and technical matters.

Clerk Of Course :	Steward :	Timekeeper :

Results can be found at www.tsl-timing.com

Printed - 16:21 Saturday, 22 August 2020



2020 Millers Oils Ginetta GT4 SuperCup

ROUND 8 - CLASSIFICATION

POS	NO	CL	PIC NAME	NAT	ENTRY	LAPS	TIME	GAP	DIFF	MPH	BEST	ON
1	57	Pro	1 Gus BURTON	GBR	Century Motorsport	12	20:49.039			76.98	1:26.270	9
2	92	Pro	2 Jamie FALVEY	GBR	Motion Capital Racing	12	20:52.084	3.045	3.045	76.80	1:26.659	11
3	54	Pro	3 Adam SMALLEY	GBR	Elite Motorsport	12	20:53.096	4.057	1.012	76.74	1:26.776	8
4	81	Pro	4 Tom HIBBERT	GBR	Triple M Motorsport	12	20:58.431	9.392	5.335	76.41	1:26.635	10
5	99	Pro	5 Joe MARSHALL-BIRKS	GBR	Rob Boston Racing	12	21:02.135	13.096	3.704	76.19	1:27.080	12
6	78	ProAm	1 Colin WHITE	GBR	CWS Motorsport	12	21:05.406	16.367	3.271	75.99	1:27.837	11
7	11	ProAm	2 Chris SALKELD	GBR	Assetto Motorsport	12	21:06.769	17.730	1.363	75.91	1:27.853	11
8	14	Pro	6 Will BURNS	GBR	Rob Boston Racing	12	21:07.713	18.674	0.944	75.85	1:27.472	12
9	12	Pro	7 Reece SOMERFIELD	GBR	Privateer	12	21:10.442	21.403	2.729	75.69	1:28.744	10
10	44	Pro	8 Fin GREEN	GBR	Rob Boston Racing	12	21:10.610	21.571	0.168	75.68	1:27.612	8
11	27	ProAm	3 Tom EMSON	GBR	Elite Motorsport	12	21:11.015	21.976	0.405	75.65	1:27.703	9
12	19	Am	1 Carl GARNETT	GBR	AK Motorsport	12	21:18.490	29.451	7.475	75.21	1:29.342	10
13	95	Am	2 Stewart LINES	GBR	Maximum Motorsport	12	21:20.914	31.875	2.424	75.07	1:29.045	11
14	40	Am	3 Nick HALSTEAD	GBR	Fox Motorsport	12	21:26.923	37.884	6.009	74.72	1:28.677	11

NOT CLASSIFIED

DNF	4	Am	Peter MANGION	GBR	Elite Motorsport	0						
-----	---	----	---------------	-----	------------------	---	--	--	--	--	--	--

FASTEST LAP

57	Pro	Gus BURTON	GBR	Century Motorsport	9	1:26.270	92.88 mph	149.49 kph
27	ProAm	Tom EMSON	GBR	Elite Motorsport	9	1:27.703	91.37 mph	147.04 kph
40	Am	Nick HALSTEAD	GBR	Fox Motorsport	11	1:28.677	90.36 mph	145.43 kph

Weather / Track : Cloudy / Dry

These results are provisional until the conclusion of any judicial and technical matters.

Oulton Park Island

Circuit Length = 2.2260 miles

Start: 16:32 Flag 16:52 End: 16:53

Clerk Of Course :	Steward :	Timekeeper :
-------------------	-----------	--------------

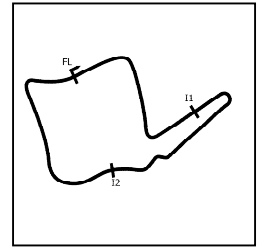
Results can be found at www.tsl-timing.com

Printed - 16:54 Sunday, 23 August 2020



2020 Millers Oils Ginetta GT4 SuperCup

ROUND 8 - SECTOR ANALYSIS



SECTOR 1 = FL to I1, SECTOR 2 = I1 to I2, SECTOR 3 = I2 to FL, DIFF = Difference To Personal Best Lap, P = Crossed Finish Line in Pit Lane, D = Time Disallowed

P1		57 Pro		Gus BURTON		Century Motorsport					
IDEAL LAP TIME : 1:26.270		BEST LAP TIME : 1:26.270		DIFFERENCE : 0.000							
LAP	SECTOR 1		SECTOR 2		SECTOR 3		LAP TIME	MPH	DIFF	TIME OF DAY	
1 -		118.9	34.124	104.5	29.269	98.6	1:34.235	85.03	7.965	16:33:45.853	
2 -	44.518	61.9	58.586	53.7	52.468	62.8	2:35.572	51.51	1:09.302	16:36:21.425	
3 -	44.977	69.4	58.470	44.9	52.602	60.8	2:36.049	51.35	1:09.779	16:38:57.474	
4 -	44.701	62.6	55.045	54.3	49.357	109.6	2:29.103	53.74	1:02.833	16:41:26.577	
5 -	25.462	119.6	33.702	104.6	28.649	110.3	1:27.813	91.25	1.543	16:42:54.390	
6 -	25.140	119.8	33.392	104.8	28.346	110.3	1:26.878	92.23	0.608	16:44:21.268	
7 -	25.046	119.6	33.124	105.0	28.445	110.9	1:26.615	92.51	0.345	16:45:47.883	
8 -	24.977	119.6	33.248	105.5	28.256	111.1	1:26.481 (3)	92.66	0.211	16:47:14.364	
9 -	24.941	119.4	33.088	105.8	28.241	110.9	1:26.270 (1)	92.88		16:48:40.634	
10 -	24.942	119.8	33.178	105.5	28.356	110.1	1:26.476 (2)	92.66	0.206	16:50:07.110	
11 -	25.016	119.4	33.265	105.6	28.418	110.5	1:26.699	92.43	0.429	16:51:33.809	
12 -	25.046	118.9	33.226	105.6	28.576	106.5	1:26.848	92.27	0.578	16:53:00.657	

P2		92 Pro		Jamie FALVEY		Motion Capital Racing					
IDEAL LAP TIME : 1:26.581		BEST LAP TIME : 1:26.659		DIFFERENCE : 0.078							
LAP	SECTOR 1		SECTOR 2		SECTOR 3		LAP TIME	MPH	DIFF	TIME OF DAY	
1 -		118.1	34.176	105.3	29.034	102.7	1:34.904	84.43	8.245	16:33:46.522	
2 -	44.957	63.6	58.316	57.0	52.423	60.8	2:35.696	51.46	1:09.037	16:36:22.218	
3 -	45.484	61.7	57.942	47.1	52.896	61.2	2:36.322	51.26	1:09.663	16:38:58.540	
4 -	44.642	64.9	54.813	57.0	49.091	111.1	2:28.546	53.94	1:01.887	16:41:27.086	
5 -	25.560	118.9	33.786	105.5	28.856	111.4	1:28.202	90.85	1.543	16:42:55.288	
6 -	25.243	119.6	33.630	105.3	28.633	111.2	1:27.506	91.57	0.847	16:44:22.794	
7 -	25.261	118.5	33.364	105.3	28.471	111.1	1:27.096	92.00	0.437	16:45:49.890	
8 -	25.131	119.8	33.151	105.6	28.450	110.7	1:26.732 (2)	92.39	0.073	16:47:16.622	
9 -	25.172	119.1	33.277	105.5	28.313	110.5	1:26.762 (3)	92.36	0.103	16:48:43.384	
10 -	25.256	119.6	33.210	105.6	28.299	110.7	1:26.765	92.35	0.106	16:50:10.149	
11 -	25.139	120.0	33.158	105.8	28.362	110.7	1:26.659 (1)	92.47		16:51:36.808	
12 -	25.153	118.7	33.344	105.6	28.397	110.7	1:26.894	92.22	0.235	16:53:03.702	

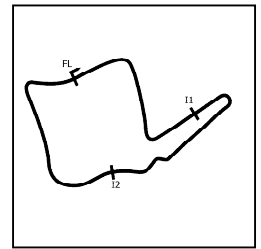
P3		54 Pro		Adam SMALLEY		Elite Motorsport					
IDEAL LAP TIME : 1:26.693		BEST LAP TIME : 1:26.776		DIFFERENCE : 0.083							
LAP	SECTOR 1		SECTOR 2		SECTOR 3		LAP TIME	MPH	DIFF	TIME OF DAY	
1 -		118.1	34.189	104.6	28.992	106.8	1:35.393	84.00	8.617	16:33:47.011	
2 -	45.548	62.4	57.849	61.5	52.817	59.3	2:36.214	51.29	1:09.438	16:36:23.225	
3 -	45.636	55.2	57.473	48.0	52.894	61.0	2:36.003	51.36	1:09.227	16:38:59.228	
4 -	45.228	62.6	54.250	55.7	48.729	110.7	2:28.207	54.07	1:01.431	16:41:27.435	
5 -	25.574	119.8	33.972	104.8	28.730	111.1	1:28.276	90.77	1.500	16:42:55.711	
6 -	25.366	118.9	33.592	105.0	28.535	111.4	1:27.493	91.59	0.717	16:44:23.204	
7 -	25.420	117.1	33.528	105.1	28.386	111.2	1:27.334	91.75	0.558	16:45:50.538	
8 -	25.170	120.0	33.310	105.3	28.296	111.1	1:26.776 (1)	92.34		16:47:17.314	
9 -	25.094	120.4	33.376	105.1	28.321	111.1	1:26.791 (2)	92.33	0.015	16:48:44.105	
10 -	25.200	119.8	33.321	105.3	28.289	110.7	1:26.810 (3)	92.31	0.034	16:50:10.915	
11 -	25.138	120.0	33.412	105.1	28.330	110.7	1:26.880	92.23	0.104	16:51:37.795	
12 -	25.157	119.4	33.452	105.0	28.310	110.3	1:26.919	92.19	0.143	16:53:04.714	

Weather / Track : Cloudy / Dry

Oulton Park Island
Circuit Length = 2.2260 miles
Start: 16:32 Flag 16:52 End: 16:53

2020 Millers Oils Ginetta GT4 SuperCup

ROUND 8 - SECTOR ANALYSIS



SECTOR 1 = FL to I1, SECTOR 2 = I1 to I2, SECTOR 3 = I2 to FL, DIFF = Difference To Personal Best Lap, P = Crossed Finish Line in Pit Lane, D = Time Disallowed

P4		81 Pro		Tom HIBBERT		Triple M Motorsport				
IDEAL LAP TIME : 1:26.594		BEST LAP TIME : 1:26.635		DIFFERENCE : 0.041						
LAP	SECTOR 1		SECTOR 2		SECTOR 3		LAP TIME	MPH	DIFF	TIME OF DAY
1 -		113.5	34.485	105.1	29.274	102.6	1:36.739	82.83	10.104	16:33:48.357
2 -	46.923	54.2	57.931	51.1	53.077	64.1	2:37.931	50.74	1:11.296	16:36:26.288
3 -	44.824	55.2	57.359	47.6	53.538	58.2	2:35.721	51.46	1:09.086	16:39:02.009
4 -	44.586	55.9	54.339	49.7	47.528	112.2	2:26.453	54.71	59.818	16:41:28.462
5 -	25.856	113.3	34.925	103.7	28.815	112.0	1:29.596	89.44	2.961	16:42:58.058
6 -	25.448	120.0	34.293	105.1	28.741	112.2	1:28.482	90.56	1.847	16:44:26.540
7 -	25.414	119.6	33.838	105.5	28.460	111.6	1:27.712	91.36	1.077	16:45:54.252
8 -	25.034	120.0	33.539	105.5	28.363	111.2	1:26.936 (2)	92.17	0.301	16:47:21.188
9 -	25.166	119.8	33.464	106.0	28.343	111.4	1:26.973 (3)	92.13	0.338	16:48:48.161
10 -	25.011	120.6	33.240	106.1	28.384	111.6	1:26.635 (1)	92.49		16:50:14.796
11 -	25.064	120.4	33.919	103.4	28.663	111.2	1:27.646	91.43	1.011	16:51:42.442
12 -	25.231	120.2	33.602	105.5	28.774	107.8	1:27.607	91.47	0.972	16:53:10.049

P5		99 Pro		Joe MARSHALL-BIRKS		Rob Boston Racing				
IDEAL LAP TIME : 1:26.901		BEST LAP TIME : 1:27.080		DIFFERENCE : 0.179						
LAP	SECTOR 1		SECTOR 2		SECTOR 3		LAP TIME	MPH	DIFF	TIME OF DAY
1 -		113.7	34.718	105.1	29.634	96.0	1:38.034	81.74	10.954	16:33:49.652
2 -	47.664	57.9	58.040	60.3	52.750	59.3	2:38.454	50.57	1:11.374	16:36:28.106
3 -	44.423	60.3	58.580	64.1	52.677	56.1	2:35.680	51.47	1:08.600	16:39:03.786
4 -	44.690	53.5	54.029	46.0	46.975	110.3	2:25.694	55.00	58.614	16:41:29.480
5 -	25.961	117.3	34.268	105.8	29.212	111.1	1:29.441	89.59	2.361	16:42:58.921
6 -	25.683	118.9	33.941	104.8	29.053	110.9	1:28.677	90.36	1.597	16:44:27.598
7 -	25.391	119.6	34.180	105.5	29.117	110.7	1:28.688	90.35	1.608	16:45:56.286
8 -	25.559	119.4	33.666	105.6	28.942	111.4	1:28.167	90.89	1.087	16:47:24.453
9 -	25.522	119.6	33.482	105.1	28.497	110.7	1:27.501 (3)	91.58	0.421	16:48:51.954
10 -	25.134	120.2	33.551	105.5	28.440	110.1	1:27.125 (2)	91.97	0.045	16:50:19.079
11 -	25.398	119.4	33.549	104.6	28.647	110.0	1:27.594	91.48	0.514	16:51:46.673
12 -	25.248	119.4	33.327	104.8	28.505	110.3	1:27.080 (1)	92.02		16:53:13.753

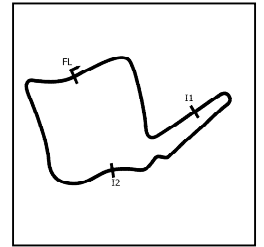
P6		78 ProAm		Colin WHITE		CWS Motorsport				
IDEAL LAP TIME : 1:27.553		BEST LAP TIME : 1:27.837		DIFFERENCE : 0.284						
LAP	SECTOR 1		SECTOR 2		SECTOR 3		LAP TIME	MPH	DIFF	TIME OF DAY
1 -		111.4	34.782	103.8	29.224	98.3	1:37.345	82.32	9.508	16:33:48.963
2 -	47.700	55.2	57.714	52.1	53.125	60.7	2:38.539	50.54	1:10.702	16:36:27.502
3 -	44.517	58.5	58.481	60.6	52.766	58.8	2:35.764	51.44	1:07.927	16:39:03.266
4 -	44.338	54.6	54.240	46.5	47.106	111.4	2:25.684	55.00	57.847	16:41:28.950
5 -	25.975	113.7	34.529	104.0	28.938	111.6	1:29.442	89.59	1.605	16:42:58.392
6 -	25.761	120.0	33.937	104.8	28.981	111.2	1:28.679	90.36	0.842	16:44:27.071
7 -	25.491	120.4	34.262	105.3	29.004	111.8	1:28.757	90.28	0.920	16:45:55.828
8 -	26.115	110.9	34.199	104.3	28.760	111.2	1:29.074	89.96	1.237	16:47:24.902
9 -	26.040	118.7	33.804	104.6	28.572	111.1	1:28.416	90.63	0.579	16:48:53.318
10 -	25.573	118.7	33.796	105.1	28.480	111.1	1:27.849 (2)	91.22	0.012	16:50:21.167
11 -	25.659	119.8	33.582	105.5	28.596	111.4	1:27.837 (1)	91.23		16:51:49.004
12 -	25.643	118.7	33.701	105.5	28.676	110.7	1:28.020 (3)	91.04	0.183	16:53:17.024

Weather / Track : Cloudy / Dry

Oulton Park Island
Circuit Length = 2.2260 miles
Start: 16:32 Flag 16:52 End: 16:53

2020 Millers Oils Ginetta GT4 SuperCup

ROUND 8 - SECTOR ANALYSIS



SECTOR 1 = FL to I1, SECTOR 2 = I1 to I2, SECTOR 3 = I2 to FL, DIFF = Difference To Personal Best Lap, P = Crossed Finish Line in Pit Lane, D = Time Disallowed

P7 11 ProAm Chris SALKELD			Aspetto Motorsport							
IDEAL LAP TIME : 1:27.567			BEST LAP TIME : 1:27.853			DIFFERENCE : 0.286				
LAP	SECTOR 1		SECTOR 2		SECTOR 3		LAP TIME	MPH	DIFF	TIME OF DAY
1 -		116.5	34.932	104.0	29.512	96.6	1:38.524	81.33	10.671	16:33:50.142
2 -	48.080	55.5	58.127	59.1	52.648	59.2	2:38.855	50.44	1:11.002	16:36:28.997
3 -	44.675	61.3	58.629	66.7	52.427	56.9	2:35.731	51.45	1:07.878	16:39:04.728
4 -	44.469	50.1	54.097	49.6	46.911	110.1	2:25.477	55.08	57.624	16:41:30.205
5 -	25.685	118.9	34.634	104.6	28.970	111.1	1:29.289	89.74	1.436	16:42:59.494
6 -	25.613	119.4	34.716	102.9	29.233	110.9	1:29.562	89.47	1.709	16:44:29.056
7 -	25.469	118.9	34.141	104.6	28.798	111.1	1:28.408	90.64	0.555	16:45:57.464
8 -	25.244	119.4	33.972	105.0	28.788	111.1	1:28.004 (2)	91.05	0.151	16:47:25.468
9 -	25.996	117.9	33.994	105.1	28.625	110.3	1:28.615	90.43	0.762	16:48:54.083
10 -	25.452	119.1	33.759	105.0	28.818	110.1	1:28.029 (3)	91.03	0.176	16:50:22.112
11 -	25.427	119.4	33.698	104.6	28.728	110.3	1:27.853 (1)	91.21		16:51:49.965
12 -	25.364	118.7	34.170	104.8	28.888	110.5	1:28.422	90.62	0.569	16:53:18.387

P8 14 Pro Will BURNS			Rob Boston Racing							
IDEAL LAP TIME : 1:27.262			BEST LAP TIME : 1:27.472			DIFFERENCE : 0.210				
LAP	SECTOR 1		SECTOR 2		SECTOR 3		LAP TIME	MPH	DIFF	TIME OF DAY
1 -		105.8	34.767	104.0	29.230	108.7	1:44.080	76.99	16.608	16:33:55.698
2 -	46.988	49.5	1:01.604	67.4	IN PIT		2:38.825 P	50.45	1:11.353	16:36:34.523
3 -	OUTLAP	114.1	37.281	93.3	48.423	54.3	2:35.717	51.46	1:08.245	16:39:10.240
4 -	44.792	57.2	53.799	50.9	45.979	110.5	2:24.570	55.43	57.098	16:41:34.810
5 -	26.154	115.5	33.421	105.6	29.262	110.5	1:28.837	90.20	1.365	16:43:03.647
6 -	25.554	119.6	33.535	106.1	29.112	112.0	1:28.201	90.85	0.729	16:44:31.848
7 -	26.140	112.7	33.674	106.0	28.640	112.0	1:28.454	90.59	0.982	16:46:00.302
8 -	25.669	119.6	33.414	105.8	28.699	111.4	1:27.782 (3)	91.28	0.310	16:47:28.084
9 -	25.393	120.4	33.848	106.3	28.596	111.4	1:27.837	91.23	0.365	16:48:55.921
10 -	25.354	121.3	34.090	105.5	28.885	111.6	1:28.329	90.72	0.857	16:50:24.250
11 -	25.478	120.2	33.571	105.5	28.560	110.9	1:27.609 (2)	91.47	0.137	16:51:51.859
12 -	25.564	119.6	33.395	105.6	28.513	111.2	1:27.472 (1)	91.61		16:53:19.331

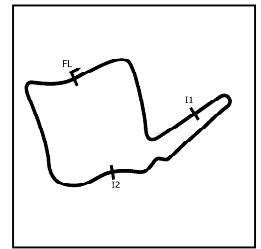
P9 12 Pro Reece SOMERFIELD			Privateer							
IDEAL LAP TIME : 1:28.469			BEST LAP TIME : 1:28.744			DIFFERENCE : 0.275				
LAP	SECTOR 1		SECTOR 2		SECTOR 3		LAP TIME	MPH	DIFF	TIME OF DAY
1 -		116.3	34.669	103.4	29.063	106.5	1:36.268	83.24	7.524	16:33:47.886
2 -	46.646	55.0	57.806	53.8	52.705	58.5	2:37.157	50.99	1:08.413	16:36:25.043
3 -	45.238	57.5	57.402	46.1	53.120	58.3	2:35.760	51.44	1:07.016	16:39:00.803
4 -	45.147	55.7	54.156	50.6	48.063	110.0	2:27.366	54.37	58.622	16:41:28.169
5 -	25.869	118.3	34.157	103.0	29.035	109.6	1:29.061	89.97	0.317	16:42:57.230
6 -	25.724	117.9	34.462	103.0	28.816	109.2	1:29.002	90.03	0.258	16:44:26.232
7 -	25.529	116.9	34.709	102.9	29.008	109.6	1:29.246	89.79	0.502	16:45:55.478
8 -	25.530	117.1	34.237	101.9	29.007	108.9	1:28.774 (2)	90.26	0.030	16:47:24.252
9 -	27.019	117.5	34.739	102.1	29.054	108.7	1:30.812	88.24	2.068	16:48:55.064
10 -	25.677	116.5	34.124	101.6	28.943	108.4	1:28.744 (1)	90.30		16:50:23.808
11 -	25.556	116.3	34.346	102.7	28.901	108.5	1:28.803 (3)	90.24	0.059	16:51:52.611
12 -	25.603	116.3	34.853	101.9	28.993	107.7	1:29.449	89.58	0.705	16:53:22.060

Weather / Track : Cloudy / Dry

Oulton Park Island
 Circuit Length = 2.2260 miles
 Start: 16:32 Flag 16:52 End: 16:53

2020 Millers Oils Ginetta GT4 SuperCup

ROUND 8 - SECTOR ANALYSIS



SECTOR 1 = FL to I1, SECTOR 2 = I1 to I2, SECTOR 3 = I2 to FL, DIFF = Difference To Personal Best Lap, P = Crossed Finish Line in Pit Lane, D = Time Disallowed

P10 44 Pro		Fin GREEN		Rob Boston Racing						
IDEAL LAP TIME : 1:27.365		BEST LAP TIME : 1:27.612		DIFFERENCE : 0.247						
LAP	SECTOR 1		SECTOR 2		SECTOR 3		LAP TIME	MPH	DIFF	TIME OF DAY
1 -		115.9	34.356	102.9	29.317	109.4	1:43.623	77.33	16.011	16:33:55.241
2 -	46.258	58.2	59.691	80.9	51.731	60.3	2:37.680	50.82	1:10.068	16:36:32.921
3 -	44.192	59.3	59.542	60.2	51.387	58.1	2:35.121	51.66	1:07.509	16:39:08.042
4 -	44.405	51.5	53.712	54.1	47.314	110.0	2:25.431	55.10	57.819	16:41:33.473
5 -	25.674	118.1	34.372	104.8	29.307	110.1	1:29.353	89.68	1.741	16:43:02.826
6 -	25.447	118.5	34.110	105.5	29.242	111.1	1:28.799	90.24	1.187	16:44:31.625
7 -	26.224	118.1	33.465	104.3	28.758	110.3	1:28.447	90.60	0.835	16:46:00.072
8 -	25.280	118.7	33.670	104.8	28.662	110.3	1:27.612 (1)	91.46		16:47:27.684
9 -	25.435	118.3	33.699	105.0	28.620	111.2	1:27.754 (2)	91.31	0.142	16:48:55.438
10 -	25.518	119.8	34.427	102.9	29.223	111.2	1:29.168	89.87	1.556	16:50:24.606
11 -	25.589	119.8	33.887	103.4	28.738	111.4	1:28.214 (3)	90.84	0.602	16:51:52.820
12 -	25.819	118.1	34.631	105.3	28.958	110.3	1:29.408	89.62	1.796	16:53:22.228

P11 27 ProAm		Tom EMSON		Elite Motorsport						
IDEAL LAP TIME : 1:27.703		BEST LAP TIME : 1:27.703		DIFFERENCE : 0.000						
LAP	SECTOR 1		SECTOR 2		SECTOR 3		LAP TIME	MPH	DIFF	TIME OF DAY
1 -		103.5	35.281	104.2	30.210	90.4	1:41.610	78.86	13.907	16:33:53.228
2 -	47.568	54.3	59.452	76.6	51.456	60.4	2:38.476	50.56	1:10.773	16:36:31.704
3 -	44.617	60.1	59.407	60.3	51.409	62.6	2:35.433	51.55	1:07.730	16:39:07.137
4 -	44.594	50.0	53.750	52.6	46.512	111.1	2:24.856	55.32	57.153	16:41:31.993
5 -	26.234	116.1	34.682	104.0	29.029	110.9	1:29.945	89.09	2.242	16:43:01.938
6 -	25.753	117.9	34.510	104.8	30.428	109.2	1:30.691	88.36	2.988	16:44:32.629
7 -	25.586	113.7	34.110	104.6	28.878	110.7	1:28.574	90.47	0.871	16:46:01.203
8 -	25.536	118.3	33.735	104.2	28.752	111.1	1:28.023 (3)	91.03	0.320	16:47:29.226
9 -	25.336	118.5	33.722	104.8	28.645	110.7	1:27.703 (1)	91.37		16:48:56.929
10 -	25.363	119.1	33.723	105.1	28.885	111.4	1:27.971 (2)	91.09	0.268	16:50:24.900
11 -	25.560	118.7	34.043	105.0	29.235	110.3	1:28.838	90.20	1.135	16:51:53.738
12 -	25.763	117.1	34.282	104.6	28.850	110.7	1:28.895	90.14	1.192	16:53:22.633

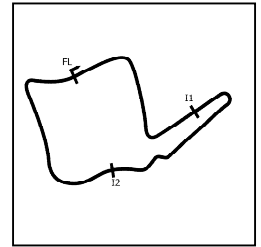
P12 19 Am		Carl GARNETT		AK Motorsport						
IDEAL LAP TIME : 1:29.060		BEST LAP TIME : 1:29.342		DIFFERENCE : 0.282						
LAP	SECTOR 1		SECTOR 2		SECTOR 3		LAP TIME	MPH	DIFF	TIME OF DAY
1 -		114.7	35.133	103.0	29.682	95.0	1:39.560	80.48	10.218	16:33:51.178
2 -	48.017	50.9	58.415	70.3	52.256	53.9	2:38.688	50.49	1:09.346	16:36:29.866
3 -	44.721	69.6	58.914	65.1	51.952	60.5	2:35.587	51.50	1:06.245	16:39:05.453
4 -	44.700	49.7	53.855	54.5	47.134	109.4	2:25.689	55.00	56.347	16:41:31.142
5 -	26.247	117.7	34.420	103.4	29.538	109.6	1:30.205	88.83	0.863	16:43:01.347
6 -	25.986	118.5	34.653	103.7	29.282	109.4	1:29.921	89.11	0.579	16:44:31.268
7 -	26.877	97.2	35.028	104.0	29.158	109.8	1:31.063	88.00	1.721	16:46:02.331
8 -	26.072	118.3	34.371	103.4	29.301	109.6	1:29.744	89.29	0.402	16:47:32.075
9 -	25.810	118.7	34.359	103.7	29.176	109.2	1:29.345 (2)	89.69	0.003	16:49:01.420
10 -	25.998	119.1	34.372	103.7	28.972	109.2	1:29.342 (1)	89.69		16:50:30.762
11 -	25.805	118.1	34.283	103.5	29.319	109.1	1:29.407 (3)	89.63	0.065	16:52:00.169
12 -	25.988	117.7	34.560	103.5	29.391	109.8	1:29.939	89.10	0.597	16:53:30.108

Weather / Track : Cloudy / Dry

Oulton Park Island
Circuit Length = 2.2260 miles
Start: 16:32 Flag 16:52 End: 16:53

2020 Millers Oils Ginetta GT4 SuperCup

ROUND 8 - SECTOR ANALYSIS



SECTOR 1 = FL to I1, SECTOR 2 = I1 to I2, SECTOR 3 = I2 to FL, DIFF = Difference To Personal Best Lap, P = Crossed Finish Line in Pit Lane, D = Time Disallowed

P13 95 Am		Stewart LINES					Maximum Motorsport				
IDEAL LAP TIME : 1:28.885		BEST LAP TIME : 1:29.045					DIFFERENCE : 0.160				
LAP	SECTOR 1		SECTOR 2		SECTOR 3		LAP TIME	MPH	DIFF	TIME OF DAY	
1 -		112.2	35.540	100.1	30.014	88.8	1:40.784	79.51	11.739	16:33:52.402	
2 -	47.559	49.2	59.086	76.6	51.923	59.9	2:38.568	50.53	1:09.523	16:36:30.970	
3 -	44.467	65.0	59.322	56.3	51.759	52.3	2:35.548	51.51	1:06.503	16:39:06.518	
4 -	44.582	52.7	53.562	52.3	47.143	109.1	2:25.287	55.15	56.242	16:41:31.805	
5 -	26.348	107.7	35.127	104.3	30.708	107.8	1:32.183	86.93	3.138	16:43:03.988	
6 -	26.153	118.3	34.991	102.6	29.187	109.1	1:30.331	88.71	1.286	16:44:34.319	
7 -	26.113	115.1	34.468	103.7	29.094	110.0	1:29.675	89.36	0.630	16:46:03.994	
8 -	26.034	117.3	34.200	104.0	28.931	109.8	1:29.165	89.87	0.120	16:47:33.159	
9 -	25.870	118.7	34.131	104.3	29.058	109.4	1:29.059 (2)	89.98	0.014	16:49:02.218	
10 -	25.913	118.1	34.217	103.8	29.009	109.2	1:29.139 (3)	89.90	0.094	16:50:31.357	
11 -	25.823	117.7	34.183	104.2	29.039	109.2	1:29.045 (1)	89.99		16:52:00.402	
12 -	26.150	118.1	36.859	103.4	29.121	108.2	1:32.130	86.98	3.085	16:53:32.532	

P14 40 Am		Nick HALSTEAD					Fox Motorsport				
IDEAL LAP TIME : 1:28.454		BEST LAP TIME : 1:28.677					DIFFERENCE : 0.223				
LAP	SECTOR 1		SECTOR 2		SECTOR 3		LAP TIME	MPH	DIFF	TIME OF DAY	
1 -		105.6	51.911	75.0	34.884	104.2	2:03.341	64.97	34.664	16:34:14.959	
2 -	30.249	71.8	1:00.115	69.6	48.648	63.1	2:19.012	57.64	50.335	16:36:33.971	
3 -	44.169	55.9	1:00.078	61.1	50.761	56.2	2:35.008	51.69	1:06.331	16:39:08.979	
4 -	44.319	52.5	54.112	52.9	47.316	104.5	2:25.747	54.98	57.070	16:41:34.726	
5 -	27.002	118.3	34.614	103.5	29.752	108.5	1:31.368	87.70	2.691	16:43:06.094	
6 -	26.089	118.3	34.347	103.4	29.643	106.8	1:30.079	88.96	1.402	16:44:36.173	
7 -	26.153	118.1	34.142	103.8	29.286	109.8	1:29.581	89.45	0.904	16:46:05.754	
8 -	25.715	118.3	33.978	102.1	29.031	109.4	1:28.724 (2)	90.32	0.047	16:47:34.478	
9 -	25.668	118.5	34.275	103.8	28.929	109.4	1:28.872 (3)	90.17	0.195	16:49:03.350	
10 -	25.732	118.7	34.193	104.0	29.006	109.6	1:28.931	90.11	0.254	16:50:32.281	
11 -	25.745	118.9	33.857	104.6	29.075	110.1	1:28.677 (1)	90.36		16:52:00.958	
12 -	25.883	119.1	41.993	104.2	29.707	107.5	1:37.583	82.12	8.906	16:53:38.541	

Weather / Track : Cloudy / Dry

Oulton Park Island
 Circuit Length = 2.2260 miles
 Start: 16:32 Flag 16:52 End: 16:53

2020 Millers Oils Ginetta GT4 SuperCup

ROUND 8 - BEST SPEEDS

POS	INTERMEDIATE 1			INTERMEDIATE 2			FINISH LINE		
	NO	NAME	MPH	NO	NAME	MPH	NO	NAME	MPH
1	14	BURNS	121.3	14	BURNS	106.3	81	HIBBERT	112.2
2	81	HIBBERT	120.6	81	HIBBERT	106.1	14	BURNS	112.0
3	54	SMALLEY	120.4	57	BURTON	105.8	78	WHITE	111.8
4	78	WHITE	120.4	92	FALVEY	105.8	92	FALVEY	111.4
5	99	MARSHALL-BIRKS	120.2	99	MARSHALL-BIRKS	105.8	54	SMALLEY	111.4
6	92	FALVEY	120.0	78	WHITE	105.5	99	MARSHALL-BIRKS	111.4
7	57	BURTON	119.8	44	GREEN	105.5	44	GREEN	111.4
8	44	GREEN	119.8	54	SMALLEY	105.3	27	EMSON	111.4
9	11	SALKELD	119.4	11	SALKELD	105.1	57	BURTON	111.1
10	27	EMSON	119.1	27	EMSON	105.1	11	SALKELD	111.1
11	19	GARNETT	119.1	40	HALSTEAD	104.6	40	HALSTEAD	110.1
12	40	HALSTEAD	119.1	95	LINES	104.3	12	SOMERFIELD	110.0
13	95	LINES	118.7	19	GARNETT	104.0	95	LINES	110.0
14	12	SOMERFIELD	118.3	12	SOMERFIELD	103.4	19	GARNETT	109.8
15	4	MANGION	113.3						

Weather / Track : Cloudy / Dry

Results can be found at www.tsl-timing.com

Oulton Park Island
Circuit Length = 2.2260 miles
Start: 16:32 Flag 16:52 End: 16:53

Printed - 16:55 Sunday, 23 August 2020

2020 Millers Oils Ginetta GT4 SuperCup

ROUND 8 - BEST SECTORS

SECTOR 1			SECTOR 2			SECTOR 3			IDEAL / BEST COMPARISON						
POS	NO	NAME	TIME	NO	NAME	TIME	NO	NAME	TIME	POS	NO	NAME	IDEAL	BEST	DIFF
													PERFECT LAP	1:26.270	
1	57	BURTON	24.941	57	BURTON	33.088	57	BURTON	28.241	1	57	BURTON	1:26.270	1:26.270	0.000
2	81	HIBBERT	25.011	92	FALVEY	33.151	54	SMALLEY	28.289	2	92	FALVEY	1:26.581	1:26.659	0.078
3	54	SMALLEY	25.094	81	HIBBERT	33.240	92	FALVEY	28.299	3	81	HIBBERT	1:26.594	1:26.635	0.041
4	92	FALVEY	25.131	54	SMALLEY	33.310	81	HIBBERT	28.343	4	54	SMALLEY	1:26.693	1:26.776	0.083
5	99	MARSHALL-BIRKS	25.134	99	MARSHALL-BIRKS	33.327	99	MARSHALL-BIRKS	28.440	5	99	MARSHALL-BIRKS	1:26.901	1:27.080	0.179
6	11	SALKELD	25.244	14	BURNS	33.395	78	WHITE	28.480	6	14	BURNS	1:27.262	1:27.472	0.210
7	44	GREEN	25.280	44	GREEN	33.465	14	BURNS	28.513	7	44	GREEN	1:27.365	1:27.612	0.247
8	27	EMSON	25.336	78	WHITE	33.582	44	GREEN	28.620	8	78	WHITE	1:27.553	1:27.837	0.284
9	14	BURNS	25.354	11	SALKELD	33.698	11	SALKELD	28.625	9	11	SALKELD	1:27.567	1:27.853	0.286
10	78	WHITE	25.491	27	EMSON	33.722	27	EMSON	28.645	10	27	EMSON	1:27.703	1:27.703	0.000
11	12	SOMERFIELD	25.529	40	HALSTEAD	33.857	12	SOMERFIELD	28.816	11	40	HALSTEAD	1:28.454	1:28.677	0.223
12	40	HALSTEAD	25.668	12	SOMERFIELD	34.124	40	HALSTEAD	28.929	12	12	SOMERFIELD	1:28.469	1:28.744	0.275
13	19	GARNETT	25.805	95	LINES	34.131	95	LINES	28.931	13	95	LINES	1:28.885	1:29.045	0.160
14	95	LINES	25.823	19	GARNETT	34.283	19	GARNETT	28.972	14	19	GARNETT	1:29.060	1:29.342	0.282

Weather / Track : Cloudy / Dry

Results can be found at www.tsl-timing.com

Oulton Park Island
 Circuit Length = 2.2260 miles
 Start: 16:32 Flag 16:52 End: 16:53

Printed - 16:55 Sunday, 23 August 2020

2020 Millers Oils Ginetta GT4 SuperCup

ROUND 8 - LAP CHART

LAP 1 @ 16:33:45.853			LAP 2 @ 16:36:21.425			LAP 3 @ 16:38:57.474			LAP 4 @ 16:41:26.577			LAP 5 @ 16:42:54.390		
NO	BEHIND	LAP TIME	NO	BEHIND	LAP TIME	NO	BEHIND	LAP TIME	NO	BEHIND	LAP TIME	NO	BEHIND	LAP TIME
57		1:34.235	57		2:35.572	57		2:36.049	57		2:29.103	57		1:27.813
92	0.669	1:34.904	92	0.793	2:35.696	92	1.066	2:36.322	92	0.509	2:28.546	92	0.898	1:28.202
54	1.158	1:35.393	54	1.800	2:36.214	54	1.754	2:36.003	54	0.858	2:28.207	54	1.321	1:28.276
12	2.033	1:36.268	12	3.618	2:37.157	12	3.329	2:35.760	12	1.592	2:27.366	12	2.840	1:29.061
81	2.504	1:36.739	81	4.863	2:37.931	81	4.535	2:35.721	81	1.885	2:26.453	81	3.668	1:29.596
78	3.110	1:37.345	78	6.077	2:38.539	78	5.792	2:35.764	78	2.373	2:25.684	78	4.002	1:29.442
99	3.799	1:38.034	99	6.681	2:38.454	99	6.312	2:35.680	99	2.903	2:25.694	99	4.531	1:29.441
11	4.289	1:38.524	11	7.572	2:38.855	11	7.254	2:35.731	11	3.628	2:25.477	11	5.104	1:29.289
19	5.325	1:39.560	19	8.441	2:38.688	19	7.979	2:35.587	19	4.565	2:25.689	19	6.957	1:30.205
95	6.549	1:40.784	95	9.545	2:38.568	95	9.044	2:35.548	95	5.228	2:25.287	27	7.548	1:29.945
27	7.375	1:41.610	27	10.279	2:38.476	27	9.663	2:35.433	27	5.416	2:24.856	44	8.436	1:29.353
44	9.388	1:43.623	44	11.496	2:37.680	44	10.568	2:35.121	44	6.896	2:25.431	14	9.257	1:28.837
14	9.845	1:44.080	40	12.546	2:19.012	40	11.505	2:35.008	40	8.149	2:25.747	95	9.598	1:32.183
40	29.106	2:03.341	14	13.098	2:38.825 P	14	12.766	2:35.717	14	8.233	2:24.570	40	11.704	1:31.368

Weather / Track : Cloudy / Dry

Oulton Park Island
 Circuit Length = 2.2260 miles
 Start: 16:32 Flag 16:52 End: 16:53

2020 Millers Oils Ginetta GT4 SuperCup

ROUND 8 - LAP CHART

LAP 6 @ 16:44:21.268			LAP 7 @ 16:45:47.883			LAP 8 @ 16:47:14.364			LAP 9 @ 16:48:40.634			LAP 10 @ 16:50:07.110		
NO	BEHIND	LAP TIME	NO	BEHIND	LAP TIME	NO	BEHIND	LAP TIME	NO	BEHIND	LAP TIME	NO	BEHIND	LAP TIME
57		1:26.878	57		1:26.615	57		1:26.481	57		1:26.270	57		1:26.476
92	1.526	1:27.506	92	2.007	1:27.096	92	2.258	1:26.732	92	2.750	1:26.762	92	3.039	1:26.765
54	1.936	1:27.493	54	2.655	1:27.334	54	2.950	1:26.776	54	3.471	1:26.791	54	3.805	1:26.810
12	4.964	1:29.002	81	6.369	1:27.712	81	6.824	1:26.936	81	7.527	1:26.973	81	7.686	1:26.635
81	5.272	1:28.482	12	7.595	1:29.246	12	9.888	1:28.774	99	11.320	1:27.501	99	11.969	1:27.125
78	5.803	1:28.679	78	7.945	1:28.757	99	10.089	1:28.167	78	12.684	1:28.416	78	14.057	1:27.849
99	6.330	1:28.677	99	8.403	1:28.688	78	10.538	1:29.074	11	13.449	1:28.615	11	15.002	1:28.029
11	7.788	1:29.562	11	9.581	1:28.408	11	11.104	1:28.004	12	14.430	1:30.812	12	16.698	1:28.744
19	10.000	1:29.921	44	12.189	1:28.447	44	13.320	1:27.612	44	14.804	1:27.754	14	17.140	1:28.329
44	10.357	1:28.799	14	12.419	1:28.454	14	13.720	1:27.782	14	15.287	1:27.837	44	17.496	1:29.168
14	10.580	1:28.201	27	13.320	1:28.574	27	14.862	1:28.023	27	16.295	1:27.703	27	17.790	1:27.971
27	11.361	1:30.691	19	14.448	1:31.063	19	17.711	1:29.744	19	20.786	1:29.345	19	23.652	1:29.342
95	13.051	1:30.331	95	16.111	1:29.675	95	18.795	1:29.165	95	21.584	1:29.059	95	24.247	1:29.139
40	14.905	1:30.079	40	17.871	1:29.581	40	20.114	1:28.724	40	22.716	1:28.872	40	25.171	1:28.931

Weather / Track : Cloudy / Dry

Oulton Park Island
 Circuit Length = 2.2260 miles
 Start: 16:32 Flag 16:52 End: 16:53

2020 Millers Oils Ginetta GT4 SuperCup

ROUND 8 - LAP CHART

LAP 11 @ 16:51:33.809			LAP 12 @ 16:53:00.657		
NO	BEHIND	LAP TIME	NO	BEHIND	LAP TIME
57		1:26.699	57		1:26.848
92	2.999	1:26.659	92	3.045	1:26.894
54	3.986	1:26.880	54	4.057	1:26.919
81	8.633	1:27.646	81	9.392	1:27.607
99	12.864	1:27.594	99	13.096	1:27.080
78	15.195	1:27.837	78	16.367	1:28.020
11	16.156	1:27.853	11	17.730	1:28.422
14	18.050	1:27.609	14	18.674	1:27.472
12	18.802	1:28.803	12	21.403	1:29.449
44	19.011	1:28.214	44	21.571	1:29.408
27	19.929	1:28.838	27	21.976	1:28.895
19	26.360	1:29.407	19	29.451	1:29.939
95	26.593	1:29.045	95	31.875	1:32.130
40	27.149	1:28.677	40	37.884	1:37.583

Weather / Track : Cloudy / Dry

Results can be found at www.tsl-timing.com

Page 3 of 3

Oulton Park Island
Circuit Length = 2.2260 miles
Start: 16:32 Flag 16:52 End: 16:53

Printed - 16:55 Sunday, 23 August 2020

2020 Millers Oils Ginetta GT4 SuperCup

ROUND 8 - POSITION CHART

No	Name	Lap												
		Pos	1	2	3	4	5	6	7	8	9	10	11	12
57	BURTON	1	57	57	57	57	57	57	57	57	57	57	57	57
14	BURNS	2	92	92	92	92	92	92	92	92	92	92	92	92
81	HIBBERT	3	54	54	54	54	54	54	54	54	54	54	54	54
54	SMALLEY	4	12	12	12	12	12	12	81	81	81	81	81	81
92	FALVEY	5	81	81	81	81	81	81	12	12	99	99	99	99
99	MARSHALL-BIRKS	6	78	78	78	78	78	78	78	99	78	78	78	78
44	GREEN	7	99	99	99	99	99	99	99	78	11	11	11	11
12	SOMERFIELD	8	11	11	11	11	11	11	11	11	12	12	14	14
78	WHITE	9	19	19	19	19	19	19	44	44	44	14	12	12
11	SALKELD	10	95	95	95	95	27	44	14	14	14	44	44	44
27	EMSON	11	27	27	27	27	44	14	27	27	27	27	27	27
19	GARNETT	12	44	44	44	44	14	27	19	19	19	19	19	19
95	LINES	13	14	40	40	40	95	95	95	95	95	95	95	95
4	MANGION	14	40	14	14	14	40	40	40	40	40	40	40	40
40	HALSTEAD	15												

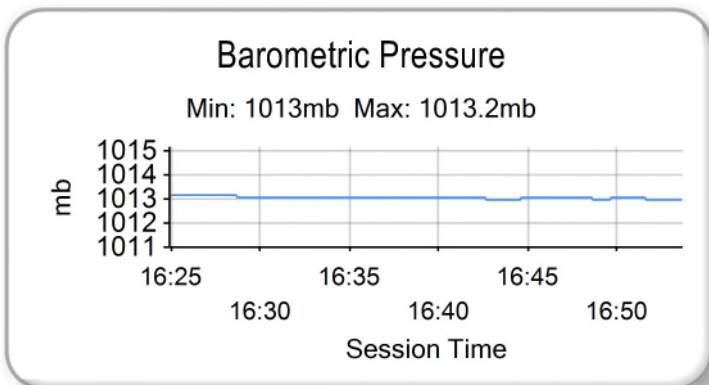
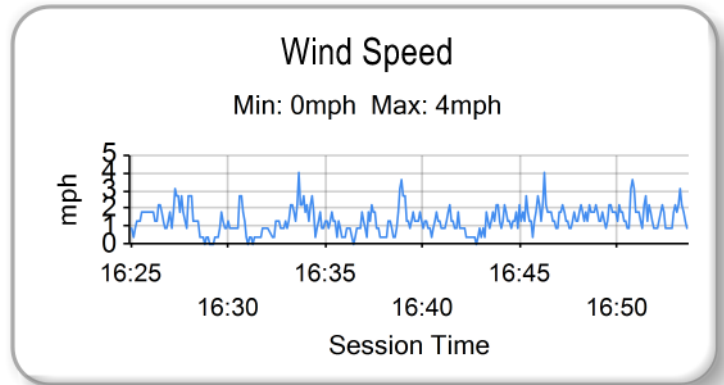
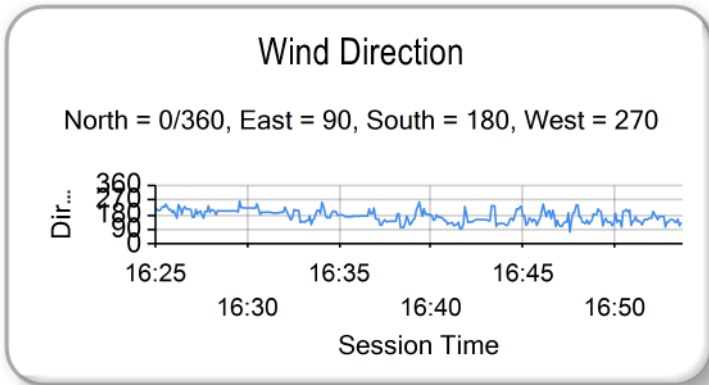
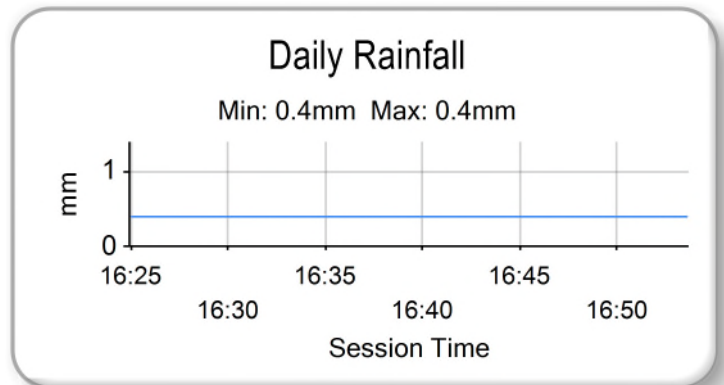
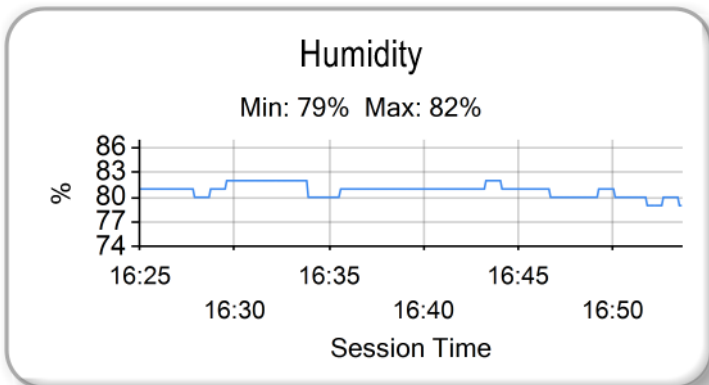
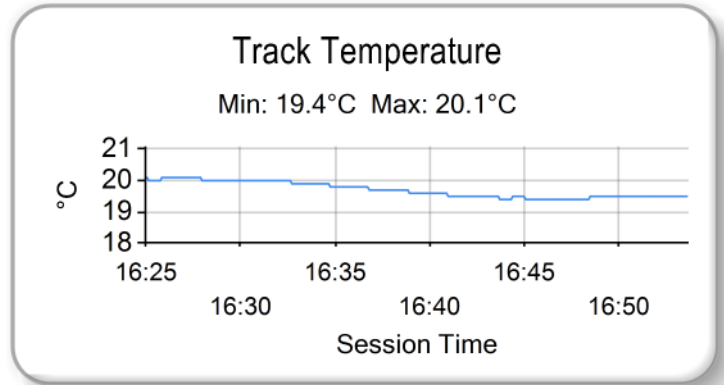
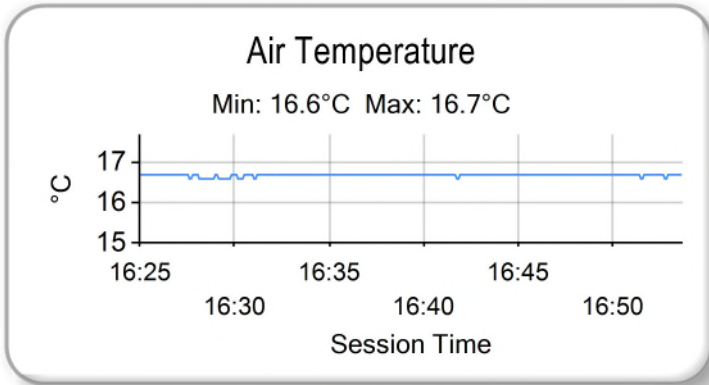
Weather / Track : Cloudy / Dry

Results can be found at www.tsl-timing.com

Oulton Park Island
 Circuit Length = 2.2260 miles
 Start: 16:32 Flag 16:52 End: 16:53

Printed - 16:55 Sunday, 23 August 2020

2020 Millers Oils Ginetta GT4 SuperCup
ROUND 8 - WEATHER CONDITIONS



Weather / Track : Cloudy / Dry

Results can be found at www.tsl-timing.com

Oulton Park Island
Circuit Length = 2.2260 miles
Start: 16:32 Flag 16:52 End: 16:53

Printed - 16:56 Sunday, 23 August 2020

2020 Millers Oils Ginetta GT4 SuperCup

ROUND 8 - STATISTICS

Competitors Started 15
Planned Start 2020-08-23 @ 16:10:00.000
Actual Start 2020-08-23 @ 16:32:11.617
Finish Time 2020-08-23 @ 16:52:58.300
Track Length 2.2260mi.
Total Laps 168
Total Distance Covered 373.9680mi.

Session Fastest Lap History

NO	CL	NAME	LAP TIME	TIME OF DAY	LAP	VEHICLE
57	Pro	Gus BURTON	1:34.235	16:33:45.876	1	Century Motorsport
57	Pro	Gus BURTON	1:27.813	16:42:54.410	5	Century Motorsport
57	Pro	Gus BURTON	1:26.878	16:44:21.287	6	Century Motorsport
57	Pro	Gus BURTON	1:26.615	16:45:47.902	7	Century Motorsport
57	Pro	Gus BURTON	1:26.481	16:47:14.383	8	Century Motorsport
57	Pro	Gus BURTON	1:26.270	16:48:40.653	9	Century Motorsport

Session Leader History

NO	CL	NAME	FROM LAP	LAPS LED	DISTANCE	VEHICLE
57	Pro	Gus BURTON	1	12	26.71 miles	Century Motorsport

Flag History

TYPE	TIME OF DAY
GREEN	16:32:11.617
SAFETY	16:33:42.246
GREEN	16:41:24.632
FINISH	16:52:58.300

Flag Statistics

TYPE	COUNT	TOTAL LAPS	TOTAL TIME
Green	2	9	13:47.687
Red	0	0	0.000
Safety Car	1	3	7:42.386
FCY	0	0	0.000

Weather / Track : Cloudy / Dry

2020 Millers Oils Ginetta GT4 SuperCup

ROUND 8 - STATISTICS

CLASS : Pro

8 Starters

Fastest Lap History

NO	NAME	LAP TIME	TIME OF DAY	LAP	VEHICLE
57	Gus BURTON	1:34.235	16:33:45.876	1	Century Motorsport
57	Gus BURTON	1:27.813	16:42:54.410	5	Century Motorsport
57	Gus BURTON	1:26.878	16:44:21.287	6	Century Motorsport
57	Gus BURTON	1:26.615	16:45:47.902	7	Century Motorsport
57	Gus BURTON	1:26.481	16:47:14.383	8	Century Motorsport
57	Gus BURTON	1:26.270	16:48:40.653	9	Century Motorsport

Leader History

NO	NAME	FROM LAP	LAPS LED	DISTANCE	VEHICLE
57	Gus BURTON	1	12	26.71 miles	Century Motorsport

2020 Millers Oils Ginetta GT4 SuperCup

ROUND 8 - STATISTICS

CLASS : ProAm

3 Starters

Fastest Lap History

NO	NAME	LAP TIME	TIME OF DAY	LAP	VEHICLE
78	Colin WHITE	1:37.345	16:33:48.985	1	CWS Motorsport
78	Colin WHITE	1:29.442	16:42:58.410	5	CWS Motorsport
11	Chris SALKELD	1:29.289	16:42:59.515	5	Assetto Motorsport
78	Colin WHITE	1:28.679	16:44:27.089	6	CWS Motorsport
11	Chris SALKELD	1:28.408	16:45:57.484	7	Assetto Motorsport
11	Chris SALKELD	1:28.004	16:47:25.488	8	Assetto Motorsport
27	Tom EMSON	1:27.703	16:48:56.949	9	Elite Motorsport

Leader History

NO	NAME	FROM LAP	LAPS LED	DISTANCE	VEHICLE
78	Colin WHITE	1	12	26.71 miles	CWS Motorsport

2020 Millers Oils Ginetta GT4 SuperCup

ROUND 8 - STATISTICS

CLASS : Am

4 Starters

Fastest Lap History

NO	NAME	LAP TIME	TIME OF DAY	LAP	VEHICLE
19	Carl GARNETT	1:39.560	16:33:51.200	1	AK Motorsport
19	Carl GARNETT	1:30.205	16:43:01.365	5	AK Motorsport
19	Carl GARNETT	1:29.921	16:44:31.285	6	AK Motorsport
95	Stewart LINES	1:29.675	16:46:04.011	7	Maximum Motorsport
40	Nick HALSTEAD	1:29.581	16:46:05.771	7	Fox Motorsport
95	Stewart LINES	1:29.165	16:47:33.176	8	Maximum Motorsport
40	Nick HALSTEAD	1:28.724	16:47:34.495	8	Fox Motorsport
40	Nick HALSTEAD	1:28.677	16:52:00.974	11	Fox Motorsport

Leader History

NO	NAME	FROM LAP	LAPS LED	DISTANCE	VEHICLE
19	Carl GARNETT	1	12	26.71 miles	AK Motorsport