



2020 MILLERS OILS GINETTA GT4 SUPERCUP CHAMPIONSHIP

**Rounds 15, 16 & 17
Snetterton 300**

24th & 25th October 2020



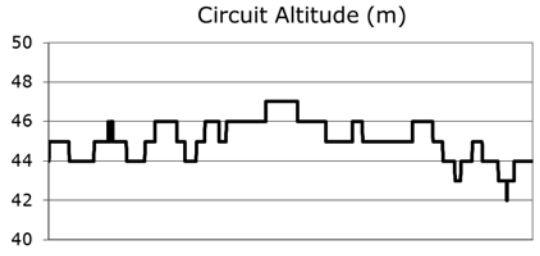
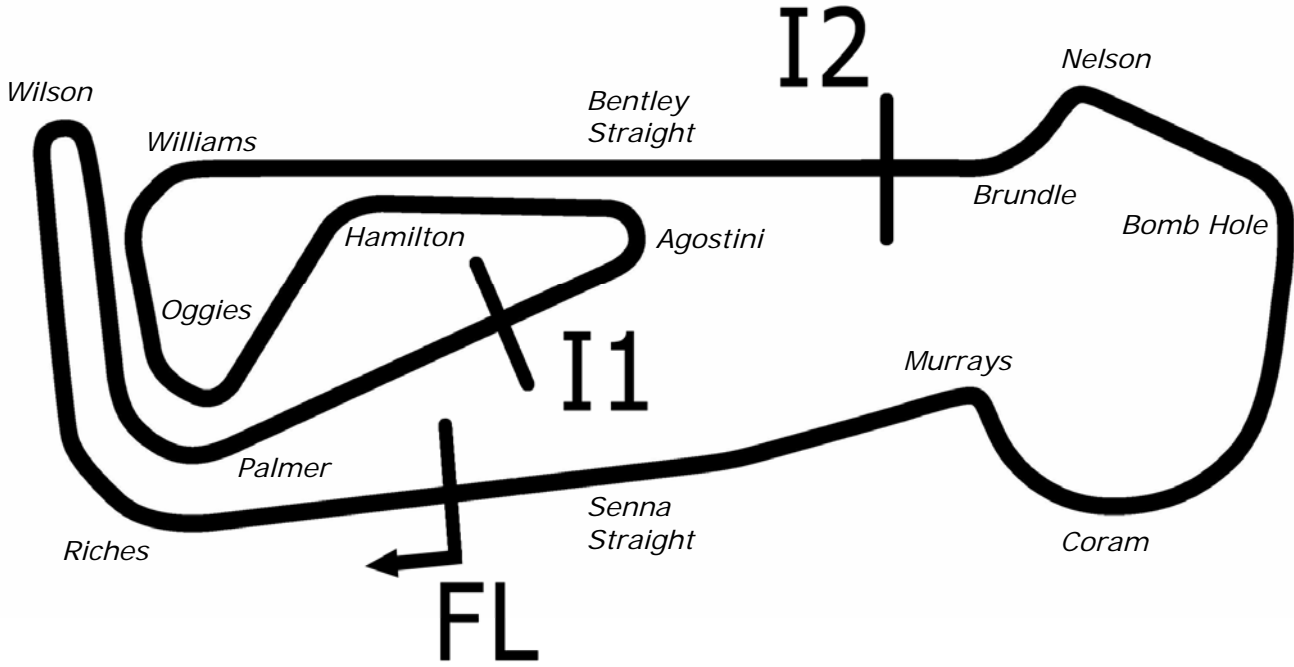
Results Provided by Timing Solutions Ltd
www.tsl-timing.com

Snetterton 300



SPORTS TIMING

TIMING SOLUTIONS LTD



Length	2.9689 miles	4778.0 m	
FL		52.46340 N	0.94476 E
I1	1545m	52.46487 N	0.94466 E
I2	3198m	52.46617 N	0.94964 E
Pit Entry	4572m	52.46364 N	0.94774 E
Pit Exit	40m after FL	52.46338 N	0.94420 E
Pit Entry–Pit Exit 246m, 14.7s @60kph, 11.0s @80kph			

All results available at www.tsl-timing.com

2020 Millers Oils Ginetta GT4 SuperCup

QUALIFYING - ROUND 15 - CLASSIFICATION

POS	NO	CL	PIC NAME	NAT	ENTRY	TIME	ON	LAPS	GAP	DIFF	MPH
1	14	Pro	1 Will BURNS	GBR	Rob Boston Racing	1:55.862	8	8			92.24
2	57	Pro	2 Gus BURTON	GBR	Century Motorsport	1:56.269	6	8	0.407	0.407	91.92
3	92	Pro	3 Jamie FALVEY	GBR	Motion Capital Racing	1:56.775	6	6	0.913	0.506	91.52
4	54*	Pro	4 Adam SMALLEY	GBR	Elite Motorsport	1:56.989	4	7	1.127	0.214	91.35
5	81	Pro	5 Tom HIBBERT	GBR	Triple M Motorsport	1:57.475	6	8	1.613	0.486	90.98
6	99	Pro	6 Joe MARSHALL-BIRKS	GBR	Rob Boston Racing	1:57.575	5	6	1.713	0.100	90.90
7	27	ProAm	1 Tom EMSON	GBR	Elite Motorsport	1:57.840	6	6	1.978	0.265	90.69
8	31	Am	1 Dan MORRIS (G)	GBR	Triple M Motorsport	1:58.113	9	10	2.251	0.273	90.49
9	78	ProAm	2 Colin WHITE	GBR	CWS Motorsport	1:58.533	8	8	2.671	0.420	90.16
10	11	ProAm	3 Chris SALKELD	GBR	Century Motorsport	1:58.597	7	8	2.735	0.064	90.12
11	26*	Pro	7 Luke READE (G)	GBR	Graves Motorsport	1:59.151	5	8	3.289	0.554	89.70
12	19	Am	2 Carl GARNETT	GBR	AK Motorsport	1:59.200	9	9	3.338	0.049	89.66
13	95*	Am	3 Stewart LINES	GBR	Triple M Motorsport	1:59.280	7	9	3.418	0.080	89.60
14	47	ProAm	4 Simon TRAVES (G)	GBR	Assetto Motorsport	1:59.323	7	9	3.461	0.043	89.57
15	50	ProAm	5 Callum JENKINS (G)	GBR	Team HARD	1:59.387	6	10	3.525	0.064	89.52
16	40	Am	4 Nick HALSTEAD	GBR	Fox Motorsport	1:59.735	5	9	3.873	0.348	89.26

No. 26, 54, 95 - 1 Lap time disallowed; exceeding track limits.

Weather / Track : Cloudy / Dry

These results are provisional until the conclusion of any judicial and technical matters.

Snetterton 300

Circuit Length = 2.9689 miles

Start: 11:49 Flag 12:09 End: 12:10

Clerk Of Course :

Steward :

Timekeeper :

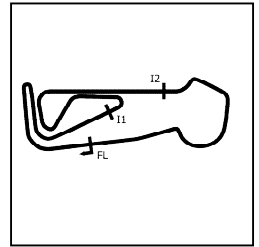
Results can be found at www.tsl-timing.com

Printed - 12:11 Saturday, 24 October 2020



2020 Millers Oils Ginetta GT4 SuperCup

QUALIFYING - ROUND 15 - SECTOR ANALYSIS



SECTOR 1 = FL to I1, SECTOR 2 = I1 to I2, SECTOR 3 = I2 to FL, DIFF = Difference To Personal Best Lap, P = Crossed Finish Line in Pit Lane, D = Time Disallowed

P1		14 Pro		Will BURNS		Rob Boston Racing				
IDEAL LAP TIME :		1:55.862		BEST LAP TIME :		1:55.862		DIFFERENCE : 0.000		
LAP	SECTOR 1	SECTOR 2	SECTOR 3	LAP TIME	MPH	DIFF	TIME OF DAY			
1 -	OUTLAP	101.2	47.418	124.9	41.688	120.6	2:17.533	77.71	21.671	11:52:55.630
2 -	37.550	118.1	43.346	130.5	45.790	121.3	2:06.686	84.36	10.824	11:55:02.316
3 -	36.764	119.6	41.853	133.1	38.539	121.7	1:57.156	91.22	1.294	11:56:59.472
4 -	36.348	119.4	41.589	134.7	43.054	122.6	2:00.991	88.33	5.129	11:59:00.463
5 -	36.325	119.4	41.648	133.6	38.331	121.3	1:56.304 (2)	91.89	0.442	12:00:56.767
6 -	38.157	108.5	43.314	126.1	42.001	122.4	2:03.472	86.56	7.610	12:03:00.239
7 -	36.283	119.4	41.669	133.4	38.394	121.5	1:56.346 (3)	91.86	0.484	12:04:56.585
8 -	36.162	119.6	41.446	133.9	38.254	122.2	1:55.862 (1)	92.24		12:06:52.447

P2		57 Pro		Gus BURTON		Century Motorsport				
IDEAL LAP TIME :		1:56.187		BEST LAP TIME :		1:56.269		DIFFERENCE : 0.082		
LAP	SECTOR 1	SECTOR 2	SECTOR 3	LAP TIME	MPH	DIFF	TIME OF DAY			
1 -	OUTLAP	111.1	49.375	102.2	41.831	117.7	2:19.429	76.65	23.160	11:51:26.770
2 -	37.567	115.7	42.917	130.3	44.340	120.2	2:04.824	85.62	8.555	11:53:31.594
3 -	37.082	117.9	42.463	132.1	38.920	120.2	1:58.465	90.22	2.196	11:55:30.059
4 -	36.548	118.5	41.792	132.3	38.446	120.2	1:56.786	91.51	0.517	11:57:26.845
5 -	36.487	118.1	41.685	132.3	38.433	120.0	1:56.605	91.66	0.336	11:59:23.450
6 -	36.363	118.3	41.596	132.6	38.310	120.2	1:56.269 (1)	91.92		12:01:19.719
7 -	36.550	118.3	41.514	132.1	38.322	120.0	1:56.386 (2)	91.83	0.117	12:03:16.105
8 -	36.377	118.3	41.621	131.8	38.414	120.2	1:56.412 (3)	91.81	0.143	12:05:12.517

P3		92 Pro		Jamie FALVEY		Motion Capital Racing				
IDEAL LAP TIME :		1:56.775		BEST LAP TIME :		1:56.775		DIFFERENCE : 0.000		
LAP	SECTOR 1	SECTOR 2	SECTOR 3	LAP TIME	MPH	DIFF	TIME OF DAY			
1 -	OUTLAP	98.3	47.303	105.5	43.401	119.1	2:17.912	77.49	21.137	11:51:30.094
2 -	38.013	115.9	42.838	128.3	46.156	121.3	2:07.007	84.15	10.232	11:53:37.101
3 -	36.990	118.3	42.018	132.8	38.886	121.3	1:57.894	90.65	1.119	11:55:34.995
4 -	36.773	118.7	41.801	133.4	38.575	122.0	1:57.149 (3)	91.23	0.374	11:57:32.144
5 -	36.692	118.3	41.770	132.8	38.653	121.7	1:57.115 (2)	91.26	0.340	11:59:29.259
6 -	36.652	118.5	41.590	133.6	38.533	121.3	1:56.775 (1)	91.52		12:01:26.034

P4		54 Pro		Adam SMALLEY		Elite Motorsport				
IDEAL LAP TIME :		1:56.645		BEST LAP TIME :		1:56.989		DIFFERENCE : 0.344		
LAP	SECTOR 1	SECTOR 2	SECTOR 3	LAP TIME	MPH	DIFF	TIME OF DAY			
1 -	OUTLAP	80.5	48.497	113.1	44.302	108.2	2:23.624	74.41	26.635	11:53:21.312
2 -	42.255	96.1	43.978	128.0	39.249	120.9	2:05.482 (3)	85.17	8.493	11:55:26.794
3 -	36.759	118.1	41.866	132.3	38.500	120.6	1:57.125 (2)	91.25	0.136	11:57:23.919
4 -	36.620	118.3	41.853	132.6	38.516	120.6	1:56.989 (1)	91.35		11:59:20.908
5 -	36.623	118.1	41.689	132.6	38.336	121.1	1:56.648 D	91.62		12:01:17.556
6 -	41.639	110.7	46.856	109.1	IN PIT		3:40.015 P	48.57	1:43.026	12:04:57.571
7 -	OUTLAP	103.2	45.419	112.7	40.560	121.1	2:09.871	82.29	12.882	12:07:07.442

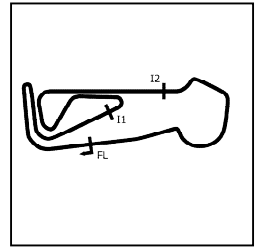
P5		81 Pro		Tom HIBBERT		Triple M Motorsport				
IDEAL LAP TIME :		1:57.468		BEST LAP TIME :		1:57.475		DIFFERENCE : 0.007		
LAP	SECTOR 1	SECTOR 2	SECTOR 3	LAP TIME	MPH	DIFF	TIME OF DAY			
1 -	OUTLAP	88.7	47.955	120.0	43.513	115.5	2:21.886	75.32	24.411	11:52:46.435
2 -	41.156	96.2	45.413	94.1	42.703	120.4	2:09.272	82.67	11.797	11:54:55.707
3 -	36.767	118.3	44.928	122.6	40.887	120.4	2:02.582	87.19	5.107	11:56:58.289
4 -	36.658	117.9	41.933	132.3	40.246	119.4	1:58.837 (3)	89.93	1.362	11:58:57.126
5 -	36.654	117.9	42.045	132.3	39.052	120.4	1:57.751 (2)	90.76	0.276	12:00:54.877
6 -	36.568	118.9	41.848	132.6	39.059	119.8	1:57.475 (1)	90.98		12:02:52.352
7 -	36.821	117.7	42.612	130.3	40.977	119.4	2:00.410	88.76	2.935	12:04:52.762
8 -	37.216	117.3	46.567	111.8	42.950	120.0	2:06.733	84.33	9.258	12:06:59.495

Weather / Track : Cloudy / Dry

Snetterton 300
Circuit Length = 2.9689 miles
Start: 11:49 Flag 12:09 End: 12:10

2020 Millers Oils Ginetta GT4 SuperCup

QUALIFYING - ROUND 15 - SECTOR ANALYSIS



SECTOR 1 = FL to I1, SECTOR 2 = I1 to I2, SECTOR 3 = I2 to FL, DIFF = Difference To Personal Best Lap, P = Crossed Finish Line in Pit Lane, D = Time Disallowed

P6		99 Pro Joe MARSHALL-BIRKS					Rob Boston Racing				
IDEAL LAP TIME : 1:57.349		BEST LAP TIME : 1:57.575					DIFFERENCE : 0.226				
LAP	SECTOR 1	SECTOR 2		SECTOR 3		LAP TIME	MPH	DIFF	TIME OF DAY		
1 -	OUTLAP	102.9	46.657	128.0	42.093	119.6	2:16.474	78.31	18.899	11:53:07.358	
2 -	37.413	117.3	42.837	132.1	39.515	119.8	1:59.765	89.24	2.190	11:55:07.123	
3 -	36.895	118.5	42.125	132.6	39.321	120.0	1:58.341 (3)	90.31	0.766	11:57:05.464	
4 -	36.843	118.1	42.035	132.3	38.770	120.2	1:57.648 (2)	90.84	0.073	11:59:03.112	
5 -	36.544	118.9	42.042	132.8	38.989	120.0	1:57.575 (1)	90.90		12:01:00.687	
6 -	36.787	118.1	42.041	131.5	42.696	120.4	2:01.524	87.95	3.949	12:03:02.211	

P7		27 ProAm Tom EMSON					Elite Motorsport				
IDEAL LAP TIME : 1:57.726		BEST LAP TIME : 1:57.840					DIFFERENCE : 0.114				
LAP	SECTOR 1	SECTOR 2		SECTOR 3		LAP TIME	MPH	DIFF	TIME OF DAY		
1 -	OUTLAP	79.7	49.233	112.0	45.891	98.5	2:26.605	72.90	28.765	11:53:25.202	
2 -	41.642	104.3	46.752	126.1	43.968	120.0	2:12.362	80.74	14.522	11:55:37.564	
3 -	36.973	118.3	42.314	132.3	39.292	120.2	1:58.579	90.13	0.739	11:57:36.143	
4 -	36.778	117.3	42.150	132.1	38.919	120.2	1:57.847 (2)	90.69	0.007	11:59:33.990	
5 -	36.659	118.1	42.348	132.1	39.227	120.4	1:58.234 (3)	90.39	0.394	12:01:32.224	
6 -	36.748	118.5	42.148	132.3	38.944	120.6	1:57.840 (1)	90.69		12:03:30.064	

P8		31 Am Dan MORRIS (G)					Triple M Motorsport				
IDEAL LAP TIME : 1:57.901		BEST LAP TIME : 1:58.113					DIFFERENCE : 0.212				
LAP	SECTOR 1	SECTOR 2		SECTOR 3		LAP TIME	MPH	DIFF	TIME OF DAY		
1 -	OUTLAP	76.1	52.880	109.1	45.589	117.7	2:33.054	69.83	34.941	11:52:28.285	
2 -	39.830	114.9	46.096	111.4	41.903	120.0	2:07.829	83.61	9.716	11:54:36.114	
3 -	37.899	118.1	42.880	132.3	39.820	120.6	2:00.599	88.62	2.486	11:56:36.713	
4 -	37.537	118.7	42.511	132.3	39.600	120.9	1:59.648	89.32	1.535	11:58:36.361	
5 -	37.312	117.5	42.934	131.8	39.540	120.9	1:59.786	89.22	1.673	12:00:36.147	
6 -	37.125	119.1	42.439	132.1	39.265	120.9	1:58.829	89.94	0.716	12:02:34.976	
7 -	37.036	118.9	42.131	132.3	39.256	121.1	1:58.423 (3)	90.25	0.310	12:04:33.399	
8 -	37.133	118.3	42.356	132.6	39.181	120.6	1:58.670	90.06	0.557	12:06:32.069	
9 -	36.923	118.9	42.314	132.3	38.876	121.1	1:58.113 (1)	90.49		12:08:30.182	
10 -	36.958	118.5	42.439	131.5	38.847	120.6	1:58.244 (2)	90.39	0.131	12:10:28.426	

P9		78 ProAm Colin WHITE					CWS Motorsport				
IDEAL LAP TIME : 1:58.414		BEST LAP TIME : 1:58.533					DIFFERENCE : 0.119				
LAP	SECTOR 1	SECTOR 2		SECTOR 3		LAP TIME	MPH	DIFF	TIME OF DAY		
1 -	OUTLAP	101.9	48.504	112.0	44.091	119.6	2:22.130	75.19	23.597	11:51:45.241	
2 -	39.813	113.7	46.450	115.1	41.688	120.6	2:07.951	83.53	9.418	11:53:53.192	
3 -	37.535	118.1	43.220	132.3	39.472	122.4	2:00.227	88.89	1.694	11:55:53.419	
4 -	39.648	106.1	44.804	127.5		IN PIT	3:27.759 P	51.44	1:29.226	11:59:21.178	
5 -	OUTLAP	118.3	42.673	133.1	40.038	119.4	2:04.039	86.16	5.506	12:01:25.217	
6 -	37.509	118.9	42.710	132.6	39.680	120.0	1:59.899 (3)	89.14	1.366	12:03:25.116	
7 -	37.203	118.9	42.188	133.1	39.489	121.3	1:58.880 (2)	89.90	0.347	12:05:23.996	
8 -	36.849	118.9	42.307	133.4	39.377	120.6	1:58.533 (1)	90.16		12:07:22.529	

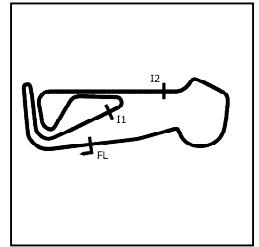
P10		11 ProAm Chris SALKELD					Century Motorsport				
IDEAL LAP TIME : 1:58.550		BEST LAP TIME : 1:58.597					DIFFERENCE : 0.047				
LAP	SECTOR 1	SECTOR 2		SECTOR 3		LAP TIME	MPH	DIFF	TIME OF DAY		
1 -	OUTLAP	97.5	47.372	113.5	44.048	118.1	2:19.106	76.83	20.509	11:51:32.423	
2 -	40.074	112.0	44.468	129.5	43.191	119.8	2:07.733	83.67	9.136	11:53:40.156	
3 -	37.686	116.9	43.342	130.8	39.603	119.8	2:00.631	88.60	2.034	11:55:40.787	
4 -	37.247	117.5	42.937	131.3	39.341	120.2	1:59.525	89.42	0.928	11:57:40.312	
5 -	37.148	117.7	42.536	131.3	39.199	120.0	1:58.883 (2)	89.90	0.286	11:59:39.195	
6 -	37.285	116.9	42.580	131.0	39.241	119.8	1:59.106 (3)	89.73	0.509	12:01:38.301	
7 -	36.866	117.5	42.485	130.8	39.246	120.0	1:58.597 (1)	90.12		12:03:36.898	
8 -	41.160	98.9	45.617	126.6	39.843	119.8	2:06.620	84.41	8.023	12:05:43.518	

Weather / Track : Cloudy / Dry

Snetterton 300
Circuit Length = 2.9689 miles
Start: 11:49 Flag 12:09 End: 12:10

2020 Millers Oils Ginetta GT4 SuperCup

QUALIFYING - ROUND 15 - SECTOR ANALYSIS



SECTOR 1 = FL to I1, SECTOR 2 = I1 to I2, SECTOR 3 = I2 to FL, DIFF = Difference To Personal Best Lap, P = Crossed Finish Line in Pit Lane, D = Time Disallowed

P11 26 Pro		Luke READE (G)					Graves Motorsport				
IDEAL LAP TIME : 1:59.146		BEST LAP TIME : 1:59.151					DIFFERENCE : 0.005				
LAP	SECTOR 1	SECTOR 2		SECTOR 3		LAP TIME	MPH	DIFF	TIME OF DAY		
1 -	OUTLAP	82.0	49.371	123.1	43.879	117.9	2:23.044	74.71	23.893	11:51:50.371	
2 -	39.688	114.9	44.247	131.8	40.561	121.3	2:04.496	85.85	5.345	11:53:54.867	
3 -	37.513	118.9	42.740	133.6	40.270	120.9	2:00.523 D	88.68	1.372	11:55:55.390	
4 -	37.933	117.7	42.832	132.8	39.862	121.3	2:00.627 (2)	88.60	1.476	11:57:56.017	
5 -	37.146	118.1	42.222	133.9	39.783	121.1	1:59.151 (1)	89.70		11:59:55.168	
6 -	37.141	118.7	42.465	129.8	42.949	120.6	2:02.555 (3)	87.21	3.404	12:01:57.723	
7 -	37.239	118.3	43.434	132.3	IN PIT		4:02.689 P	44.04	2:03.538	12:06:00.412	
8 -	OUTLAP	117.3	43.466	132.8	40.491	121.1	2:06.463	84.51	7.312	12:08:06.875	

P12 19 Am		Carl GARNETT					AK Motorsport				
IDEAL LAP TIME : 1:59.160		BEST LAP TIME : 1:59.200					DIFFERENCE : 0.040				
LAP	SECTOR 1	SECTOR 2		SECTOR 3		LAP TIME	MPH	DIFF	TIME OF DAY		
1 -	OUTLAP	85.5	50.238	100.1	45.918	119.1	2:26.213	73.09	27.013	11:51:56.392	
2 -	40.098	113.9	45.500	131.0	42.229	121.3	2:07.827	83.61	8.627	11:54:04.219	
3 -	38.058	117.3	43.768	132.1	40.176	121.3	2:02.002	87.60	2.802	11:56:06.221	
4 -	39.928	116.9	43.709	132.3	40.119	121.5	2:03.756	86.36	4.556	11:58:09.977	
5 -	37.603	117.9	42.882	132.3	39.494	121.5	1:59.979 (3)	89.08	0.779	12:00:09.956	
6 -	40.428	95.1	44.351	132.1	40.740	121.1	2:05.519	85.15	6.319	12:02:15.475	
7 -	37.816	117.5	42.474	132.8	39.692	121.5	1:59.982	89.08	0.782	12:04:15.457	
8 -	37.630	118.5	42.697	132.8	39.565	121.3	1:59.892 (2)	89.14	0.692	12:06:15.349	
9 -	37.291	117.9	42.375	133.1	39.534	121.7	1:59.200 (1)	89.66		12:08:14.549	

P13 95 Am		Stewart LINES					Triple M Motorsport				
IDEAL LAP TIME : 1:59.195		BEST LAP TIME : 1:59.280					DIFFERENCE : 0.085				
LAP	SECTOR 1	SECTOR 2		SECTOR 3		LAP TIME	MPH	DIFF	TIME OF DAY		
1 -	OUTLAP	88.3	48.462	122.9	44.463	119.6	2:21.279	75.65	21.999	11:51:40.478	
2 -	40.436	112.9	46.227	131.0	41.835	118.7	2:08.498	83.17	9.218	11:53:48.976	
3 -	38.393	116.3	43.512	131.5	41.049	119.6	2:02.954	86.92	3.674	11:55:51.930	
4 -	38.379	116.5	43.409	131.3	40.156	120.2	2:04.944 D	87.64	2.664	11:57:53.874	
5 -	37.701	117.1	42.742	132.1	39.782	120.9	2:00.225 (3)	88.90	0.945	11:59:54.099	
6 -	37.811	117.7	42.559	132.8	39.605	120.0	1:59.975 (2)	89.08	0.695	12:01:54.074	
7 -	37.076	118.5	42.514	132.8	39.690	120.0	1:59.280 (1)	89.60		12:03:53.354	
8 -	39.583	108.7	46.227	114.7	IN PIT		3:16.014 P	54.52	1:16.734	12:07:09.368	
9 -	OUTLAP	116.1	44.737	131.5	40.889	111.2	2:06.899	84.22	7.619	12:09:16.267	

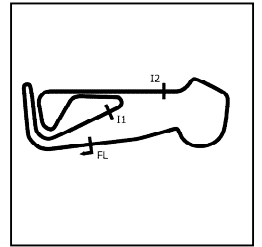
P14 47 ProAm		Simon TRAVES (G)					Assetto Motorsport				
IDEAL LAP TIME : 1:59.117		BEST LAP TIME : 1:59.323					DIFFERENCE : 0.206				
LAP	SECTOR 1	SECTOR 2		SECTOR 3		LAP TIME	MPH	DIFF	TIME OF DAY		
1 -	OUTLAP	89.5	50.965	100.0	43.961	119.6	2:28.282	72.07	28.959	11:51:46.362	
2 -	39.721	116.5	44.540	130.8	40.943	120.0	2:05.204	85.36	5.881	11:53:51.566	
3 -	38.166	116.9	43.106	131.5	40.328	120.4	2:01.600	87.89	2.277	11:55:53.166	
4 -	45.260	94.1	57.284	82.5	52.096	120.9	2:34.640	69.11	35.317	11:58:27.806	
5 -	37.850	117.7	42.765	132.1	39.736	120.4	2:00.351 (3)	88.80	1.028	12:00:28.157	
6 -	37.598	117.1	42.637	132.6	39.900	120.4	2:00.135 (2)	88.96	0.812	12:02:28.292	
7 -	36.990	117.5	42.391	131.8	39.942	120.4	1:59.323 (1)	89.57		12:04:27.615	
8 -	38.641	108.2	55.712	76.8	48.675	120.0	2:23.028	74.72	23.705	12:06:50.643	
9 -	37.837	116.7	49.927	114.9	42.688	120.2	2:10.452	81.93	11.129	12:09:01.095	

Weather / Track : Cloudy / Dry

Snetterton 300
 Circuit Length = 2.9689 miles
 Start: 11:49 Flag 12:09 End: 12:10

2020 Millers Oils Ginetta GT4 SuperCup

QUALIFYING - ROUND 15 - SECTOR ANALYSIS



SECTOR 1 = FL to I1, SECTOR 2 = I1 to I2, SECTOR 3 = I2 to FL, DIFF = Difference To Personal Best Lap, P = Crossed Finish Line in Pit Lane, D = Time Disallowed

P15 50 ProAm Callum JENKINS (G)		Team HARD								
IDEAL LAP TIME : 1:59.239		BEST LAP TIME : 1:59.387			DIFFERENCE : 0.148					
LAP	SECTOR 1	SECTOR 2		SECTOR 3		LAP TIME	MPH	DIFF	TIME OF DAY	
1 -	OUTLAP	99.1	47.507	119.4	44.017	119.4	2:19.538	76.59	20.151	11:51:33.956
2 -	39.822	104.5	1:09.374	107.3	43.885	120.0	2:33.081	69.81	33.694	11:54:07.037
3 -	38.434	117.5	44.066	131.3	40.446	119.6	2:02.946	86.93	3.559	11:56:09.983
4 -	38.149	116.9	43.226	132.6	39.785	120.6	2:01.160	88.21	1.773	11:58:11.143
5 -	37.797	118.1	42.633	132.1	39.483	120.6	1:59.913	89.13	0.526	12:00:11.056
6 -	37.540	117.1	42.465	131.8	39.382	119.6	1:59.387 (1)	89.52		12:02:10.443
7 -	37.401	117.5	42.802	131.5	39.648	120.2	1:59.851 (3)	89.17	0.464	12:04:10.294
8 -	37.681	117.7	42.623	131.5	39.460	120.4	1:59.764 (2)	89.24	0.377	12:06:10.058
9 -	37.392	117.3	42.744	131.5	40.041	119.8	2:00.177	88.93	0.790	12:08:10.235
10 -	37.405	117.3	42.897	130.8	39.876	120.6	2:00.178	88.93	0.791	12:10:10.413

P16 40 Am Nick HALSTEAD		Fox Motorsport								
IDEAL LAP TIME : 1:59.562		BEST LAP TIME : 1:59.735			DIFFERENCE : 0.173					
LAP	SECTOR 1	SECTOR 2		SECTOR 3		LAP TIME	MPH	DIFF	TIME OF DAY	
1 -	OUTLAP	72.6	50.929	100.7	43.718	116.7	2:26.724	72.84	26.989	11:51:52.627
2 -	40.160	84.7	46.626	127.8	41.028	118.9	2:07.814	83.62	8.079	11:54:00.441
3 -	37.926	116.3	43.474	129.5	40.147	119.4	2:01.547	87.93	1.812	11:56:01.988
4 -	37.597	117.7	43.016	131.3	40.080	119.1	2:00.693	88.55	0.958	11:58:02.681
5 -	37.407	117.1	42.584	131.0	39.744	119.4	1:59.735 (1)	89.26		12:00:02.416
6 -	37.444	116.9	42.657	131.3	39.809	119.8	1:59.910 (3)	89.13	0.175	12:02:02.326
7 -	37.346	116.9	42.518	131.3	39.950	118.9	1:59.814 (2)	89.20	0.079	12:04:02.140
8 -	37.352	117.5	42.472	131.5	IN PIT		3:09.726 P	56.33	1:09.991	12:07:11.866
9 -	OUTLAP	113.7	44.424	127.5	42.062	120.0	2:07.949	83.53	8.214	12:09:19.815

Weather / Track : Cloudy / Dry

Results can be found at www.tsl-timing.com

Page 4 of 4

Snetterton 300
 Circuit Length = 2.9689 miles
 Start: 11:49 Flag 12:09 End: 12:10
 Printed - 12:12 Saturday, 24 October 2020

2020 Millers Oils Ginetta GT4 SuperCup

QUALIFYING - ROUND 15 - BEST SPEEDS

POS	INTERMEDIATE 1			INTERMEDIATE 2			FINISH LINE		
	NO	NAME	MPH	NO	NAME	MPH	NO	NAME	MPH
1	14	BURNS	119.6	14	BURNS	134.7	14	BURNS	122.6
2	31	MORRIS (G)	119.1	26	READE (G)	133.9	78	WHITE	122.4
3	81	HIBBERT	118.9	92	FALVEY	133.6	92	FALVEY	122.0
4	99	MARSHALL-BIRKS	118.9	78	WHITE	133.4	19	GARNETT	121.7
5	78	WHITE	118.9	19	GARNETT	133.1	26	READE (G)	121.3
6	26	READE (G)	118.9	99	MARSHALL-BIRKS	132.8	54	SMALLEY	121.1
7	92	FALVEY	118.7	95	LINES	132.8	31	MORRIS (G)	121.1
8	57	BURTON	118.5	57	BURTON	132.6	95	LINES	120.9
9	27	EMSON	118.5	54	SMALLEY	132.6	47	TRAVES (G)	120.9
10	19	GARNETT	118.5	81	HIBBERT	132.6	27	EMSON	120.6
11	95	LINES	118.5	31	MORRIS (G)	132.6	50	JENKINS (G)	120.6
12	54	SMALLEY	118.3	47	TRAVES (G)	132.6	81	HIBBERT	120.4
13	50	JENKINS (G)	118.1	50	JENKINS (G)	132.6	99	MARSHALL-BIRKS	120.4
14	11	SALKELD	117.7	27	EMSON	132.3	57	BURTON	120.2
15	47	TRAVES (G)	117.7	40	HALSTEAD	131.5	11	SALKELD	120.2
16	40	HALSTEAD	117.7	11	SALKELD	131.3	40	HALSTEAD	120.0

Weather / Track : Cloudy / Dry

Results can be found at www.tsl-timing.com

Snetterton 300
 Circuit Length = 2.9689 miles
 Start: 11:49 Flag 12:09 End: 12:10
 Printed - 12:11 Saturday, 24 October 2020

2020 Millers Oils Ginetta GT4 SuperCup

QUALIFYING - ROUND 15 - BEST SECTORS

SECTOR 1			SECTOR 2			SECTOR 3			IDEAL / BEST COMPARISON						
POS	NO	NAME	TIME	NO	NAME	TIME	NO	NAME	TIME	POS	NO	NAME	IDEAL	BEST	DIFF
												PERFECT LAP	1:55.862		
1	14	BURNS	36.162	14	BURNS	41.446	14	BURNS	38.254	1	14	BURNS	1:55.862	1:55.862	0.000
2	57	BURTON	36.363	57	BURTON	41.514	57	BURTON	38.310	2	57	BURTON	1:56.187	1:56.269	0.082
3	99	MARSHALL-BIRKS	36.544	92	FALVEY	41.590	54	SMALLEY	38.336	3	54	SMALLEY	1:56.645	1:56.989	0.344
4	81	HIBBERT	36.568	54	SMALLEY	41.689	92	FALVEY	38.533	4	92	FALVEY	1:56.775	1:56.775	0.000
5	54	SMALLEY	36.620	81	HIBBERT	41.848	99	MARSHALL-BIRKS	38.770	5	99	MARSHALL-BIRKS	1:57.349	1:57.575	0.226
6	92	FALVEY	36.652	99	MARSHALL-BIRKS	42.035	31	MORRIS (G)	38.847	6	81	HIBBERT	1:57.468	1:57.475	0.007
7	27	EMSON	36.659	31	MORRIS (G)	42.131	27	EMSON	38.919	7	27	EMSON	1:57.726	1:57.840	0.114
8	78	WHITE	36.849	27	EMSON	42.148	81	HIBBERT	39.052	8	31	MORRIS (G)	1:57.901	1:58.113	0.212
9	11	SALKELD	36.866	78	WHITE	42.188	11	SALKELD	39.199	9	78	WHITE	1:58.414	1:58.533	0.119
10	31	MORRIS (G)	36.923	26	READE (G)	42.222	78	WHITE	39.377	10	11	SALKELD	1:58.550	1:58.597	0.047
11	47	TRAVES (G)	36.990	19	GARNETT	42.375	50	JENKINS (G)	39.382	11	47	TRAVES (G)	1:59.117	1:59.323	0.206
12	95	LINES	37.076	47	TRAVES (G)	42.391	19	GARNETT	39.494	12	26	READE (G)	1:59.146	1:59.151	0.005
13	26	READE (G)	37.141	50	JENKINS (G)	42.465	95	LINES	39.605	13	19	GARNETT	1:59.160	1:59.200	0.040
14	19	GARNETT	37.291	40	HALSTEAD	42.472	47	TRAVES (G)	39.736	14	95	LINES	1:59.195	1:59.280	0.085
15	40	HALSTEAD	37.346	11	SALKELD	42.485	40	HALSTEAD	39.744	15	50	JENKINS (G)	1:59.239	1:59.387	0.148
16	50	JENKINS (G)	37.392	95	LINES	42.514	26	READE (G)	39.783	16	40	HALSTEAD	1:59.562	1:59.735	0.173

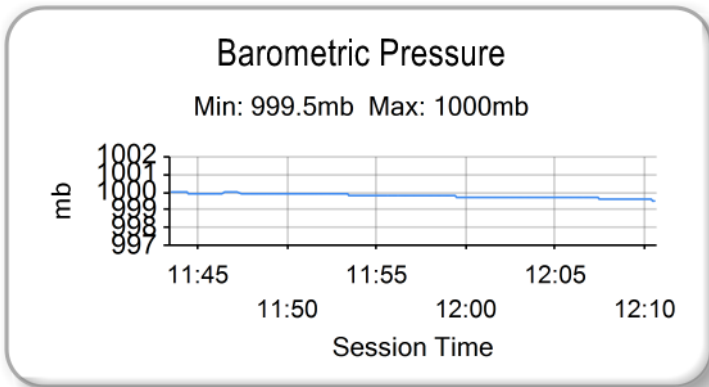
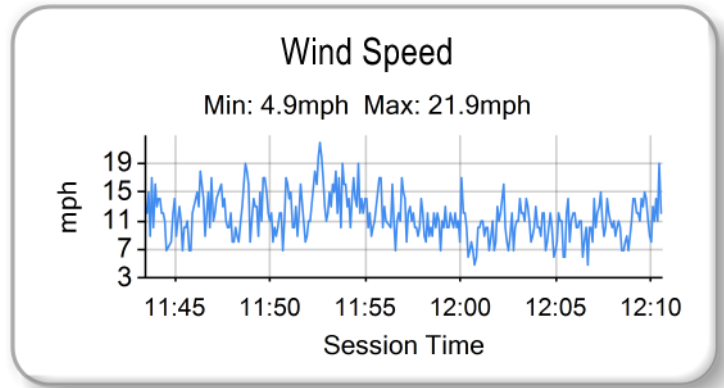
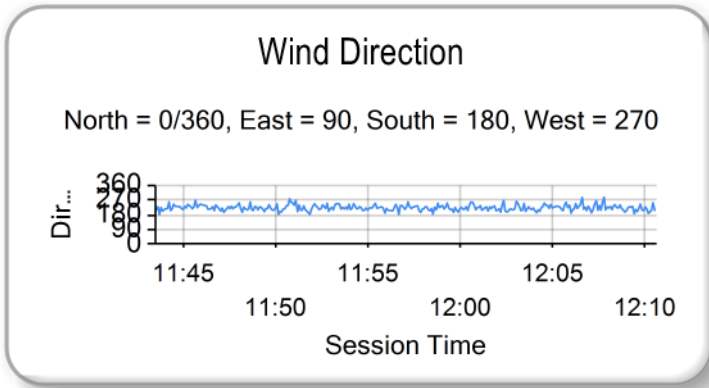
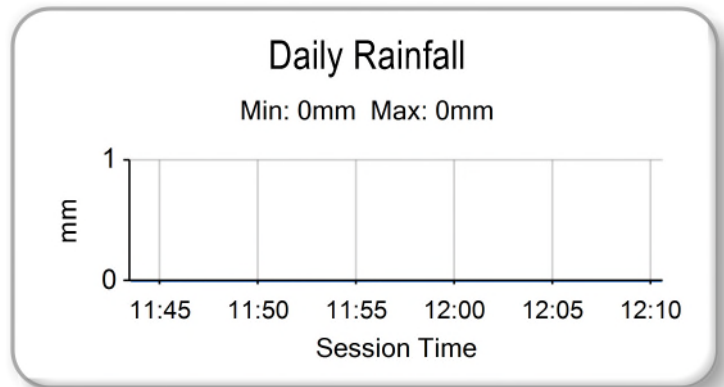
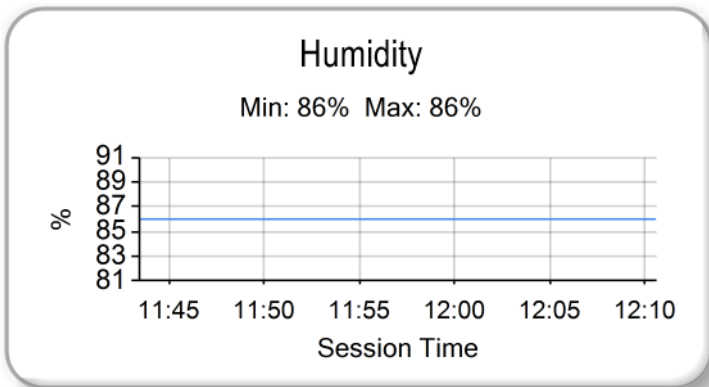
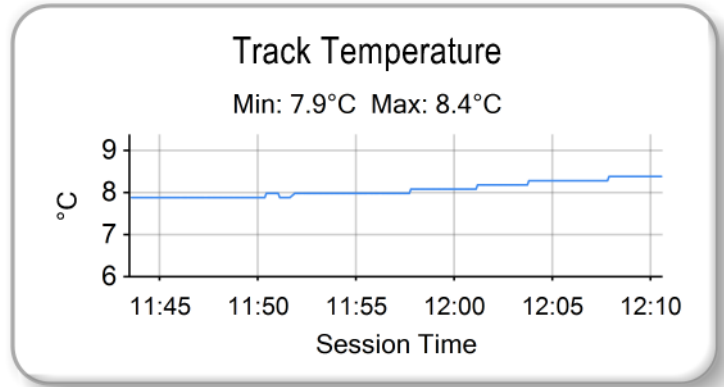
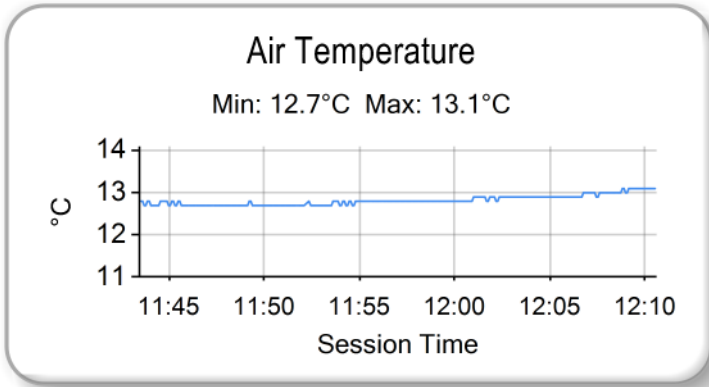
Weather / Track : Cloudy / Dry

Results can be found at www.tsl-timing.com

Snetterton 300
 Circuit Length = 2.9689 miles
 Start: 11:49 Flag 12:09 End: 12:10

Printed - 12:11 Saturday, 24 October 2020

2020 Millers Oils Ginetta GT4 SuperCup
QUALIFYING - ROUND 15 - WEATHER CONDITIONS



Weather / Track : Cloudy / Dry

Results can be found at www.tsl-timing.com

Snetterton 300
 Circuit Length = 2.9689 miles
 Start: 11:49 Flag 12:09 End: 12:10

Printed - 12:12 Saturday, 24 October 2020

2020 Millers Oils Ginetta GT4 SuperCup

QUALIFYING - ROUND 15 - STATISTICS

Competitors Started 16
Planned Start 2020-10-24 @ 11:50:00.000
Actual Start 2020-10-24 @ 11:49:00.620
Finish Time 2020-10-24 @ 12:09:01.023
Track Length 2.9689mi.
Total Laps 129
Total Distance Covered 382.9895mi.

Session Fastest Lap History

NO	CL	NAME	LAP TIME	TIME OF DAY	LAP	VEHICLE
57	Pro	Gus BURTON	2:04.824	11:53:31.609	2	Century Motorsport
26	Pro	Luke READE (G)	2:04.496	11:53:54.882	2	Graves Motorsport
99	Pro	Joe MARSHALL-BIRKS	1:59.765	11:55:07.136	2	Rob Boston Racing
57	Pro	Gus BURTON	1:58.465	11:55:30.073	3	Century Motorsport
92	Pro	Jamie FALVEY	1:57.894	11:55:35.010	3	Motion Capital Racing
14	Pro	Will BURNS	1:57.156	11:56:59.481	3	Rob Boston Racing
54	Pro	Adam SMALLEY	1:57.125	11:57:23.934	3	Elite Motorsport
57	Pro	Gus BURTON	1:56.786	11:57:26.859	4	Century Motorsport
57	Pro	Gus BURTON	1:56.605	11:59:23.465	5	Century Motorsport
14	Pro	Will BURNS	1:56.304	12:00:56.777	5	Rob Boston Racing
57	Pro	Gus BURTON	1:56.269	12:01:19.733	6	Century Motorsport
14	Pro	Will BURNS	1:55.862	12:06:52.456	8	Rob Boston Racing

Flag History

TYPE	TIME OF DAY
GREEN	11:49:00.620
FINISH	12:09:01.023

Flag Statistics

TYPE	COUNT	TOTAL LAPS	TOTAL TIME
Green	1	10	21:36.787
Red	0	0	0.000
Safety Car	0	0	0.000
FCY	0	0	0.000

Weather / Track : Cloudy / Dry

Results can be found at www.tsl-timing.com

Page 1 of 4

Snetterton 300
Circuit Length = 2.9689 miles
Start: 11:49 Flag 12:09 End: 12:10

Printed - 12:12 Saturday, 24 October 2020

2020 Millers Oils Ginetta GT4 SuperCup
QUALIFYING - ROUND 15 - STATISTICS

CLASS : Pro

7 Starters

Fastest Lap History

NO	NAME	LAP TIME	TIME OF DAY	LAP	VEHICLE
57	Gus BURTON	2:04.824	11:53:31.609	2	Century Motorsport
26	Luke READE (G)	2:04.496	11:53:54.882	2	Graves Motorsport
99	Joe MARSHALL-BIRKS	1:59.765	11:55:07.136	2	Rob Boston Racing
57	Gus BURTON	1:58.465	11:55:30.073	3	Century Motorsport
92	Jamie FALVEY	1:57.894	11:55:35.010	3	Motion Capital Racing
14	Will BURNS	1:57.156	11:56:59.481	3	Rob Boston Racing
54	Adam SMALLEY	1:57.125	11:57:23.934	3	Elite Motorsport
57	Gus BURTON	1:56.786	11:57:26.859	4	Century Motorsport
57	Gus BURTON	1:56.605	11:59:23.465	5	Century Motorsport
14	Will BURNS	1:56.304	12:00:56.777	5	Rob Boston Racing
57	Gus BURTON	1:56.269	12:01:19.733	6	Century Motorsport
14	Will BURNS	1:55.862	12:06:52.456	8	Rob Boston Racing

Weather / Track : Cloudy / Dry

Results can be found at www.tsl-timing.com

Page 2 of 4

Snetterton 300
Circuit Length = 2.9689 miles
Start: 11:49 Flag 12:09 End: 12:10
Printed - 12:12 Saturday, 24 October 2020

2020 Millers Oils Ginetta GT4 SuperCup
QUALIFYING - ROUND 15 - STATISTICS

CLASS : ProAm

5 Starters

Fastest Lap History

NO	NAME	LAP TIME	TIME OF DAY	LAP	VEHICLE
11	Chris SALKELD	2:07.733	11:53:40.170	2	Century Motorsport
47	Simon TRAVES (G)	2:05.204	11:53:51.582	2	Assetto Motorsport
11	Chris SALKELD	2:00.631	11:55:40.801	3	Century Motorsport
78	Colin WHITE	2:00.227	11:55:53.431	3	CWS Motorsport
27	Tom EMSON	1:58.579	11:57:36.158	3	Elite Motorsport
27	Tom EMSON	1:57.847	11:59:34.004	4	Elite Motorsport
27	Tom EMSON	1:57.840	12:03:30.078	6	Elite Motorsport

Weather / Track : Cloudy / Dry

Results can be found at www.tsl-timing.com

Page 3 of 4

Snetterton 300
Circuit Length = 2.9689 miles
Start: 11:49 Flag 12:09 End: 12:10
Printed - 12:12 Saturday, 24 October 2020

2020 Millers Oils Ginetta GT4 SuperCup
QUALIFYING - ROUND 15 - STATISTICS

CLASS : Am

4 Starters

Fastest Lap History

NO	NAME	LAP TIME	TIME OF DAY	LAP	VEHICLE
95	Stewart LINES	2:08.498	11:53:48.991	2	Triple M Motorsport
40	Nick HALSTEAD	2:07.814	11:54:00.452	2	Fox Motorsport
95	Stewart LINES	2:02.954	11:55:51.944	3	Triple M Motorsport
40	Nick HALSTEAD	2:01.547	11:56:01.999	3	Fox Motorsport
31	Dan MORRIS (G)	2:00.599	11:56:36.726	3	Triple M Motorsport
31	Dan MORRIS (G)	1:59.648	11:58:36.374	4	Triple M Motorsport
31	Dan MORRIS (G)	1:58.829	12:02:34.989	6	Triple M Motorsport
31	Dan MORRIS (G)	1:58.423	12:04:33.412	7	Triple M Motorsport
31	Dan MORRIS (G)	1:58.113	12:08:30.194	9	Triple M Motorsport

Weather / Track : Cloudy / Dry

Results can be found at www.tsl-timing.com

Page 4 of 4

Snetterton 300
Circuit Length = 2.9689 miles
Start: 11:49 Flag 12:09 End: 12:10
Printed - 12:12 Saturday, 24 October 2020

2020 Millers Oils Ginetta GT4 SuperCup
ROUND 15 - GRID (20 minutes / 7 Laps)

ROW 8	15	1:59.280	95 Stewart LINES	16	1:59.735	40 Nick HALSTEAD
ROW 7	13	1:58.113	31 Dan MORRIS (G)	14	1:59.200	19 Carl GARNETT
ROW 6	11	1:59.323	47 Simon TRAVES (G)	12	1:59.387	50 Callum JENKINS (G)
ROW 5	9	1:58.533	78 Colin WHITE	10	1:58.597	11 Chris SALKELD
ROW 4	7	1:59.151	26 Luke READE (G)	8	1:57.840	27 Tom EMSON
ROW 3	5	1:57.475	81 Tom HIBBERT	6	1:57.575	99 Joe MARSHALL-BIRKS
ROW 2	3	1:56.775	92 Jamie FALVEY	4	1:56.989	54 Adam SMALLEY
ROW 1	1	1:55.862	14 Will BURNS	2	1:56.269	57 Gus BURTON

Pole

Snetterton 300
 Circuit Length = 2.9689 miles

These results are provisional until the conclusion of any judicial and technical matters.

Clerk Of Course :	Steward :	Timekeeper :
-------------------	-----------	--------------

Results can be found at www.tsl-timing.com

Printed - 12:13 Saturday, 24 October 2020



2020 Millers Oils Ginetta GT4 SuperCup

ROUND 15 - CLASSIFICATION

POS	NO	CL	PIC NAME	NAT	ENTRY	LAPS	TIME	GAP	DIFF	MPH	BEST	ON
1	14	Pro	1 Will BURNS	GBR	Rob Boston Racing	7	13:52.106			89.91	1:57.552	5
2	92	Pro	2 Jamie FALVEY	GBR	Motion Capital Racing	7	13:52.981	0.875	0.875	89.81	1:57.650	6
3	54	Pro	3 Adam SMALLEY	GBR	Elite Motorsport	7	13:53.304	1.198	0.323	89.78	1:57.519	6
4	81	Pro	4 Tom HIBBERT	GBR	Triple M Motorsport	7	13:56.968	4.862	3.664	89.38	1:57.877	6
5	99	Pro	5 Joe MARSHALL-BIRKS	GBR	Rob Boston Racing	7	14:00.576	8.470	3.608	89.00	1:58.181	4
6	26	Pro	6 Luke READE (G)	GBR	Graves Motorsport	7	14:11.040	18.934	10.464	87.91	1:59.512	5
7	27	ProAm	1 Tom EMSON	GBR	Elite Motorsport	7	14:11.913	19.807	0.873	87.82	1:59.472	4
8	78	ProAm	2 Colin WHITE	GBR	CWS Motorsport	7	14:12.436	20.330	0.523	87.76	1:59.516	4
9	31	Am	1 Dan MORRIS (G)	GBR	Triple M Motorsport	7	14:19.222	27.116	6.786	87.07	2:00.009	4
10	47	ProAm	3 Simon TRAVES (G)	GBR	Assetto Motorsport	7	14:20.685	28.579	1.463	86.92	2:00.440	3
11	40	Am	2 Nick HALSTEAD	GBR	Fox Motorsport	7	14:24.700	32.594	4.015	86.52	2:01.090	6
12	11	ProAm	4 Chris SALKELD	GBR	Century Motorsport	7	14:25.006	32.900	0.306	86.49	1:58.842	4
13	50	ProAm	5 Callum JENKINS (G)	GBR	Team HARD	7	14:27.325	35.219	2.319	86.26	1:59.971	6
14	95	Am	3 Stewart LINES	GBR	Triple M Motorsport	7	14:33.646	41.540	6.321	85.63	2:02.319	6
15	19	Am	4 Carl GARNETT	GBR	AK Motorsport	6	14:33.845	1 Lap	1 Lap	73.38	2:01.406	5

NOT CLASSIFIED

DNF	57	Pro	Gus BURTON	GBR	Century Motorsport	0						
-----	----	-----	------------	-----	--------------------	---	--	--	--	--	--	--

FASTEST LAP

54	Pro	Adam SMALLEY	GBR	Elite Motorsport	6	1:57.519	90.94 mph	146.36 kph
11	ProAm	Chris SALKELD	GBR	Century Motorsport	4	1:58.842	89.93 mph	144.73 kph
31	Am	Dan MORRIS (G)	GBR	Triple M Motorsport	4	2:00.009	89.06 mph	143.32 kph

Snetterton 300

Circuit Length = 2.9689 miles

Start: 15:11 Flag 15:25 End: 15:25

Weather / Track : Cloudy / Dry

These results are provisional until the conclusion of any judicial and technical matters.

Clerk Of Course :	Steward :	Timekeeper :
-------------------	-----------	--------------

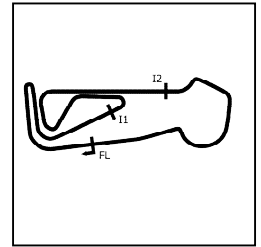
Results can be found at www.tsl-timing.com

Printed - 15:27 Saturday, 24 October 2020



2020 Millers Oils Ginetta GT4 SuperCup

ROUND 15 - SECTOR ANALYSIS



SECTOR 1 = FL to I1, SECTOR 2 = I1 to I2, SECTOR 3 = I2 to FL, DIFF = Difference To Personal Best Lap, P = Crossed Finish Line in Pit Lane, D = Time Disallowed

P1		14 Pro		Will BURNS		Rob Boston Racing				
IDEAL LAP TIME : 1:57.455		BEST LAP TIME : 1:57.552		DIFFERENCE : 0.097						
LAP	SECTOR 1	SECTOR 2		SECTOR 3		LAP TIME	MPH	DIFF	TIME OF DAY	
1 -		117.3	42.424	131.5	39.032	120.2	2:04.937	85.54	7.385	15:13:14.945
2 -	37.108	117.9	42.153	132.3	38.845	121.1	1:58.106	90.49	0.554	15:15:13.051
3 -	36.765	118.7	42.071	132.3	38.965	119.8	1:57.801	90.72	0.249	15:17:10.852
4 -	36.806	118.5	42.029	133.4	38.844	121.1	1:57.679 (2)	90.82	0.127	15:19:08.531
5 -	36.725	118.9	42.085	132.6	38.742	121.1	1:57.552 (1)	90.92		15:21:06.083
6 -	36.740	118.7	41.988	132.8	39.048	120.9	1:57.776 (3)	90.74	0.224	15:23:03.859
7 -	36.947	118.7	42.128	132.6	39.180	121.1	1:58.255	90.38	0.703	15:25:02.114

P2		92 Pro		Jamie FALVEY		Motion Capital Racing				
IDEAL LAP TIME : 1:57.513		BEST LAP TIME : 1:57.650		DIFFERENCE : 0.137						
LAP	SECTOR 1	SECTOR 2		SECTOR 3		LAP TIME	MPH	DIFF	TIME OF DAY	
1 -		116.9	42.332	133.1	39.186	121.3	2:05.827	84.94	8.177	15:13:15.835
2 -	37.106	117.7	42.103	133.4	38.891	121.1	1:58.100	90.50	0.450	15:15:13.935
3 -	36.954	118.1	41.901	132.8	39.036	120.9	1:57.891	90.66	0.241	15:17:11.826
4 -	36.946	118.3	41.846	133.4	38.934	121.1	1:57.726 (3)	90.78	0.076	15:19:09.552
5 -	36.935	118.1	41.839	132.8	38.905	121.3	1:57.679 (2)	90.82	0.029	15:21:07.231
6 -	36.783	118.3	41.929	133.4	38.938	121.7	1:57.650 (1)	90.84		15:23:04.881
7 -	37.132	118.5	41.915	133.1	39.061	121.7	1:58.108	90.49	0.458	15:25:02.989

P3		54 Pro		Adam SMALLEY		Elite Motorsport				
IDEAL LAP TIME : 1:57.476		BEST LAP TIME : 1:57.519		DIFFERENCE : 0.043						
LAP	SECTOR 1	SECTOR 2		SECTOR 3		LAP TIME	MPH	DIFF	TIME OF DAY	
1 -		117.3	42.454	132.6	39.105	121.5	2:06.325	84.60	8.806	15:13:16.333
2 -	37.093	117.9	42.059	133.6	38.835	122.2	1:57.987	90.58	0.468	15:15:14.320
3 -	37.046	117.7	41.984	133.4	38.878	121.5	1:57.908	90.64	0.389	15:17:12.228
4 -	36.937	118.5	41.971	134.2	38.817	121.7	1:57.725 (2)	90.78	0.206	15:19:09.953
5 -	36.952	118.1	41.999	133.9	38.832	122.0	1:57.783 (3)	90.74	0.264	15:21:07.736
6 -	36.850	118.5	42.014	133.4	38.655	122.2	1:57.519 (1)	90.94		15:23:05.255
7 -	37.157	118.1	42.030	133.9	38.870	122.4	1:58.057	90.53	0.538	15:25:03.312

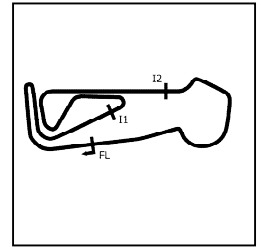
P4		81 Pro		Tom HIBBERT		Triple M Motorsport				
IDEAL LAP TIME : 1:57.756		BEST LAP TIME : 1:57.877		DIFFERENCE : 0.121						
LAP	SECTOR 1	SECTOR 2		SECTOR 3		LAP TIME	MPH	DIFF	TIME OF DAY	
1 -		117.1	42.707	131.5	39.681	120.2	2:07.815	83.62	9.938	15:13:17.823
2 -	36.918	118.1	42.137	132.1	39.247	120.4	1:58.302	90.34	0.425	15:15:16.125
3 -	36.971	117.9	42.014	131.5	39.247	119.8	1:58.232	90.39	0.355	15:17:14.357
4 -	36.816	117.9	41.958	132.3	39.230	120.2	1:58.004 (2)	90.57	0.127	15:19:12.361
5 -	36.724	118.3	42.094	131.5	39.264	120.4	1:58.082 (3)	90.51	0.205	15:21:10.443
6 -	36.845	117.9	41.951	131.8	39.081	120.4	1:57.877 (1)	90.67		15:23:08.320
7 -	36.736	118.1	42.274	131.5	39.646	118.9	1:58.656	90.07	0.779	15:25:06.976

P5		99 Pro		Joe MARSHALL-BIRKS		Rob Boston Racing				
IDEAL LAP TIME : 1:58.124		BEST LAP TIME : 1:58.181		DIFFERENCE : 0.057						
LAP	SECTOR 1	SECTOR 2		SECTOR 3		LAP TIME	MPH	DIFF	TIME OF DAY	
1 -		116.7	43.095	132.8	39.634	120.2	2:08.488	83.18	10.307	15:13:18.496
2 -	37.048	118.1	42.284	132.8	39.268	120.4	1:58.600 (3)	90.11	0.419	15:15:17.096
3 -	36.854	117.9	42.327	132.3	39.014	119.8	1:58.195 (2)	90.42	0.014	15:17:15.291
4 -	36.892	117.7	42.303	132.3	38.986	120.0	1:58.181 (1)	90.43		15:19:13.472
5 -	37.020	117.9	42.378	132.1	39.292	119.6	1:58.690	90.05	0.509	15:21:12.162
6 -	37.235	117.7	42.407	131.8	39.448	119.1	1:59.090	89.74	0.909	15:23:11.252
7 -	37.323	117.7	42.509	131.5	39.500	120.0	1:59.332	89.56	1.151	15:25:10.584

Weather / Track : Cloudy / Dry

2020 Millers Oils Ginetta GT4 SuperCup

ROUND 15 - SECTOR ANALYSIS



SECTOR 1 = FL to I1, SECTOR 2 = I1 to I2, SECTOR 3 = I2 to FL, DIFF = Difference To Personal Best Lap, P = Crossed Finish Line in Pit Lane, D = Time Disallowed

P6		26 Pro		Luke READE (G)			Graves Motorsport			
IDEAL LAP TIME : 1:59.384		BEST LAP TIME : 1:59.512			DIFFERENCE : 0.128					
LAP	SECTOR 1	SECTOR 2		SECTOR 3		LAP TIME	MPH	DIFF	TIME OF DAY	
1 -		117.1	44.050	132.1	40.368	121.1	2:11.091	81.53	11.579	15:13:21.099
2 -	37.682	117.9	42.840	132.8	39.743	121.3	2:00.265	88.87	0.753	15:15:21.364
3 -	37.289	118.3	42.892	132.6	39.895	120.6	2:00.076	89.01	0.564	15:17:21.440
4 -	37.197	118.3	42.519	132.6	39.798	120.9	1:59.514 (2)	89.42	0.002	15:19:20.954
5 -	37.266	118.1	42.578	132.3	39.668	120.2	1:59.512 (1)	89.43		15:21:20.466
6 -	37.508	117.9	42.556	132.3	39.795	120.9	1:59.859 (3)	89.17	0.347	15:23:20.325
7 -	37.568	117.7	43.074	131.8	40.081	120.4	2:00.723	88.53	1.211	15:25:21.048

P7		27 ProAm		Tom EMSON			Elite Motorsport			
IDEAL LAP TIME : 1:59.472		BEST LAP TIME : 1:59.472			DIFFERENCE : 0.000					
LAP	SECTOR 1	SECTOR 2		SECTOR 3		LAP TIME	MPH	DIFF	TIME OF DAY	
1 -		115.9	44.421	132.3	40.095	121.1	2:11.966	80.99	12.494	15:13:21.974
2 -	37.541	118.5	43.081	133.9	39.541	122.4	2:00.163	88.94	0.691	15:15:22.137
3 -	37.361	118.5	43.035	132.8	39.521	121.3	1:59.917 (3)	89.12	0.445	15:17:22.054
4 -	37.332	118.9	42.754	133.4	39.386	121.1	1:59.472 (1)	89.46		15:19:21.526
5 -	37.358	117.7	42.767	134.2	39.501	121.7	1:59.626 (2)	89.34	0.154	15:21:21.152
6 -	37.515	118.1	42.850	134.2	39.687	122.2	2:00.052	89.02	0.580	15:23:21.204
7 -	37.665	118.1	43.366	131.3	39.686	120.6	2:00.717	88.53	1.245	15:25:21.921

P8		78 ProAm		Colin WHITE			CWS Motorsport			
IDEAL LAP TIME : 1:59.359		BEST LAP TIME : 1:59.516			DIFFERENCE : 0.157					
LAP	SECTOR 1	SECTOR 2		SECTOR 3		LAP TIME	MPH	DIFF	TIME OF DAY	
1 -		117.9	44.383	133.1	39.990	120.6	2:11.570	81.23	12.054	15:13:21.578
2 -	37.675	117.1	43.059	132.8	39.619	121.3	2:00.353	88.80	0.837	15:15:21.931
3 -	37.250	118.3	42.783	133.6	39.748	121.7	1:59.781 (3)	89.23	0.265	15:17:21.712
4 -	37.407	117.9	42.590	133.6	39.519	122.2	1:59.516 (1)	89.42		15:19:21.228
5 -	37.441	113.1	42.665	133.9	39.597	121.3	1:59.703 (2)	89.28	0.187	15:21:20.931
6 -	37.388	117.7	42.920	133.1	39.790	122.0	2:00.098	88.99	0.582	15:23:21.029
7 -	37.420	118.5	43.942	131.8	40.053	120.9	2:01.415	88.02	1.899	15:25:22.444

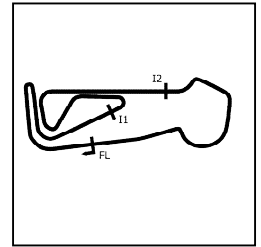
P9		31 Am		Dan MORRIS (G)			Triple M Motorsport			
IDEAL LAP TIME : 1:59.900		BEST LAP TIME : 2:00.009			DIFFERENCE : 0.109					
LAP	SECTOR 1	SECTOR 2		SECTOR 3		LAP TIME	MPH	DIFF	TIME OF DAY	
1 -		114.5	44.260	130.5	40.068	120.9	2:13.081	80.31	13.072	15:13:23.089
2 -	37.884	117.1	44.237	128.3	41.283	120.9	2:03.404	86.61	3.395	15:15:26.493
3 -	37.513	117.7	43.465	131.0	39.762	120.0	2:00.740	88.52	0.731	15:17:27.233
4 -	37.491	117.7	42.721	131.5	39.797	120.2	2:00.009 (1)	89.06		15:19:27.242
5 -	37.523	117.7	42.944	131.0	39.738	120.0	2:00.205 (2)	88.91	0.196	15:21:27.447
6 -	37.752	117.9	42.828	131.5	39.688	121.3	2:00.268 (3)	88.86	0.259	15:23:27.715
7 -	38.263	116.9	43.149	133.9	40.103	120.4	2:01.515	87.95	1.506	15:25:29.230

P10		47 ProAm		Simon TRAVES (G)			Assetto Motorsport			
IDEAL LAP TIME : 2:00.044		BEST LAP TIME : 2:00.440			DIFFERENCE : 0.396					
LAP	SECTOR 1	SECTOR 2		SECTOR 3		LAP TIME	MPH	DIFF	TIME OF DAY	
1 -		116.7	45.054	133.9	40.558	120.2	2:12.628	80.58	12.188	15:13:22.636
2 -	38.047	117.5	43.324	130.5	39.815	120.2	2:01.186	88.19	0.746	15:15:23.822
3 -	37.611	116.7	42.762	131.3	40.067	120.4	2:00.440 (1)	88.74		15:17:24.262
4 -	37.467	117.9	43.027	131.5	40.119	120.4	2:00.613 (2)	88.61	0.173	15:19:24.875
5 -	37.889	117.3	42.958	131.5	40.154	120.2	2:01.001 (3)	88.33	0.561	15:21:25.876
6 -	38.119	117.5	42.847	131.3	40.465	120.0	2:01.431	88.01	0.991	15:23:27.307
7 -	38.256	116.3	43.413	130.8	41.717	120.6	2:03.386	86.62	2.946	15:25:30.693

Weather / Track : Cloudy / Dry

2020 Millers Oils Ginetta GT4 SuperCup

ROUND 15 - SECTOR ANALYSIS



SECTOR 1 = FL to I1, SECTOR 2 = I1 to I2, SECTOR 3 = I2 to FL, DIFF = Difference To Personal Best Lap, P = Crossed Finish Line in Pit Lane, D = Time Disallowed

P11 40 Am		Nick HALSTEAD		Fox Motorsport						
IDEAL LAP TIME : 2:00.772		BEST LAP TIME : 2:01.090		DIFFERENCE : 0.318						
LAP	SECTOR 1	SECTOR 2	SECTOR 3	LAP TIME	MPH	DIFF	TIME OF DAY			
1 -		113.7	44.572	130.0	40.850	119.1	2:15.722	78.74	14.632	15:13:25.730
2 -	37.835	116.9	43.173	128.0	41.015	119.4	2:02.023	87.59	0.933	15:15:27.753
3 -	37.986	116.9	43.427	130.8	40.503	118.7	2:01.916	87.66	0.826	15:17:29.669
4 -	38.146	116.3	43.170	130.5	39.892	119.4	2:01.208 (3)	88.17	0.118	15:19:30.877
5 -	38.029	116.9	43.045	130.5	40.075	118.7	2:01.149 (2)	88.22	0.059	15:21:32.026
6 -	37.875	116.3	43.079	130.3	40.136	118.9	2:01.090 (1)	88.26		15:23:33.116
7 -	38.013	115.5	43.170	129.8	40.409	119.6	2:01.592	87.90	0.502	15:25:34.708

P12 11 ProAm		Chris SALKELD		Century Motorsport						
IDEAL LAP TIME : 1:58.802		BEST LAP TIME : 1:58.842		DIFFERENCE : 0.040						
LAP	SECTOR 1	SECTOR 2	SECTOR 3	LAP TIME	MPH	DIFF	TIME OF DAY			
1 -		107.8	44.214	130.5	40.051	119.8	2:28.376	72.03	29.534	15:13:38.384
2 -	37.305	117.1	42.712	131.5	39.286	120.0	1:59.303 (3)	89.58	0.461	15:15:37.687
3 -	37.250	117.3	42.681	131.0	39.232	119.8	1:59.163 (2)	89.69	0.321	15:17:36.850
4 -	37.138	117.7	42.514	131.0	39.190	120.9	1:58.842 (1)	89.93		15:19:35.692
5 -	37.415	117.1	42.763	131.3	39.150	120.4	1:59.328	89.56	0.486	15:21:35.020
6 -	37.429	117.5	42.757	132.3	39.525	121.3	1:59.711	89.28	0.869	15:23:34.731
7 -	37.446	117.3	42.720	131.8	40.117	121.3	2:00.283	88.85	1.441	15:25:35.014

P13 50 ProAm		Callum JENKINS (G)		Team HARD						
IDEAL LAP TIME : 1:59.953		BEST LAP TIME : 1:59.971		DIFFERENCE : 0.018						
LAP	SECTOR 1	SECTOR 2	SECTOR 3	LAP TIME	MPH	DIFF	TIME OF DAY			
1 -		114.9	45.355	131.5	40.414	119.6	2:14.291	79.58	14.320	15:13:24.299
2 -	38.180	117.3	43.072	132.6	40.493	119.6	2:01.745 (3)	87.79	1.774	15:15:26.044
3 -	37.715	116.5	47.299	130.8	40.442	119.6	2:05.456	85.19	5.485	15:17:31.500
4 -	37.949	117.1	43.255	131.3	41.060	117.7	2:02.264	87.41	2.293	15:19:33.764
5 -	37.821	117.7	42.912	130.8	39.874	120.0	2:00.607 (2)	88.61	0.636	15:21:34.371
6 -	37.443	117.5	42.930	131.3	39.598	120.2	1:59.971 (1)	89.08		15:23:34.342
7 -	39.526	116.5	43.577	131.3	39.888	120.4	2:02.991	86.90	3.020	15:25:37.333

P14 95 Am		Stewart LINES		Triple M Motorsport						
IDEAL LAP TIME : 2:01.690		BEST LAP TIME : 2:02.319		DIFFERENCE : 0.629						
LAP	SECTOR 1	SECTOR 2	SECTOR 3	LAP TIME	MPH	DIFF	TIME OF DAY			
1 -		113.5	44.631	133.1	41.022	120.0	2:15.017	79.16	12.698	15:13:25.025
2 -	37.992	117.1	45.325	118.1	41.644	118.1	2:04.961	85.53	2.642	15:15:29.986
3 -	38.524	115.9	43.716	132.8	40.272	120.4	2:02.512 (3)	87.24	0.193	15:17:32.498
4 -	38.094	116.5	43.637	132.8	40.646	119.6	2:02.377 (2)	87.33	0.058	15:19:34.875
5 -	38.129	112.9	43.985	132.6	40.666	120.0	2:02.780	87.05	0.461	15:21:37.655
6 -	37.967	116.9	43.451	132.3	40.901	120.6	2:02.319 (1)	87.37		15:23:39.974
7 -	38.321	116.3	43.705	132.1	41.654	110.9	2:03.680	86.41	1.361	15:25:43.654

P15 19 Am		Carl GARNETT		AK Motorsport						
IDEAL LAP TIME : 2:00.785		BEST LAP TIME : 2:01.406		DIFFERENCE : 0.621						
LAP	SECTOR 1	SECTOR 2	SECTOR 3	LAP TIME	MPH	DIFF	TIME OF DAY			
1 -		102.4	56.761	70.4	IN PIT		4:10.591 P	42.65	2:09.185	15:15:20.599
2 -	OUTLAP	109.6	46.211	131.5	41.636	120.2	2:14.892	79.23	13.486	15:17:35.491
3 -	39.848	117.1	43.799	132.1	40.370	121.3	2:04.017	86.18	2.611	15:19:39.508
4 -	37.922	117.3	43.361	131.8	40.130	120.4	2:01.413 (2)	88.03	0.007	15:21:40.921
5 -	37.844	116.5	43.399	131.5	40.163	120.9	2:01.406 (1)	88.03		15:23:42.327
6 -	37.855	116.5	42.811	132.1	40.860	108.4	2:01.526 (3)	87.94	0.120	15:25:43.853

Weather / Track : Cloudy / Dry

2020 Millers Oils Ginetta GT4 SuperCup

ROUND 15 - BEST SPEEDS

POS	INTERMEDIATE 1			INTERMEDIATE 2			FINISH LINE		
	NO	NAME	MPH	NO	NAME	MPH	NO	NAME	MPH
1	14	BURNS	118.9	54	SMALLEY	134.2	54	SMALLEY	122.4
2	27	EMSON	118.9	27	EMSON	134.2	27	EMSON	122.4
3	92	FALVEY	118.5	78	WHITE	133.9	78	WHITE	122.2
4	54	SMALLEY	118.5	31	MORRIS (G)	133.9	92	FALVEY	121.7
5	78	WHITE	118.5	47	TRAVES (G)	133.9	26	READE (G)	121.3
6	81	HIBBERT	118.3	14	BURNS	133.4	31	MORRIS (G)	121.3
7	26	READE (G)	118.3	92	FALVEY	133.4	11	SALKELD	121.3
8	99	MARSHALL-BIRKS	118.1	95	LINES	133.1	19	GARNETT	121.3
9	31	MORRIS (G)	117.9	99	MARSHALL-BIRKS	132.8	14	BURNS	121.1
10	47	TRAVES (G)	117.9	26	READE (G)	132.8	47	TRAVES (G)	120.6
11	11	SALKELD	117.7	50	JENKINS (G)	132.6	95	LINES	120.6
12	50	JENKINS (G)	117.7	81	HIBBERT	132.3	81	HIBBERT	120.4
13	19	GARNETT	117.3	11	SALKELD	132.3	99	MARSHALL-BIRKS	120.4
14	95	LINES	117.1	19	GARNETT	132.1	50	JENKINS (G)	120.4
15	40	HALSTEAD	116.9	40	HALSTEAD	130.8	40	HALSTEAD	119.6
16									

Weather / Track : Cloudy / Dry

Results can be found at www.tsl-timing.com

Snetterton 300
Circuit Length = 2.9689 miles
Start: 15:11 Flag 15:25 End: 15:25
Printed - 15:28 Saturday, 24 October 2020

2020 Millers Oils Ginetta GT4 SuperCup

ROUND 15 - BEST SECTORS

SECTOR 1			SECTOR 2			SECTOR 3			IDEAL / BEST COMPARISON						
POS	NO	NAME	TIME	NO	NAME	TIME	NO	NAME	TIME	POS	NO	NAME	IDEAL	BEST	DIFF
												PERFECT LAP	1:57.218		
1	81	HIBBERT	36.724	92	FALVEY	41.839	54	SMALLEY	38.655	1	14	BURNS	1:57.455	1:57.552	0.097
2	14	BURNS	36.725	81	HIBBERT	41.951	14	BURNS	38.742	2	54	SMALLEY	1:57.476	1:57.519	0.043
3	92	FALVEY	36.783	54	SMALLEY	41.971	92	FALVEY	38.891	3	92	FALVEY	1:57.513	1:57.650	0.137
4	54	SMALLEY	36.850	14	BURNS	41.988	99	MARSHALL-BIRKS	38.986	4	81	HIBBERT	1:57.756	1:57.877	0.121
5	99	MARSHALL-BIRKS	36.854	99	MARSHALL-BIRKS	42.284	81	HIBBERT	39.081	5	99	MARSHALL-BIRKS	1:58.124	1:58.181	0.057
6	11	SALKELD	37.138	11	SALKELD	42.514	11	SALKELD	39.150	6	11	SALKELD	1:58.802	1:58.842	0.040
7	26	READE (G)	37.197	26	READE (G)	42.519	27	EMSON	39.386	7	78	WHITE	1:59.359	1:59.516	0.157
8	78	WHITE	37.250	78	WHITE	42.590	78	WHITE	39.519	8	26	READE (G)	1:59.384	1:59.512	0.128
9	27	EMSON	37.332	31	MORRIS (G)	42.721	50	JENKINS (G)	39.598	9	27	EMSON	1:59.472	1:59.472	0.000
10	50	JENKINS (G)	37.443	27	EMSON	42.754	26	READE (G)	39.668	10	31	MORRIS (G)	1:59.900	2:00.009	0.109
11	47	TRAVES (G)	37.467	47	TRAVES (G)	42.762	31	MORRIS (G)	39.688	11	50	JENKINS (G)	1:59.953	1:59.971	0.018
12	31	MORRIS (G)	37.491	19	GARNETT	42.811	47	TRAVES (G)	39.815	12	47	TRAVES (G)	2:00.044	2:00.440	0.396
13	40	HALSTEAD	37.835	50	JENKINS (G)	42.912	40	HALSTEAD	39.892	13	40	HALSTEAD	2:00.772	2:01.090	0.318
14	19	GARNETT	37.844	40	HALSTEAD	43.045	19	GARNETT	40.130	14	19	GARNETT	2:00.785	2:01.406	0.621
15	95	LINES	37.967	95	LINES	43.451	95	LINES	40.272	15	95	LINES	2:01.690	2:02.319	0.629

Weather / Track : Cloudy / Dry

Results can be found at www.tsl-timing.com

Snetterton 300

Circuit Length = 2.9689 miles

Start: 15:11 Flag 15:25 End: 15:25

Printed - 15:28 Saturday, 24 October 2020

2020 Millers Oils Ginetta GT4 SuperCup

ROUND 15 - LAP CHART

LAP 1 @ 15:13:14.945			LAP 2 @ 15:15:13.051			LAP 3 @ 15:17:10.852			LAP 4 @ 15:19:08.531			LAP 5 @ 15:21:06.083		
NO	BEHIND	LAP TIME	NO	BEHIND	LAP TIME	NO	BEHIND	LAP TIME	NO	BEHIND	LAP TIME	NO	BEHIND	LAP TIME
14		2:04.937	14		1:58.106	14		1:57.801	14		1:57.679	14		1:57.552
92	0.890	2:05.827	92	0.884	1:58.100	92	0.974	1:57.891	92	1.021	1:57.726	92	1.148	1:57.679
54	1.388	2:06.325	54	1.269	1:57.987	54	1.376	1:57.908	54	1.422	1:57.725	54	1.653	1:57.783
81	2.878	2:07.815	81	3.074	1:58.302	81	3.505	1:58.232	81	3.830	1:58.004	81	4.360	1:58.082
99	3.551	2:08.488	99	4.045	1:58.600	99	4.439	1:58.195	99	4.941	1:58.181	99	6.079	1:58.690
26	6.154	2:11.091	19	1 Lap	4:10.591 P	26	10.588	2:00.076	26	12.423	1:59.514	26	14.383	1:59.512
78	6.633	2:11.570	26	8.313	2:00.265	78	10.860	1:59.781	78	12.697	1:59.516	78	14.848	1:59.703
27	7.029	2:11.966	78	8.880	2:00.353	27	11.202	1:59.917	27	12.995	1:59.472	27	15.069	1:59.626
47	7.691	2:12.628	27	9.086	2:00.163	47	13.410	2:00.440	47	16.344	2:00.613	47	19.793	2:01.001
31	8.144	2:13.081	47	10.771	2:01.186	31	16.381	2:00.740	31	18.711	2:00.009	31	21.364	2:00.205
50	9.354	2:14.291	50	12.993	2:01.745	40	18.817	2:01.916	40	22.346	2:01.208	40	25.943	2:01.149
95	10.080	2:15.017	31	13.442	2:03.404	50	20.648	2:05.456	50	25.233	2:02.264	50	28.288	2:00.607
40	10.785	2:15.722	40	14.702	2:02.023	95	21.646	2:02.512	95	26.344	2:02.377	11	28.937	1:59.328
11	23.439	2:28.376	95	16.935	2:04.961	19	1 Lap	2:14.892	11	27.161	1:58.842	95	31.572	2:02.780
			11	24.636	1:59.303	11	25.998	1:59.163	19	1 Lap	2:04.017	19	1 Lap	2:01.413

Weather / Track : Cloudy / Dry

2020 Millers Oils Ginetta GT4 SuperCup

ROUND 15 - LAP CHART

LAP 6 @ 15:23:03.859			LAP 7 @ 15:25:02.114		
NO	BEHIND	LAP TIME	NO	BEHIND	LAP TIME
14		1:57.776	14		1:58.255
92	1.022	1:57.650	92	0.875	1:58.108
54	1.396	1:57.519	54	1.198	1:58.057
81	4.461	1:57.877	81	4.862	1:58.656
99	7.393	1:59.090	99	8.470	1:59.332
26	16.466	1:59.859	26	18.934	2:00.723
78	17.170	2:00.098	27	19.807	2:00.717
27	17.345	2:00.052	78	20.330	2:01.415
47	23.448	2:01.431	31	27.116	2:01.515
31	23.856	2:00.268	47	28.579	2:03.386
40	29.257	2:01.090	40	32.594	2:01.592
50	30.483	1:59.971	11	32.900	2:00.283
11	30.872	1:59.711	50	35.219	2:02.991
95	36.115	2:02.319	95	41.540	2:03.680
19	1 Lap	2:01.406	19	1 Lap	2:01.526

Weather / Track : Cloudy / Dry

Results can be found at www.tsl-timing.com

Page 2 of 2

Snetterton 300
 Circuit Length = 2.9689 miles
 Start: 15:11 Flag 15:25 End: 15:25

Printed - 15:28 Saturday, 24 October 2020

2020 Millers Oils Ginetta GT4 SuperCup

ROUND 15 - POSITION CHART

No	Name	Lap							
		Pos	1	2	3	4	5	6	7
14	BURNS	1	14	14	14	14	14	14	14
57	BURTON	2	92	92	92	92	92	92	92
92	FALVEY	3	54	54	54	54	54	54	54
54	SMALLEY	4	81	81	81	81	81	81	81
81	HIBBERT	5	99	99	99	99	99	99	99
99	MARSHALL-BIRKS	6	26	26	26	26	26	26	26
26	READE (G)	7	78	78	78	78	78	78	27
27	EMSON	8	27	27	27	27	27	27	78
78	WHITE	9	47	47	47	47	47	47	31
11	SALKELD	10	31	50	31	31	31	31	47
47	TRAVES (G)	11	50	31	40	40	40	40	40
50	JENKINS (G)	12	95	40	50	50	50	50	11
31	MORRIS (G)	13	40	95	95	95	11	11	50
19	GARNETT	14	11	11	11	11	95	95	95
95	LINES	15	19	19	19	19	19	19	
40	HALSTEAD	16							

Weather / Track : Cloudy / Dry

Results can be found at www.tsl-timing.com

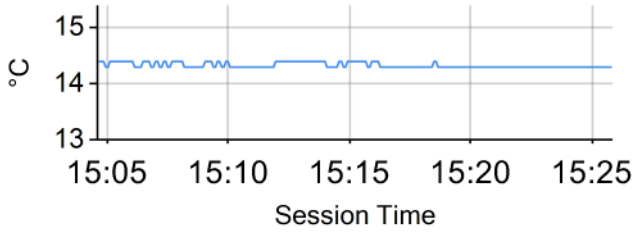
Snetterton 300
 Circuit Length = 2.9689 miles
 Start: 15:11 Flag 15:25 End: 15:25

Printed - 15:28 Saturday, 24 October 2020

2020 Millers Oils Ginetta GT4 SuperCup
ROUND 15 - WEATHER CONDITIONS

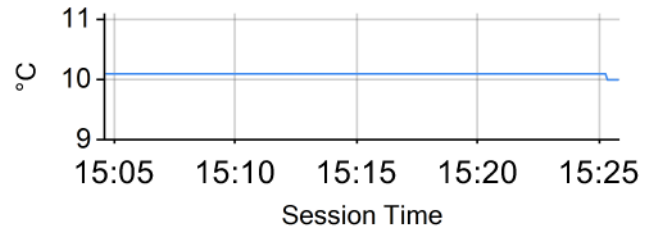
Air Temperature

Min: 14.3°C Max: 14.4°C



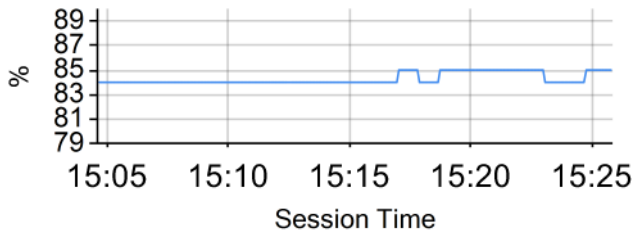
Track Temperature

Min: 10°C Max: 10.1°C



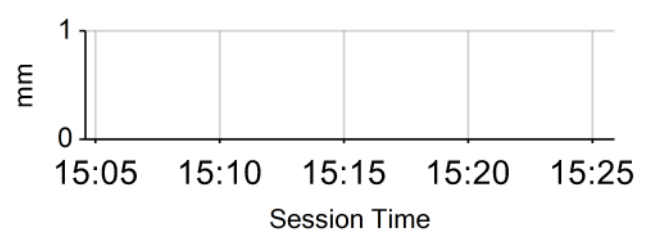
Humidity

Min: 84% Max: 85%



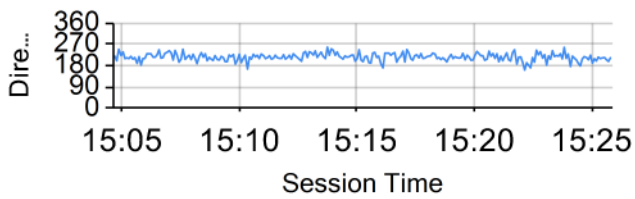
Daily Rainfall

Min: 0mm Max: 0mm



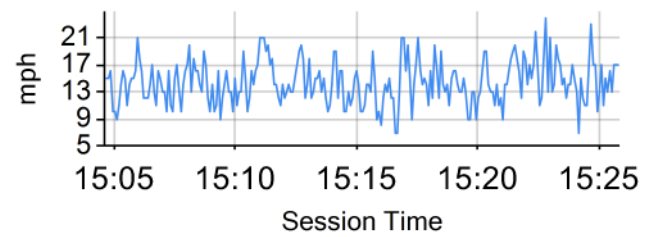
Wind Direction

North = 0/360, East = 90, South = 180, West = 270



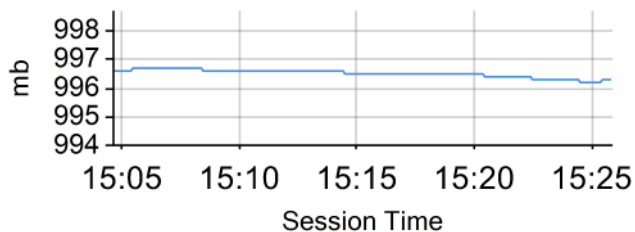
Wind Speed

Min: 6.9mph Max: 23.9mph



Barometric Pressure

Min: 996.2mb Max: 996.7mb



Weather / Track : Cloudy / Dry

Results can be found at www.tsl-timing.com

Snetterton 300
Circuit Length = 2.9689 miles
Start: 15:11 Flag 15:25 End: 15:25

Printed - 15:29 Saturday, 24 October 2020

2020 Millers Oils Ginetta GT4 SuperCup

ROUND 15 - STATISTICS

Competitors Started 16
Planned Start 2020-10-24 @ 15:05:00.000
Actual Start 2020-10-24 @ 15:11:10.007
Finish Time 2020-10-24 @ 15:25:01.490
Track Length 2.9689mi.
Total Laps 104
Total Distance Covered 308.7668mi.

Session Fastest Lap History

NO	CL	NAME	LAP TIME	TIME OF DAY	LAP	VEHICLE
14	Pro	Will BURNS	2:04.937	15:13:14.955	1	Rob Boston Racing
14	Pro	Will BURNS	1:58.106	15:15:13.058	2	Rob Boston Racing
92	Pro	Jamie FALVEY	1:58.100	15:15:13.950	2	Motion Capital Racing
54	Pro	Adam SMALLEY	1:57.987	15:15:14.334	2	Elite Motorsport
14	Pro	Will BURNS	1:57.801	15:17:10.862	3	Rob Boston Racing
14	Pro	Will BURNS	1:57.679	15:19:08.541	4	Rob Boston Racing
14	Pro	Will BURNS	1:57.552	15:21:06.093	5	Rob Boston Racing
54	Pro	Adam SMALLEY	1:57.519	15:23:05.269	6	Elite Motorsport

Session Leader History

NO	CL	NAME	FROM LAP	LAPS LED	DISTANCE	VEHICLE
14	Pro	Will BURNS	1	7	20.78 miles	Rob Boston Racing

Flag History

TYPE	TIME OF DAY
GREEN	15:11:10.007
FINISH	15:25:01.490

Flag Statistics

TYPE	COUNT	TOTAL LAPS	TOTAL TIME
Green	1	7	14:39.273
Red	0	0	0.000
Safety Car	0	0	0.000
FCY	0	0	0.000

Weather / Track : Cloudy / Dry

2020 Millers Oils Ginetta GT4 SuperCup

ROUND 15 - STATISTICS

CLASS : Pro

7 Starters

Fastest Lap History

NO	NAME	LAP TIME	TIME OF DAY	LAP	VEHICLE
14	Will BURNS	2:04.937	15:13:14.955	1	Rob Boston Racing
14	Will BURNS	1:58.106	15:15:13.058	2	Rob Boston Racing
92	Jamie FALVEY	1:58.100	15:15:13.950	2	Motion Capital Racing
54	Adam SMALLEY	1:57.987	15:15:14.334	2	Elite Motorsport
14	Will BURNS	1:57.801	15:17:10.862	3	Rob Boston Racing
14	Will BURNS	1:57.679	15:19:08.541	4	Rob Boston Racing
14	Will BURNS	1:57.552	15:21:06.093	5	Rob Boston Racing
54	Adam SMALLEY	1:57.519	15:23:05.269	6	Elite Motorsport

Leader History

NO	NAME	FROM LAP	LAPS LED	DISTANCE	VEHICLE
14	Will BURNS	1	7	20.78 miles	Rob Boston Racing

Weather / Track : Cloudy / Dry

Results can be found at www.tsl-timing.com

Page 2 of 4

Snetterton 300
Circuit Length = 2.9689 miles
Start: 15:11 Flag 15:25 End: 15:25

Printed - 15:29 Saturday, 24 October 2020

2020 Millers Oils Ginetta GT4 SuperCup

ROUND 15 - STATISTICS

CLASS : ProAm

5 Starters

Fastest Lap History

NO	NAME	LAP TIME	TIME OF DAY	LAP	VEHICLE
78	Colin WHITE	2:11.570	15:13:21.592	1	CWS Motorsport
78	Colin WHITE	2:00.353	15:15:21.944	2	CWS Motorsport
27	Tom EMSON	2:00.163	15:15:22.152	2	Elite Motorsport
11	Chris SALKELD	1:59.303	15:15:37.701	2	Century Motorsport
11	Chris SALKELD	1:59.163	15:17:36.865	3	Century Motorsport
11	Chris SALKELD	1:58.842	15:19:35.706	4	Century Motorsport

Leader History

NO	NAME	FROM LAP	LAPS LED	DISTANCE	VEHICLE
78	Colin WHITE	1	6	17.81 miles	CWS Motorsport
27	Tom EMSON	7	1	2.96 miles	Elite Motorsport

Weather / Track : Cloudy / Dry

Results can be found at www.tsl-timing.com

Page 3 of 4

Snetterton 300
Circuit Length = 2.9689 miles
Start: 15:11 Flag 15:25 End: 15:25
Printed - 15:29 Saturday, 24 October 2020

2020 Millers Oils Ginetta GT4 SuperCup

ROUND 15 - STATISTICS

CLASS : Am

4 Starters

Fastest Lap History

NO	NAME	LAP TIME	TIME OF DAY	LAP	VEHICLE
31	Dan MORRIS (G)	2:13.081	15:13:23.102	1	Triple M Motorsport
31	Dan MORRIS (G)	2:03.404	15:15:26.506	2	Triple M Motorsport
40	Nick HALSTEAD	2:02.023	15:15:27.765	2	Fox Motorsport
31	Dan MORRIS (G)	2:00.740	15:17:27.246	3	Triple M Motorsport
31	Dan MORRIS (G)	2:00.009	15:19:27.255	4	Triple M Motorsport

Leader History

NO	NAME	FROM LAP	LAPS LED	DISTANCE	VEHICLE
31	Dan MORRIS (G)	1	7	20.78 miles	Triple M Motorsport

2020 Millers Oils Ginetta GT4 SuperCup
ROUND 16 - GRID (30 minutes / 12 Laps)

ROW 8	15	95 Stewart LINES	16	19 Carl GARNETT
ROW 7	13	31 Dan MORRIS (G)	14	40 Nick HALSTEAD
ROW 6	11	11 Chris SALKELD	12	50 Callum JENKINS (G)
ROW 5	9	78 Colin WHITE	10	47 Simon TRAVES (G)
ROW 4	7	57 Gus BURTON	8	27 Tom EMSON
ROW 3	5	99 Joe MARSHALL-BIRKS	6	26 Luke READE (G)
ROW 2	3	54 Adam SMALLEY	4	81 Tom HIBBERT
ROW 1	1	14 Will BURNS	2	92 Jamie FALVEY
		Pole		

Snetterton 300
 Circuit Length = 2.9689 miles

These results are provisional until the conclusion of any judicial and technical matters.

Clerk Of Course :	Steward :	Timekeeper :

Results can be found at www.tsl-timing.com

Printed - 15:31 Saturday, 24 October 2020



2020 Millers Oils Ginetta GT4 SuperCup

ROUND 16 - CLASSIFICATION

POS	NO	CL	PIC NAME	NAT	ENTRY	LAPS	TIME	GAP	DIFF	MPH	BEST	ON
1	54	Pro	1 Adam SMALLEY	GBR	Elite Motorsport	12	26:31.933			80.56	2:11.298	4
2	14	Pro	2 Will BURNS	GBR	Rob Boston Racing	12	26:32.656	0.723	0.723	80.53	2:10.936	10
3	57	Pro	3 Gus BURTON	GBR	Century Motorsport	12	26:35.165	3.232	2.509	80.40	2:11.078	9
4	81	Pro	4 Tom HIBBERT	GBR	Triple M Motorsport	12	26:51.022	19.089	15.857	79.61	2:12.597	9
5	99	Pro	5 Joe MARSHALL-BIRKS	GBR	Rob Boston Racing	12	27:06.697	34.764	15.675	78.84	2:11.705	7
6	31	Am	1 Dan MORRIS (G)	GBR	Triple M Motorsport	12	27:09.331	37.398	2.634	78.71	2:13.521	7
7	11	ProAm	1 Chris SALKELD	GBR	Century Motorsport	12	27:13.238	41.305	3.907	78.52	2:13.599	6
8	26	Pro	6 Luke READE (G)	GBR	Graves Motorsport	12	27:15.815	43.882	2.577	78.40	2:13.726	11
9	78	ProAm	2 Colin WHITE	GBR	CWS Motorsport	12	27:35.047	1:03.114	19.232	77.49	2:14.718	6
10	19	Am	2 Carl GARNETT	GBR	AK Motorsport	12	27:37.986	1:06.053	2.939	77.35	2:15.408	6
11	50	ProAm	3 Callum JENKINS (G)	GBR	Team HARD	12	27:51.771	1:19.838	13.785	76.71	2:16.067	7
12	95	Am	3 Stewart LINES	GBR	Triple M Motorsport	12	28:01.901	1:29.968	10.130	76.25	2:15.674	6
13	40	Am	4 Nick HALSTEAD	GBR	Fox Motorsport	12	28:37.623	2:05.690	35.722	74.67	2:16.398	9

NOT CLASSIFIED

DNF	27	ProAm	Tom EMSON	GBR	Elite Motorsport	8	17:58.766	4 Laps	4 Laps	79.26	2:12.601	8
NC	47	ProAm	Simon TRAVES (G)	GBR	Assetto Motorsport	8	28:07.659	4 Laps	10:08.893	50.66	2:15.294	7
DNF	92	Pro	Jamie FALVEY	GBR	Motion Capital Racing	0						

FASTEST LAP

14	Pro	Will BURNS	GBR	Rob Boston Racing	10	2:10.936	81.62 mph	131.36 kph
27	ProAm	Tom EMSON	GBR	Elite Motorsport	8	2:12.601	80.60 mph	129.71 kph
31	Am	Dan MORRIS (G)	GBR	Triple M Motorsport	7	2:13.521	80.04 mph	128.82 kph

Weather / Track : Cloudy / Dry

These results are provisional until the conclusion of any judicial and technical matters.

Snetterton 300

Circuit Length = 2.9689 miles

Start: 09:07 Flag 09:33 End: 09:35

Clerk Of Course :	Steward :	Timekeeper :
-------------------	-----------	--------------

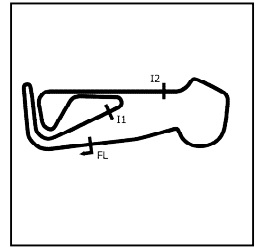
Results can be found at www.tsl-timing.com

Printed - 09:36 Sunday, 25 October 2020



2020 Millers Oils Ginetta GT4 SuperCup

ROUND 16 - SECTOR ANALYSIS



SECTOR 1 = FL to I1, SECTOR 2 = I1 to I2, SECTOR 3 = I2 to FL, DIFF = Difference To Personal Best Lap, P = Crossed Finish Line in Pit Lane, D = Time Disallowed

P1		54 Pro		Adam SMALLEY		Elite Motorsport				
IDEAL LAP TIME : 2:11.199		BEST LAP TIME : 2:11.298		DIFFERENCE : 0.099						
LAP	SECTOR 1	SECTOR 2	SECTOR 3	LAP TIME	MPH	DIFF	TIME OF DAY			
1 -		111.4	46.985	130.3	44.507	120.4	2:19.740	76.48	8.442	09:09:25.281
2 -	41.799	112.0	47.462	130.0	44.820	118.7	2:14.081	79.71	2.783	09:11:39.362
3 -	41.237	113.7	47.001	129.5	43.884	118.7	2:12.122	80.89	0.824	09:13:51.484
4 -	40.872	113.9	46.671	130.3	43.755	118.9	2:11.298 (1)	81.40		09:16:02.782
5 -	40.971	113.9	46.675	130.5	43.912	118.9	2:11.558	81.24	0.260	09:18:14.340
6 -	40.985	113.7	46.740	130.5	43.971	118.5	2:11.696	81.15	0.398	09:20:26.036
7 -	41.093	113.7	46.728	130.8	43.656	118.5	2:11.477 (2)	81.29	0.179	09:22:37.513
8 -	40.877	114.3	46.868	130.8	43.790	118.9	2:11.535 (3)	81.25	0.237	09:24:49.048
9 -	41.111	114.1	46.777	131.0	44.120	118.7	2:12.008	80.96	0.710	09:27:01.056
10 -	41.022	114.1	46.961	131.0	43.875	118.5	2:11.858	81.05	0.560	09:29:12.914
11 -	41.344	114.1	46.973	131.0	43.938	118.5	2:12.255	80.81	0.957	09:31:25.169
12 -	41.095	114.3	47.147	130.5	44.063	118.5	2:12.305	80.78	1.007	09:33:37.474

P2		14 Pro		Will BURNS		Rob Boston Racing				
IDEAL LAP TIME : 2:10.836		BEST LAP TIME : 2:10.936		DIFFERENCE : 0.100						
LAP	SECTOR 1	SECTOR 2	SECTOR 3	LAP TIME	MPH	DIFF	TIME OF DAY			
1 -		112.9	47.109	129.3	44.797	119.6	2:19.508	76.61	8.572	09:09:25.049
2 -	41.626	110.3	47.621	130.5	45.580	120.0	2:14.827	79.27	3.891	09:11:39.876
3 -	41.652	112.5	47.148	128.8	44.441	120.2	2:13.241	80.21	2.305	09:13:53.117
4 -	41.185	112.4	47.189	130.5	43.959	120.0	2:12.333	80.76	1.397	09:16:05.450
5 -	40.986	112.9	48.049	131.0	44.257	120.0	2:13.292	80.18	2.356	09:18:18.742
6 -	40.594	113.9	46.897	131.3	43.935	120.2	2:11.426	81.32	0.490	09:20:30.168
7 -	40.879	113.9	46.725	131.3	44.006	119.8	2:11.610	81.21	0.674	09:22:41.778
8 -	40.845	112.4	46.603	131.5	44.159	119.8	2:11.607	81.21	0.671	09:24:53.385
9 -	40.808	113.5	46.692	131.5	43.690	119.4	2:11.190 (2)	81.47	0.254	09:27:04.575
10 -	40.581	112.9	46.703	131.8	43.652	120.2	2:10.936 (1)	81.62		09:29:15.511
11 -	40.682	114.5	46.782	131.8	43.844	120.2	2:11.308 (3)	81.39	0.372	09:31:26.819
12 -	40.817	113.1	46.604	132.1	43.957	120.2	2:11.378	81.35	0.442	09:33:38.197

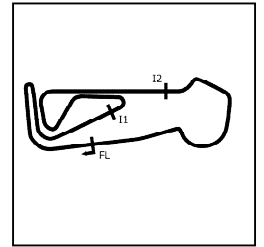
P3		57 Pro		Gus BURTON		Century Motorsport				
IDEAL LAP TIME : 2:11.059		BEST LAP TIME : 2:11.078		DIFFERENCE : 0.019						
LAP	SECTOR 1	SECTOR 2	SECTOR 3	LAP TIME	MPH	DIFF	TIME OF DAY			
1 -		105.0	48.493	131.0	45.140	120.2	2:24.559	73.93	13.481	09:09:30.100
2 -	42.124	109.8	47.429	130.3	44.416	119.1	2:13.969	79.78	2.891	09:11:44.069
3 -	40.994	112.7	47.015	130.0	44.122	118.5	2:12.131	80.89	1.053	09:13:56.200
4 -	40.994	110.9	46.973	130.3	44.062	118.7	2:12.029	80.95	0.951	09:16:08.229
5 -	41.083	113.3	46.877	130.5	44.145	118.7	2:12.105	80.90	1.027	09:18:20.334
6 -	40.800	113.7	47.083	131.0	44.007	119.1	2:11.890	81.03	0.812	09:20:32.224
7 -	40.811	112.7	46.870	130.5	44.007	118.7	2:11.688	81.16	0.610	09:22:43.912
8 -	40.710	114.5	46.746	131.0	43.755	118.9	2:11.211 (2)	81.45	0.133	09:24:55.123
9 -	40.721	114.3	46.632	131.5	43.725	119.1	2:11.078 (1)	81.53		09:27:06.201
10 -	40.922	113.7	46.683	131.5	43.717	118.9	2:11.322 (3)	81.38	0.244	09:29:17.523
11 -	40.892	113.7	46.737	131.0	43.741	118.7	2:11.370	81.35	0.292	09:31:28.893
12 -	41.003	114.5	46.915	131.0	43.895	118.3	2:11.813	81.08	0.735	09:33:40.706

Weather / Track : Cloudy / Dry

Snetterton 300
Circuit Length = 2.9689 miles
Start: 09:07 Flag 09:33 End: 09:35

2020 Millers Oils Ginetta GT4 SuperCup

ROUND 16 - SECTOR ANALYSIS



SECTOR 1 = FL to I1, SECTOR 2 = I1 to I2, SECTOR 3 = I2 to FL, DIFF = Difference To Personal Best Lap, P = Crossed Finish Line in Pit Lane, D = Time Disallowed

P4		81 Pro		Tom HIBBERT		Triple M Motorsport				
IDEAL LAP TIME : 2:12.263		BEST LAP TIME : 2:12.597		DIFFERENCE : 0.334						
LAP	SECTOR 1		SECTOR 2		SECTOR 3		LAP TIME	MPH	DIFF	TIME OF DAY
1 -		102.9	48.098	128.8	45.483	118.5	2:23.207	74.63	10.610	09:09:28.748
2 -	41.733	108.7	47.888	126.3	45.272	118.7	2:14.893	79.23	2.296	09:11:43.641
3 -	41.995	111.6	47.597	128.8	44.909	118.9	2:14.501	79.46	1.904	09:13:58.142
4 -	41.401	112.5	47.074	130.3	44.744	118.9	2:13.219	80.22	0.622	09:16:11.361
5 -	41.199	111.4	47.241	129.8	44.626	118.9	2:13.066	80.32	0.469	09:18:24.427
6 -	41.165	112.7	47.067	130.3	44.369	118.7	2:12.601 (2)	80.60	0.004	09:20:37.028
7 -	40.920	111.2	47.082	130.0	44.653	118.5	2:12.655 (3)	80.57	0.058	09:22:49.683
8 -	41.562	110.9	47.148	130.3	44.291	118.5	2:13.001	80.36	0.404	09:25:02.684
9 -	41.148	113.1	47.052	130.3	44.397	118.7	2:12.597 (1)	80.60		09:27:15.281
10 -	41.658	112.7	47.135	130.0	45.116	118.3	2:13.909	79.81	1.312	09:29:29.190
11 -	42.111	112.2	47.240	129.8	45.016	118.1	2:14.367	79.54	1.770	09:31:43.557
12 -	41.489	113.1	47.099	130.0	44.418	118.1	2:13.006	80.35	0.409	09:33:56.563

P5		99 Pro		Joe MARSHALL-BIRKS		Rob Boston Racing				
IDEAL LAP TIME : 2:11.630		BEST LAP TIME : 2:11.705		DIFFERENCE : 0.075						
LAP	SECTOR 1		SECTOR 2		SECTOR 3		LAP TIME	MPH	DIFF	TIME OF DAY
1 -		102.4	48.873	128.8	45.089	119.6	2:24.278	74.07	12.573	09:09:29.819
2 -	42.462	107.3	48.403	129.5	44.742	119.4	2:15.607	78.81	3.902	09:11:45.426
3 -	41.536	112.4	47.254	130.0	44.528	119.4	2:13.318	80.16	1.613	09:13:58.744
4 -	41.539	111.8	47.746	130.5	44.728	119.1	2:14.013	79.75	2.308	09:16:12.757
5 -	41.342	108.7	47.555	130.3	44.308	119.6	2:13.205	80.23	1.500	09:18:25.962
6 -	41.562	111.1	47.067	130.8	44.055	119.6	2:12.684 (3)	80.55	0.979	09:20:38.646
7 -	40.695	110.5	46.880	131.3	44.130	119.4	2:11.705 (1)	81.15		09:22:50.351
8 -	41.391	109.6	47.089	130.0	44.311	119.8	2:12.791	80.48	1.086	09:25:03.142
9 -	41.340	112.5	46.964	130.8	44.345	119.8	2:12.649 (2)	80.57	0.944	09:27:15.791
10 -	41.423	111.6	46.973	132.6	45.129	119.8	2:13.525	80.04	1.820	09:29:29.316
11 -	57.695	108.5	47.638	130.3	44.325	118.3	2:29.658	71.41	17.953	09:31:58.974
12 -	41.597	112.4	47.247	130.3	44.420	116.1	2:13.264	80.20	1.559	09:34:12.238

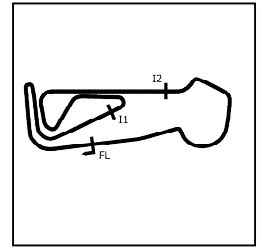
P6		31 Am		Dan MORRIS (G)		Triple M Motorsport				
IDEAL LAP TIME : 2:13.322		BEST LAP TIME : 2:13.521		DIFFERENCE : 0.199						
LAP	SECTOR 1		SECTOR 2		SECTOR 3		LAP TIME	MPH	DIFF	TIME OF DAY
1 -		106.3	50.132	119.8	45.622	119.8	2:27.300	72.55	13.779	09:09:32.841
2 -	42.577	104.5	49.107	128.3	45.359	118.1	2:17.043	77.99	3.522	09:11:49.884
3 -	42.288	111.6	48.544	128.8	44.806	118.9	2:15.638	78.79	2.117	09:14:05.522
4 -	41.821	111.4	48.114	128.8	44.508	118.9	2:14.443	79.49	0.922	09:16:19.965
5 -	41.881	108.2	48.162	129.0	44.338	119.1	2:14.381	79.53	0.860	09:18:34.346
6 -	42.352	111.2	47.941	129.5	44.119	119.1	2:14.412	79.51	0.891	09:20:48.758
7 -	41.600	113.1	47.603	130.0	44.318	118.7	2:13.521 (1)	80.04		09:23:02.279
8 -	41.627	109.6	47.700	129.5	44.217	118.9	2:13.544 (2)	80.03	0.023	09:25:15.823
9 -	41.901	111.1	47.757	128.5	44.645	118.1	2:14.303	79.58	0.782	09:27:30.126
10 -	42.006	109.4	47.647	128.0	44.250	118.9	2:13.903 (3)	79.81	0.382	09:29:44.029
11 -	42.011	108.9	49.064	112.7	44.890	119.8	2:15.965	78.60	2.444	09:31:59.994
12 -	42.289	111.2	47.887	128.8	44.702	119.1	2:14.878	79.24	1.357	09:34:14.872

Weather / Track : Cloudy / Dry

Snetterton 300
Circuit Length = 2.9689 miles
Start: 09:07 Flag 09:33 End: 09:35

2020 Millers Oils Ginetta GT4 SuperCup

ROUND 16 - SECTOR ANALYSIS



SECTOR 1 = FL to I1, SECTOR 2 = I1 to I2, SECTOR 3 = I2 to FL, DIFF = Difference To Personal Best Lap, P = Crossed Finish Line in Pit Lane, D = Time Disallowed

P7		11 ProAm		Chris SALKELD		Century Motorsport				
IDEAL LAP TIME : 2:13.592		BEST LAP TIME : 2:13.599		DIFFERENCE : 0.007						
LAP	SECTOR 1		SECTOR 2		SECTOR 3		LAP TIME	MPH	DIFF	TIME OF DAY
1 -		97.3	49.378	118.7	45.869	119.1	2:28.572	71.93	14.973	09:09:34.113
2 -	42.756	105.0	48.893	128.5	45.107	119.1	2:16.756	78.15	3.157	09:11:50.869
3 -	42.720	109.1	48.194	128.3	44.987	118.9	2:15.901	78.64	2.302	09:14:06.770
4 -	42.227	109.6	47.918	129.3	45.088	118.9	2:15.233	79.03	1.634	09:16:22.003
5 -	41.667	112.0	48.170	129.5	44.662	119.1	2:14.499	79.46	0.900	09:18:36.502
6 -	41.479	113.1	47.661	129.8	44.459	118.5	2:13.599 (1)	80.00		09:20:50.101
7 -	41.807	112.2	47.935	129.5	44.522	119.4	2:14.264 (2)	79.60	0.665	09:23:04.365
8 -	42.051	111.4	47.654	129.5	44.897	119.1	2:14.602	79.40	1.003	09:25:18.967
9 -	41.943	111.6	47.857	129.8	44.668	118.7	2:14.468 (3)	79.48	0.869	09:27:33.435
10 -	42.293	110.0	47.840	129.3	45.030	118.9	2:15.163	79.07	1.564	09:29:48.598
11 -	42.286	110.9	47.855	129.5	44.828	119.1	2:14.969	79.18	1.370	09:32:03.567
12 -	41.869	108.2	47.853	130.0	45.490	118.5	2:15.212	79.04	1.613	09:34:18.779

P8		26 Pro		Luke READE (G)		Graves Motorsport				
IDEAL LAP TIME : 2:13.473		BEST LAP TIME : 2:13.726		DIFFERENCE : 0.253						
LAP	SECTOR 1		SECTOR 2		SECTOR 3		LAP TIME	MPH	DIFF	TIME OF DAY
1 -		99.2	50.086	124.2	45.659	120.0	2:25.856	73.27	12.130	09:09:31.397
2 -	42.023	108.9	54.657	114.1	46.187	120.2	2:22.867	74.81	9.141	09:11:54.264
3 -	42.071	103.7	48.385	130.3	45.142	119.8	2:15.598	78.82	1.872	09:14:09.862
4 -	41.666	103.0	48.156	123.5	46.048	120.6	2:15.870	78.66	2.144	09:16:25.732
5 -	41.747	106.0	48.049	124.5	45.411	119.4	2:15.207	79.04	1.481	09:18:40.939
6 -	41.969	107.8	48.046	130.8	44.813	120.0	2:14.828	79.27	1.102	09:20:55.767
7 -	41.944	108.4	47.960	129.8	45.809	119.1	2:15.713	78.75	1.987	09:23:11.480
8 -	41.500	112.2	47.840	130.0	45.152	119.4	2:14.492	79.47	0.766	09:25:25.972
9 -	41.274	112.4	47.559	130.8	45.040	118.5	2:13.873 (3)	79.83	0.147	09:27:39.845
10 -	41.483	114.1	47.395	131.3	44.895	118.9	2:13.773 (2)	79.89	0.047	09:29:53.618
11 -	41.265	112.5	47.548	130.8	44.913	118.9	2:13.726 (1)	79.92		09:32:07.344
12 -	41.522	113.9	47.416	131.3	45.074	119.1	2:14.012	79.75	0.286	09:34:21.356

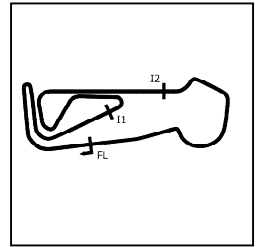
P9		78 ProAm		Colin WHITE		CWS Motorsport				
IDEAL LAP TIME : 2:14.604		BEST LAP TIME : 2:14.718		DIFFERENCE : 0.114						
LAP	SECTOR 1		SECTOR 2		SECTOR 3		LAP TIME	MPH	DIFF	TIME OF DAY
1 -		93.3	50.253	115.1	46.625	118.9	2:30.030	71.23	15.312	09:09:35.571
2 -	42.647	103.5	48.877	118.7	46.144	118.5	2:17.668	77.63	2.950	09:11:53.239
3 -	42.288	110.0	47.971	123.1	45.275	118.9	2:15.534 (3)	78.85	0.816	09:14:08.773
4 -	42.214	107.5	48.403	124.5	45.840	119.4	2:16.457	78.32	1.739	09:16:25.230
5 -	42.030	111.2	47.793	126.1	45.263	119.1	2:15.086 (2)	79.12	0.368	09:18:40.316
6 -	41.684	109.6	47.832	128.3	45.202	119.1	2:14.718 (1)	79.33		09:20:55.034
7 -	42.306	107.2	48.219	123.8	46.728	119.1	2:17.253	77.87	2.535	09:23:12.287
8 -	41.839	107.3	47.718	118.9	46.331	118.9	2:15.888	78.65	1.170	09:25:28.175
9 -	42.333	97.2	48.562	113.9	45.712	119.1	2:16.607	78.23	1.889	09:27:44.782
10 -	42.742	106.0	48.505	117.5	46.776	117.9	2:18.023	77.43	3.305	09:30:02.805
11 -	43.338	97.3	48.258	114.1	46.422	118.9	2:18.018	77.43	3.300	09:32:20.823
12 -	43.583	102.1	49.548	109.2	46.634	118.3	2:19.765	76.47	5.047	09:34:40.588

Weather / Track : Cloudy / Dry

Snetterton 300
Circuit Length = 2.9689 miles
Start: 09:07 Flag 09:33 End: 09:35

2020 Millers Oils Ginetta GT4 SuperCup

ROUND 16 - SECTOR ANALYSIS



SECTOR 1 = FL to I1, SECTOR 2 = I1 to I2, SECTOR 3 = I2 to FL, DIFF = Difference To Personal Best Lap, P = Crossed Finish Line in Pit Lane, D = Time Disallowed

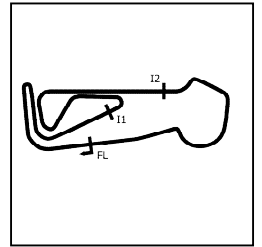
P10 19 Am Carl GARNETT		AK Motorsport								
IDEAL LAP TIME : 2:15.117		BEST LAP TIME : 2:15.408			DIFFERENCE : 0.291					
LAP	SECTOR 1		SECTOR 2		SECTOR 3		LAP TIME	MPH	DIFF	TIME OF DAY
1 -		93.3	50.315	120.4	46.423	120.2	2:32.201	70.22	16.793	09:09:37.742
2 -	43.107	104.2	49.236	120.4	45.794	119.1	2:18.137	77.37	2.729	09:11:55.879
3 -	42.845	100.9	48.830	123.8	45.634	118.7	2:17.309	77.83	1.901	09:14:13.188
4 -	42.343	108.5	48.512	124.9	45.622	118.5	2:16.477	78.31	1.069	09:16:29.665
5 -	41.976	105.8	48.396	126.6	45.118	119.6	2:15.490 (2)	78.88	0.082	09:18:45.155
6 -	41.948	107.7	48.384	128.0	45.076	118.9	2:15.408 (1)	78.93		09:21:00.563
7 -	42.367	107.3	48.281	129.0	45.300	119.1	2:15.948 (3)	78.61	0.540	09:23:16.511
8 -	42.489	110.9	48.093	128.0	45.622	120.4	2:16.204	78.47	0.796	09:25:32.715
9 -	42.390	108.9	48.671	124.9	45.946	119.8	2:17.007	78.01	1.599	09:27:49.722
10 -	46.223	108.5	48.182	127.0	45.395	118.7	2:19.800	76.45	4.392	09:30:09.522
11 -	42.492	110.9	48.435	122.4	46.041	119.4	2:16.968	78.03	1.560	09:32:26.490
12 -	42.550	106.3	48.638	126.1	45.849	118.9	2:17.037	77.99	1.629	09:34:43.527

P11 50 ProAm Callum JENKINS (G)		Team HARD								
IDEAL LAP TIME : 2:15.102		BEST LAP TIME : 2:16.067			DIFFERENCE : 0.965					
LAP	SECTOR 1		SECTOR 2		SECTOR 3		LAP TIME	MPH	DIFF	TIME OF DAY
1 -		95.4	50.221	117.5	46.757	119.1	2:31.337	70.62	15.270	09:09:36.878
2 -	43.632	107.8	1:00.693	127.0	45.705	117.9	2:30.030	71.23	13.963	09:12:06.908
3 -	43.782	110.9	49.614	127.5	46.000	117.7	2:19.396	76.67	3.329	09:14:26.304
4 -	43.291	110.0	49.154	128.3	46.034	118.7	2:18.479	77.18	2.412	09:16:44.783
5 -	43.018	112.0	48.764	129.5	45.178	118.5	2:16.960	78.03	0.893	09:19:01.743
6 -	42.936	110.9	48.701	129.8	45.537	118.5	2:17.174	77.91	1.107	09:21:18.917
7 -	42.575	111.8	48.346	129.5	45.146	118.7	2:16.067 (1)	78.55		09:23:34.984
8 -	42.839	111.4	48.410	130.3	44.838	118.1	2:16.087 (2)	78.53	0.020	09:25:51.071
9 -	42.382	100.3	48.913	130.5	45.096	118.5	2:16.391	78.36	0.324	09:28:07.462
10 -	44.051	111.6	48.065	130.3	44.655	117.9	2:16.771	78.14	0.704	09:30:24.233
11 -	43.068	112.2	48.459	130.3	45.178	118.5	2:16.705	78.18	0.638	09:32:40.938
12 -	43.001	112.0	48.354	130.8	45.019	118.7	2:16.374 (3)	78.37	0.307	09:34:57.312

P12 95 Am Stewart LINES		Triple M Motorsport								
IDEAL LAP TIME : 2:15.371		BEST LAP TIME : 2:15.674			DIFFERENCE : 0.303					
LAP	SECTOR 1		SECTOR 2		SECTOR 3		LAP TIME	MPH	DIFF	TIME OF DAY
1 -		96.9	49.988	111.4	46.677	119.8	2:30.723	70.91	15.049	09:09:36.264
2 -	43.330	102.4	49.084	111.2	46.434	119.6	2:18.848	76.97	3.174	09:11:55.112
3 -	42.780	102.7	48.588	127.3	45.403	119.1	2:16.771	78.14	1.097	09:14:11.883
4 -	42.152	110.1	48.239	127.5	45.607	119.1	2:15.998 (3)	78.58	0.324	09:16:27.881
5 -	42.637	107.8	48.437	128.8	45.315	119.4	2:16.389	78.36	0.715	09:18:44.270
6 -	42.224	106.1	48.149	126.1	45.301	119.6	2:15.674 (1)	78.77		09:20:59.944
7 -	42.550	108.9	47.918	127.8	45.331	119.4	2:15.799 (2)	78.70	0.125	09:23:15.743
8 -	42.616	111.6	48.284	129.3	45.753	119.6	2:16.653	78.21	0.979	09:25:32.396
9 -	42.233	105.3	48.771	119.8	45.830	119.4	2:16.834	78.10	1.160	09:27:49.230
10 -	1:03.233	98.9	48.740	122.2	46.275	118.3	2:38.248	67.54	22.574	09:30:27.478
11 -	44.174	98.1	49.540	117.7	46.677	118.7	2:20.391	76.13	4.717	09:32:47.869
12 -	43.616	101.2	49.518	122.2	46.439	118.5	2:19.573	76.57	3.899	09:35:07.442

2020 Millers Oils Ginetta GT4 SuperCup

ROUND 16 - SECTOR ANALYSIS



SECTOR 1 = FL to I1, SECTOR 2 = I1 to I2, SECTOR 3 = I2 to FL, DIFF = Difference To Personal Best Lap, P = Crossed Finish Line in Pit Lane, D = Time Disallowed

P13 40 Am		Nick HALSTEAD					Fox Motorsport				
IDEAL LAP TIME : 2:16.098		BEST LAP TIME : 2:16.398					DIFFERENCE : 0.300				
LAP	SECTOR 1		SECTOR 2		SECTOR 3		LAP TIME	MPH	DIFF	TIME OF DAY	
1 -		94.9	50.920	115.5	47.679	118.5	2:33.378	69.68	16.980	09:09:38.919	
2 -	43.352	108.7	1:06.635	123.1	46.592	117.5	2:36.579	68.25	20.181	09:12:15.498	
3 -	42.772	111.1	49.146	127.3	46.453	117.9	2:18.371	77.24	1.973	09:14:33.869	
4 -	42.683	111.6	49.046	126.6	46.418	117.5	2:18.147	77.36	1.749	09:16:52.016	
5 -	42.508	112.0	48.702	128.3	45.743	117.9	2:16.953 (2)	78.04	0.555	09:19:08.969	
6 -	42.157	112.4	48.607	128.3	46.359	117.7	2:17.123	77.94	0.725	09:21:26.092	
7 -	42.264	111.6	48.473	129.3	1:03.478	110.0	2:34.215	69.30	17.817	09:24:00.307	
8 -	43.552	110.3	48.693	128.8	46.031	117.7	2:18.276	77.29	1.878	09:26:18.583	
9 -	42.291	112.7	48.620	129.8	45.487	118.1	2:16.398 (1)	78.35		09:28:34.981	
10 -	42.458	109.4	48.454	127.3	46.102	117.9	2:17.014 (3)	78.00	0.616	09:30:51.995	
11 -	56.901	108.4	49.265	128.0	46.393	117.7	2:32.559	70.05	16.161	09:33:24.554	
12 -	42.801	111.2	48.606	124.5	47.203	117.3	2:18.610	77.10	2.212	09:35:43.164	

P14 27 ProAm		Tom EMSON					Elite Motorsport				
IDEAL LAP TIME : 2:12.255		BEST LAP TIME : 2:12.601					DIFFERENCE : 0.346				
LAP	SECTOR 1		SECTOR 2		SECTOR 3		LAP TIME	MPH	DIFF	TIME OF DAY	
1 -		101.8	50.619	127.0	45.001	120.2	2:26.328	73.04	13.727	09:09:31.869	
2 -	41.824	100.3	48.228	129.8	44.323	119.6	2:14.375	79.53	1.774	09:11:46.244	
3 -	41.527	108.9	47.218	131.0	44.299	119.6	2:13.044	80.33	0.443	09:13:59.288	
4 -	41.404	108.5	47.532	125.4	44.832	120.0	2:13.768	79.90	1.167	09:16:13.056	
5 -	41.473	102.6	47.310	130.0	44.417	118.7	2:13.200	80.24	0.599	09:18:26.256	
6 -	41.506	108.0	47.261	130.8	44.045	120.0	2:12.812 (3)	80.47	0.211	09:20:39.068	
7 -	41.640	108.7	47.184	131.0	43.814	118.9	2:12.638 (2)	80.58	0.037	09:22:51.706	
8 -	41.257	110.7	47.470	130.8	43.874	119.1	2:12.601 (1)	80.60		09:25:04.307	

P15 47 ProAm		Simon TRAVES (G)					Assetto Motorsport				
IDEAL LAP TIME : 2:15.134		BEST LAP TIME : 2:15.294					DIFFERENCE : 0.160				
LAP	SECTOR 1		SECTOR 2		SECTOR 3		LAP TIME	MPH	DIFF	TIME OF DAY	
1 -		103.2	50.283	116.3	47.306	117.7	2:12.885	14.58	9:57.591	09:19:18.426	
2 -	42.722	111.2	48.630	125.2	46.235	118.1	2:17.587	77.68	2.293	09:21:36.013	
3 -	42.476	112.7	49.210	121.7	46.397	117.5	2:18.083	77.40	2.789	09:23:54.096	
4 -	42.399	111.4	48.416	129.5	45.587	117.9	2:16.402	78.35	1.108	09:26:10.498	
5 -	42.181	112.2	48.486	129.3	45.297	118.1	2:15.964	78.60	0.670	09:28:26.462	
6 -	42.038	114.1	48.331	128.0	45.342	118.1	2:15.711 (2)	78.75	0.417	09:30:42.173	
7 -	42.091	113.9	47.924	130.0	45.279	118.1	2:15.294 (1)	78.99		09:32:57.467	
8 -	41.931	113.3	48.130	129.8	45.672	118.7	2:15.733 (3)	78.74	0.439	09:35:13.200	

2020 Millers Oils Ginetta GT4 SuperCup

ROUND 16 - BEST SPEEDS

POS	INTERMEDIATE 1			INTERMEDIATE 2			FINISH LINE		
	NO	NAME	MPH	NO	NAME	MPH	NO	NAME	MPH
1	14	BURNS	114.5	99	MARSHALL-BIRKS	132.6	26	READE (G)	120.6
2	57	BURTON	114.5	14	BURNS	132.1	54	SMALLEY	120.4
3	54	SMALLEY	114.3	57	BURTON	131.5	19	GARNETT	120.4
4	26	READE (G)	114.1	26	READE (G)	131.3	14	BURNS	120.2
5	47	TRAVES (G)	114.1	54	SMALLEY	131.0	57	BURTON	120.2
6	81	HIBBERT	113.1	27	EMSON	131.0	27	EMSON	120.2
7	31	MORRIS (G)	113.1	50	JENKINS (G)	130.8	99	MARSHALL-BIRKS	119.8
8	11	SALKELD	113.1	81	HIBBERT	130.3	31	MORRIS (G)	119.8
9	40	HALSTEAD	112.7	31	MORRIS (G)	130.0	95	LINES	119.8
10	99	MARSHALL-BIRKS	112.5	11	SALKELD	130.0	11	SALKELD	119.4
11	50	JENKINS (G)	112.2	47	TRAVES (G)	130.0	78	WHITE	119.4
12	95	LINES	111.6	40	HALSTEAD	129.8	50	JENKINS (G)	119.1
13	78	WHITE	111.2	95	LINES	129.3	81	HIBBERT	118.9
14	19	GARNETT	110.9	19	GARNETT	129.0	47	TRAVES (G)	118.7
15	27	EMSON	110.7	78	WHITE	128.3	40	HALSTEAD	118.5
16									

Weather / Track : Cloudy / Dry

Results can be found at www.tsl-timing.com

Snetterton 300
Circuit Length = 2.9689 miles
Start: 09:07 Flag 09:33 End: 09:35

Printed - 09:37 Sunday, 25 October 2020

2020 Millers Oils Ginetta GT4 SuperCup

ROUND 16 - BEST SECTORS

SECTOR 1			SECTOR 2			SECTOR 3			IDEAL / BEST COMPARISON						
POS	NO	NAME	TIME	NO	NAME	TIME	NO	NAME	TIME	POS	NO	NAME	IDEAL	BEST	DIFF
													PERFECT LAP	2:10.836	
1	14	BURNS	40.581	14	BURNS	46.603	14	BURNS	43.652	1	14	BURNS	2:10.836	2:10.936	0.100
2	99	MARSHALL-BIRKS	40.695	57	BURTON	46.632	54	SMALLEY	43.656	2	57	BURTON	2:11.059	2:11.078	0.019
3	57	BURTON	40.710	54	SMALLEY	46.671	57	BURTON	43.717	3	54	SMALLEY	2:11.199	2:11.298	0.099
4	54	SMALLEY	40.872	99	MARSHALL-BIRKS	46.880	27	EMSON	43.814	4	99	MARSHALL-BIRKS	2:11.630	2:11.705	0.075
5	81	HIBBERT	40.920	81	HIBBERT	47.052	99	MARSHALL-BIRKS	44.055	5	27	EMSON	2:12.255	2:12.601	0.346
6	27	EMSON	41.257	27	EMSON	47.184	31	MORRIS (G)	44.119	6	81	HIBBERT	2:12.263	2:12.597	0.334
7	26	READE (G)	41.265	26	READE (G)	47.395	81	HIBBERT	44.291	7	31	MORRIS (G)	2:13.322	2:13.521	0.199
8	11	SALKELD	41.479	31	MORRIS (G)	47.603	11	SALKELD	44.459	8	26	READE (G)	2:13.473	2:13.726	0.253
9	31	MORRIS (G)	41.600	11	SALKELD	47.654	50	JENKINS (G)	44.655	9	11	SALKELD	2:13.592	2:13.599	0.007
10	78	WHITE	41.684	78	WHITE	47.718	26	READE (G)	44.813	10	78	WHITE	2:14.604	2:14.718	0.114
11	47	TRAVES (G)	41.931	95	LINES	47.918	19	GARNETT	45.076	11	50	JENKINS (G)	2:15.102	2:16.067	0.965
12	19	GARNETT	41.948	47	TRAVES (G)	47.924	78	WHITE	45.202	12	19	GARNETT	2:15.117	2:15.408	0.291
13	95	LINES	42.152	50	JENKINS (G)	48.065	47	TRAVES (G)	45.279	13	47	TRAVES (G)	2:15.134	2:15.294	0.160
14	40	HALSTEAD	42.157	19	GARNETT	48.093	95	LINES	45.301	14	95	LINES	2:15.371	2:15.674	0.303
15	50	JENKINS (G)	42.382	40	HALSTEAD	48.454	40	HALSTEAD	45.487	15	40	HALSTEAD	2:16.098	2:16.398	0.300

16

Weather / Track : Cloudy / Dry

Results can be found at www.tsl-timing.com

Snetterton 300

Circuit Length = 2.9689 miles

Start: 09:07 Flag 09:33 End: 09:35

Printed - 09:37 Sunday, 25 October 2020

2020 Millers Oils Ginetta GT4 SuperCup

ROUND 16 - LAP CHART

LAP 1 @ 09:09:25.049			LAP 2 @ 09:11:39.362			LAP 3 @ 09:13:51.484			LAP 4 @ 09:16:02.782			LAP 5 @ 09:18:14.340		
NO	BEHIND	LAP TIME	NO	BEHIND	LAP TIME	NO	BEHIND	LAP TIME	NO	BEHIND	LAP TIME	NO	BEHIND	LAP TIME
14		2:19.508	54		2:14.081	54		2:12.122	54		2:11.298	54		2:11.558
54	0.232	2:19.740	14	0.514	2:14.827	14	1.633	2:13.241	14	2.668	2:12.333	14	4.402	2:13.292
81	3.699	2:23.207	81	4.279	2:14.893	57	4.716	2:12.131	57	5.447	2:12.029	57	5.994	2:12.105
99	4.770	2:24.278	57	4.707	2:13.969	81	6.658	2:14.501	81	8.579	2:13.219	81	10.087	2:13.066
57	5.051	2:24.559	99	6.064	2:15.607	99	7.260	2:13.318	99	9.975	2:14.013	99	11.622	2:13.205
26	6.348	2:25.856	27	6.882	2:14.375	27	7.804	2:13.044	27	10.274	2:13.768	27	11.916	2:13.200
27	6.820	2:26.328	31	10.522	2:17.043	31	14.038	2:15.638	31	17.183	2:14.443	31	20.006	2:14.381
31	7.792	2:27.300	11	11.507	2:16.756	11	15.286	2:15.901	11	19.221	2:15.233	11	22.162	2:14.499
11	9.064	2:28.572	78	13.877	2:17.668	78	17.289	2:15.534	78	22.448	2:16.457	78	25.976	2:15.086
78	10.522	2:30.030	26	14.902	2:22.867	26	18.378	2:15.598	26	22.950	2:15.870	26	26.599	2:15.207
95	11.215	2:30.723	95	15.750	2:18.848	95	20.399	2:16.771	95	25.099	2:15.998	95	29.930	2:16.389
50	11.829	2:31.337	19	16.517	2:18.137	19	21.704	2:17.309	19	26.883	2:16.477	19	30.815	2:15.490
19	12.693	2:32.201	50	27.546	2:30.030	50	34.820	2:19.396	50	42.001	2:18.479	50	47.403	2:16.960
40	13.870	2:33.378	40	36.136	2:36.579	40	42.385	2:18.371	40	49.234	2:18.147	40	54.629	2:16.953
												47	4 Laps	12:12.885

Weather / Track : Cloudy / Dry

2020 Millers Oils Ginetta GT4 SuperCup

ROUND 16 - LAP CHART

LAP 6 @ 09:20:26.036			LAP 7 @ 09:22:37.513			LAP 8 @ 09:24:49.048			LAP 9 @ 09:27:01.056			LAP 10 @ 09:29:12.914		
NO	BEHIND	LAP TIME	NO	BEHIND	LAP TIME	NO	BEHIND	LAP TIME	NO	BEHIND	LAP TIME	NO	BEHIND	LAP TIME
54		2:11.696	54		2:11.477	54		2:11.535	54		2:12.008	54		2:11.858
14	4.132	2:11.426	14	4.265	2:11.610	14	4.337	2:11.607	14	3.519	2:11.190	14	2.597	2:10.936
57	6.188	2:11.890	57	6.399	2:11.688	57	6.075	2:11.211	57	5.145	2:11.078	57	4.609	2:11.322
81	10.992	2:12.601	81	12.170	2:12.655	81	13.636	2:13.001	81	14.225	2:12.597	81	16.276	2:13.909
99	12.610	2:12.684	99	12.838	2:11.705	99	14.094	2:12.791	99	14.735	2:12.649	99	16.402	2:13.525
27	13.032	2:12.812	27	14.193	2:12.638	27	15.259	2:12.601	31	29.070	2:14.303	31	31.115	2:13.903
31	22.722	2:14.412	31	24.766	2:13.521	31	26.775	2:13.544	11	32.379	2:14.468	11	35.684	2:15.163
11	24.065	2:13.599	11	26.852	2:14.264	11	29.919	2:14.602	26	38.789	2:13.873	26	40.704	2:13.773
78	28.998	2:14.718	26	33.967	2:15.713	26	36.924	2:14.492	78	43.726	2:16.607	78	49.891	2:18.023
26	29.731	2:14.828	78	34.774	2:17.253	78	39.127	2:15.888	95	48.174	2:16.834	19	56.608	2:19.800
95	33.908	2:15.674	95	38.230	2:15.799	95	43.348	2:16.653	19	48.666	2:17.007	50	1:11.319	2:16.771
19	34.527	2:15.408	19	38.998	2:15.948	19	43.667	2:16.204	50	1:06.406	2:16.391	95	1:14.564	2:38.248
50	52.881	2:17.174	50	57.471	2:16.067	50	1:02.023	2:16.087	47	4 Laps	2:15.964	47	4 Laps	2:15.711
40	1:00.056	2:17.123	47	4 Laps	2:18.083	47	4 Laps	2:16.402	40	1:33.925	2:16.398	40	1:39.081	2:17.014
47	4 Laps	2:17.587	40	1:22.794	2:34.215	40	1:29.535	2:18.276						

Weather / Track : Cloudy / Dry

2020 Millers Oils Ginetta GT4 SuperCup

ROUND 16 - LAP CHART

LAP 11 @ 09:31:25.169			LAP 12 @ 09:33:37.474		
NO	BEHIND	LAP TIME	NO	BEHIND	LAP TIME
54		2:12.255	54		2:12.305
14	1.650	2:11.308	14	0.723	2:11.378
57	3.724	2:11.370	57	3.232	2:11.813
81	18.388	2:14.367	81	19.089	2:13.006
99	33.805	2:29.658	99	34.764	2:13.264
31	34.825	2:15.965	31	37.398	2:14.878
11	38.398	2:14.969	11	41.305	2:15.212
26	42.175	2:13.726	26	43.882	2:14.012
78	55.654	2:18.018	78	1:03.114	2:19.765
19	1:01.321	2:16.968	19	1:06.053	2:17.037
50	1:15.769	2:16.705	50	1:19.838	2:16.374
95	1:22.700	2:20.391	95	1:29.968	2:19.573
47	4 Laps	2:15.294	47	4 Laps	2:15.733
40	1:59.385	2:32.559	40	2:05.690	2:18.610

Weather / Track : Cloudy / Dry

Results can be found at www.tsl-timing.com

Page 3 of 3

Snetterton 300
 Circuit Length = 2.9689 miles
 Start: 09:07 Flag 09:33 End: 09:35

Printed - 09:37 Sunday, 25 October 2020

2020 Millers Oils Ginetta GT4 SuperCup

ROUND 16 - POSITION CHART

No	Name	Lap Pos	1	2	3	4	5	6	7	8	9	10	11	12
			14	BURNS	1	14	54	54	54	54	54	54	54	54
92	FALVEY	2	54	14	14	14	14	14	14	14	14	14	14	14
54	SMALLEY	3	81	81	57	57	57	57	57	57	57	57	57	57
81	HIBBERT	4	99	57	81	81	81	81	81	81	81	81	81	81
99	MARSHALL-BIRKS	5	57	99	99	99	99	99	99	99	99	99	99	99
26	READE (G)	6	26	27	27	27	27	27	27	27	31	31	31	31
57	BURTON	7	27	31	31	31	31	31	31	31	11	11	11	11
27	EMSON	8	31	11	11	11	11	11	11	11	26	26	26	26
78	WHITE	9	11	78	78	78	78	78	26	26	78	78	78	78
47	TRAVES (G)	10	78	26	26	26	26	26	78	78	95	19	19	19
11	SALKELD	11	95	95	95	95	95	95	95	95	19	50	50	50
50	JENKINS (G)	12	50	19	19	19	19	19	19	19	50	95	95	95
31	MORRIS (G)	13	19	50	50	50	50	50	50	50	40	40	40	40
40	HALSTEAD	14	40	40	40	40	40	40	40	40				
95	LINES	15	47	47	47	47	47	47	47	47				
19	GARNETT	16												

Weather / Track : Cloudy / Dry

Results can be found at www.tsl-timing.com

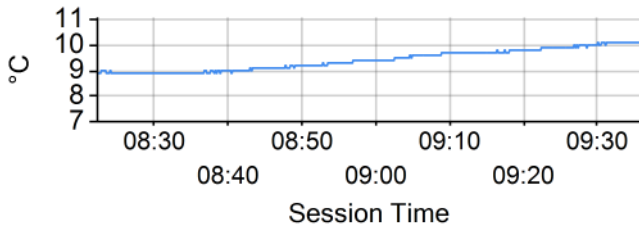
Snetterton 300
 Circuit Length = 2.9689 miles
 Start: 09:07 Flag 09:33 End: 09:35

Printed - 09:38 Sunday, 25 October 2020

2020 Millers Oils Ginetta GT4 SuperCup
ROUND 16 - WEATHER CONDITIONS

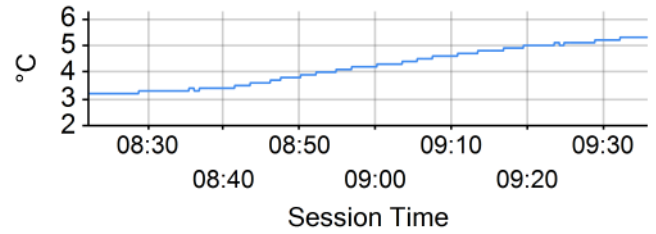
Air Temperature

Min: 8.9°C Max: 10.1°C



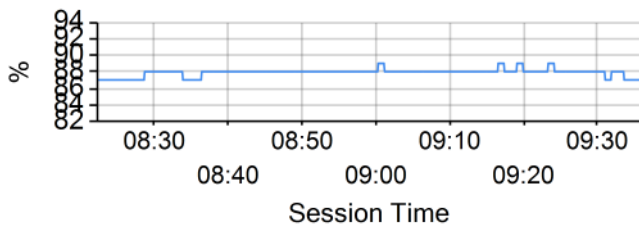
Track Temperature

Min: 3.2°C Max: 5.3°C



Humidity

Min: 87% Max: 89%



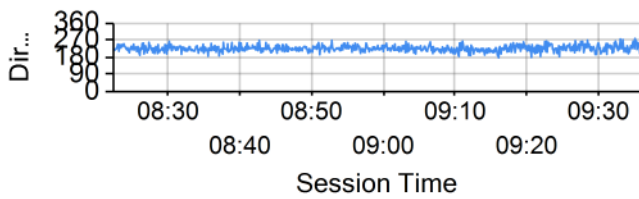
Daily Rainfall

Min: 0mm Max: 0mm



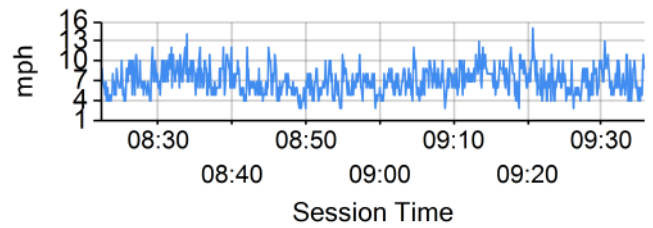
Wind Direction

North = 0/360, East = 90, South = 180, West = 270



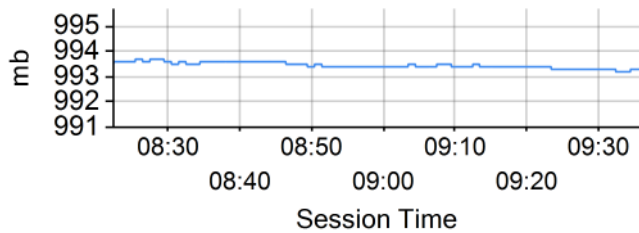
Wind Speed

Min: 2.9mph Max: 15mph



Barometric Pressure

Min: 993.2mb Max: 993.7mb



Weather / Track : Cloudy / Dry

Results can be found at www.tsl-timing.com

Snetterton 300
 Circuit Length = 2.9689 miles
 Start: 09:07 Flag 09:33 End: 09:35

Printed - 09:38 Sunday, 25 October 2020

2020 Millers Oils Ginetta GT4 SuperCup

ROUND 16 - STATISTICS

Competitors Started 16
Planned Start 2020-10-25 @ 09:05:00.000
Actual Start 2020-10-25 @ 09:07:05.540
Finish Time 2020-10-25 @ 09:33:36.813
Track Length 2.9689mi.
Total Laps 172
Total Distance Covered 510.6527mi.

Session Fastest Lap History

NO	CL	NAME	LAP TIME	TIME OF DAY	LAP	VEHICLE
14	Pro	Will BURNS	2:19.508	09:09:25.061	1	Rob Boston Racing
54	Pro	Adam SMALLEY	2:14.081	09:11:39.377	2	Elite Motorsport
57	Pro	Gus BURTON	2:13.969	09:11:44.083	2	Century Motorsport
54	Pro	Adam SMALLEY	2:12.122	09:13:51.499	3	Elite Motorsport
54	Pro	Adam SMALLEY	2:11.298	09:16:02.797	4	Elite Motorsport
57	Pro	Gus BURTON	2:11.211	09:24:55.137	8	Century Motorsport
14	Pro	Will BURNS	2:11.190	09:27:04.585	9	Rob Boston Racing
57	Pro	Gus BURTON	2:11.078	09:27:06.214	9	Century Motorsport
14	Pro	Will BURNS	2:10.936	09:29:15.521	10	Rob Boston Racing

Session Leader History

NO	CL	NAME	FROM LAP	LAPS LED	DISTANCE	VEHICLE
14	Pro	Will BURNS	1	1	2.96 miles	Rob Boston Racing
54	Pro	Adam SMALLEY	2	11	32.65 miles	Elite Motorsport

Flag History

TYPE	TIME OF DAY
GREEN	09:07:05.540
FINISH	09:33:36.813

Flag Statistics

TYPE	COUNT	TOTAL LAPS	TOTAL TIME
Green	1	12	28:41.729
Red	0	0	0.000
Safety Car	0	0	0.000
FCY	0	0	0.000

Weather / Track : Cloudy / Dry

2020 Millers Oils Ginetta GT4 SuperCup

ROUND 16 - STATISTICS

CLASS : Pro

7 Starters

Fastest Lap History

NO	NAME	LAP TIME	TIME OF DAY	LAP	VEHICLE
14	Will BURNS	2:19.508	09:09:25.061	1	Rob Boston Racing
54	Adam SMALLEY	2:14.081	09:11:39.377	2	Elite Motorsport
57	Gus BURTON	2:13.969	09:11:44.083	2	Century Motorsport
54	Adam SMALLEY	2:12.122	09:13:51.499	3	Elite Motorsport
54	Adam SMALLEY	2:11.298	09:16:02.797	4	Elite Motorsport
57	Gus BURTON	2:11.211	09:24:55.137	8	Century Motorsport
14	Will BURNS	2:11.190	09:27:04.585	9	Rob Boston Racing
57	Gus BURTON	2:11.078	09:27:06.214	9	Century Motorsport
14	Will BURNS	2:10.936	09:29:15.521	10	Rob Boston Racing

Leader History

NO	NAME	FROM LAP	LAPS LED	DISTANCE	VEHICLE
14	Will BURNS	1	1	2.96 miles	Rob Boston Racing
54	Adam SMALLEY	2	11	32.65 miles	Elite Motorsport

Weather / Track : Cloudy / Dry

Results can be found at www.tsl-timing.com

Page 2 of 4

Snetterton 300
Circuit Length = 2.9689 miles
Start: 09:07 Flag 09:33 End: 09:35

Printed - 09:38 Sunday, 25 October 2020

2020 Millers Oils Ginetta GT4 SuperCup

ROUND 16 - STATISTICS

CLASS : ProAm

5 Starters

Fastest Lap History

NO	NAME	LAP TIME	TIME OF DAY	LAP	VEHICLE
27	Tom EMSON	2:26.328	09:09:31.884	1	Elite Motorsport
27	Tom EMSON	2:14.375	09:11:46.258	2	Elite Motorsport
27	Tom EMSON	2:13.044	09:13:59.303	3	Elite Motorsport
27	Tom EMSON	2:12.812	09:20:39.083	6	Elite Motorsport
27	Tom EMSON	2:12.638	09:22:51.720	7	Elite Motorsport
27	Tom EMSON	2:12.601	09:25:04.322	8	Elite Motorsport

Leader History

NO	NAME	FROM LAP	LAPS LED	DISTANCE	VEHICLE
27	Tom EMSON	1	8	23.75 miles	Elite Motorsport
11	Chris SALKELD	9	4	11.87 miles	Century Motorsport

Weather / Track : Cloudy / Dry

Results can be found at www.tsl-timing.com

Page 3 of 4

Snetterton 300
Circuit Length = 2.9689 miles
Start: 09:07 Flag 09:33 End: 09:35

Printed - 09:38 Sunday, 25 October 2020

2020 Millers Oils Ginetta GT4 SuperCup

ROUND 16 - STATISTICS

CLASS : Am

4 Starters

Fastest Lap History

NO	NAME	LAP TIME	TIME OF DAY	LAP	VEHICLE
31	Dan MORRIS (G)	2:27.300	09:09:32.854	1	Triple M Motorsport
31	Dan MORRIS (G)	2:17.043	09:11:49.898	2	Triple M Motorsport
31	Dan MORRIS (G)	2:15.638	09:14:05.535	3	Triple M Motorsport
31	Dan MORRIS (G)	2:14.443	09:16:19.978	4	Triple M Motorsport
31	Dan MORRIS (G)	2:14.381	09:18:34.360	5	Triple M Motorsport
31	Dan MORRIS (G)	2:13.521	09:23:02.292	7	Triple M Motorsport

Leader History

NO	NAME	FROM LAP	LAPS LED	DISTANCE	VEHICLE
31	Dan MORRIS (G)	1	12	35.62 miles	Triple M Motorsport

Weather / Track : Cloudy / Dry

Results can be found at www.tsl-timing.com

Page 4 of 4

Snetterton 300
Circuit Length = 2.9689 miles
Start: 09:07 Flag 09:33 End: 09:35

Printed - 09:38 Sunday, 25 October 2020

2020 Millers Oils Ginetta GT4 SuperCup
ROUND 17 - GRID (30 minutes / 12 Laps)

ROW 8	15	19 Carl GARNETT	16	31 Dan MORRIS (G)
ROW 7	13	40 Nick HALSTEAD	14	95 Stewart LINES
ROW 6	11	78 Colin WHITE	12	11 Chris SALKELD
ROW 5	9	27 Tom EMSON	10	50 Callum JENKINS (G)
ROW 4	7	92 Jamie FALVEY	8	47 Simon TRAVES (G)
ROW 3	5	14 Will BURNS	6	54 Adam SMALLEY
ROW 2	3	81 Tom HIBBERT	4	57 Gus BURTON
ROW 1	1	26 Luke READE (G)	2	99 Joe MARSHALL-BIRKS
Pole				

Snetterton 300
 Circuit Length = 2.9689 miles

These results are provisional until the conclusion of any judicial and technical matters.

Clerk Of Course :	Steward :	Timekeeper :
-------------------	-----------	--------------

Results can be found at www.tsl-timing.com

Printed - 10:08 Sunday, 25 October 2020



2020 Millers Oils Ginetta GT4 SuperCup

ROUND 17 - CLASSIFICATION

POS	NO	CL	PIC NAME	NAT	ENTRY	LAPS	TIME	GAP	DIFF	MPH	BEST	ON
1	57	Pro	1 Gus BURTON	GBR	Century Motorsport	13	26:54.078			86.08	1:57.779	12
2	92	Pro	2 Jamie FALVEY	GBR	Motion Capital Racing	13	26:56.590	2.512	2.512	85.94	1:58.117	5
3	81	Pro	3 Tom HIBBERT	GBR	Triple M Motorsport	13	26:58.074	3.996	1.484	85.87	1:58.127	5
4	54	Pro	4 Adam SMALLEY	GBR	Elite Motorsport	13	26:58.261	4.183	0.187	85.86	1:58.039	5
5	14	Pro	5 Will BURNS	GBR	Rob Boston Racing	13	27:05.276	11.198	7.015	85.49	1:58.227	9
6	26	Pro	6 Luke READE (G)	GBR	Graves Motorsport	13	27:07.128	13.050	1.852	85.39	1:58.885	3
7	27	ProAm	1 Tom EMSON	GBR	Elite Motorsport	13	27:07.294	13.216	0.166	85.38	1:59.316	10
8	99	Pro	7 Joe MARSHALL-BIRKS	GBR	Rob Boston Racing	13	27:07.714	13.636	0.420	85.36	1:59.389	9
9	78	ProAm	2 Colin WHITE	GBR	CWS Motorsport	13	27:10.259	16.181	2.545	85.22	1:59.522	11
10	11	ProAm	3 Chris SALKELD	GBR	Century Motorsport	13	27:12.164	18.086	1.905	85.12	2:00.061	12
11	31	Am	1 Dan MORRIS (G)	GBR	Triple M Motorsport	13	27:15.306	21.228	3.142	84.96	2:00.081	11
12	40	Am	2 Nick HALSTEAD	GBR	Fox Motorsport	13	27:21.474	27.396	6.168	84.64	2:01.213	5
13	95	Am	3 Stewart LINES	GBR	Triple M Motorsport	13	27:23.409	29.331	1.935	84.54	2:00.475	8
14	47	ProAm	4 Simon TRAVES (G)	GBR	Assetto Motorsport	13	27:27.210	33.132	3.801	84.35	2:00.596	8
15	19	Am	4 Carl GARNETT	GBR	AK Motorsport	13	27:28.107	34.029	0.897	84.30	2:00.794	8

NOT CLASSIFIED

DNF	50	ProAm	Callum JENKINS (G)	GBR	Team HARD	5	10:22.827	8 Laps	8 Laps	85.80	2:01.677	5
-----	----	-------	--------------------	-----	-----------	---	-----------	--------	--------	-------	----------	---

FASTEST LAP

57	Pro	Gus BURTON	GBR	Century Motorsport	12	1:57.779	90.74 mph	146.04 kph
27	ProAm	Tom EMSON	GBR	Elite Motorsport	10	1:59.316	89.57 mph	144.16 kph
31	Am	Dan MORRIS (G)	GBR	Triple M Motorsport	11	2:00.081	89.00 mph	143.24 kph

Weather / Track : Sunny / Dry

These results are provisional until the conclusion of any judicial and technical matters.

Snetterton 300

Circuit Length = 2.9689 miles

Start: 14:06 Flag 14:33 End: 14:33

Clerk Of Course :	Steward :	Timekeeper :
-------------------	-----------	--------------

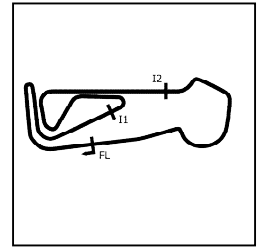
Results can be found at www.tsl-timing.com

Printed - 14:33 Sunday, 25 October 2020



2020 Millers Oils Ginetta GT4 SuperCup

ROUND 17 - SECTOR ANALYSIS



SECTOR 1 = FL to I1, SECTOR 2 = I1 to I2, SECTOR 3 = I2 to FL, DIFF = Difference To Personal Best Lap, P = Crossed Finish Line in Pit Lane, D = Time Disallowed

P1		57 Pro		Gus BURTON		Century Motorsport				
IDEAL LAP TIME : 1:57.512		BEST LAP TIME : 1:57.779		DIFFERENCE : 0.267						
LAP	SECTOR 1	SECTOR 2	SECTOR 3	LAP TIME	MPH	DIFF	TIME OF DAY			
1 -		117.5	44.187	135.2	39.481	121.5	2:08.568	83.13	10.789	14:08:17.871
2 -	37.225	117.5	42.492	133.4	38.973	119.4	1:58.690	90.05	0.911	14:10:16.561
3 -	37.010	117.9	42.061	133.6	38.854	119.4	1:57.925 (3)	90.63	0.146	14:12:14.486
4 -	37.039	117.9	41.958	134.4	38.908	120.6	1:57.905 (2)	90.64	0.126	14:14:12.391
5 -	37.140	117.9	42.145	133.9	38.759	121.3	1:58.044	90.54	0.265	14:16:10.435
6 -	37.141	118.5	42.132	134.7	46.573	82.4	2:05.846	84.92	8.067	14:18:16.281
7 -	58.493	83.8	59.139	85.8	59.339	121.5	2:56.971	60.39	59.192	14:21:13.252
8 -	37.136	117.7	42.433	135.0	39.458	121.3	1:59.027	89.79	1.248	14:23:12.279
9 -	37.252	117.7	42.285	134.2	39.606	118.3	1:59.143	89.70	1.364	14:25:11.422
10 -	37.022	116.5	42.092	132.6	38.830	119.6	1:57.944	90.61	0.165	14:27:09.366
11 -	36.935	117.9	42.357	132.1	38.738	119.6	1:58.030	90.55	0.251	14:29:07.396
12 -	36.841	117.7	42.225	132.1	38.713	119.6	1:57.779 (1)	90.74		14:31:05.175
13 -	36.889	117.5	42.361	132.6	38.956	119.1	1:58.206	90.41	0.427	14:33:03.381

P2		92 Pro		Jamie FALVEY		Motion Capital Racing				
IDEAL LAP TIME : 1:58.002		BEST LAP TIME : 1:58.117		DIFFERENCE : 0.115						
LAP	SECTOR 1	SECTOR 2	SECTOR 3	LAP TIME	MPH	DIFF	TIME OF DAY			
1 -		113.5	43.935	130.3	40.379	121.3	2:09.578	82.48	11.461	14:08:18.881
2 -	38.026	117.1	42.328	135.0	39.331	120.9	1:59.685	89.30	1.568	14:10:18.566
3 -	37.134	118.7	42.332	135.8	39.047	122.0	1:58.513	90.18	0.396	14:12:17.079
4 -	37.287	118.9	42.100	138.0	39.188	120.2	1:58.575	90.13	0.458	14:14:15.654
5 -	36.886	118.3	42.191	133.6	39.040	120.6	1:58.117 (1)	90.48		14:16:13.771
6 -	37.020	118.3	42.076	134.2	45.568	88.5	2:04.664	85.73	6.547	14:18:18.435
7 -	58.425	66.2	59.416	84.5	58.253	120.9	2:56.094	60.69	57.977	14:21:14.529
8 -	37.279	117.5	42.087	133.9	39.139	121.5	1:58.505	90.19	0.388	14:23:13.034
9 -	37.099	118.1	42.324	134.7	39.437	121.7	1:58.860	89.92	0.743	14:25:11.894
10 -	37.285	118.5	42.224	134.4	39.104	121.1	1:58.613	90.10	0.496	14:27:10.507
11 -	37.109	118.1	42.101	133.6	39.134	121.1	1:58.344 (2)	90.31	0.227	14:29:08.851
12 -	37.038	117.9	42.326	133.4	39.113	121.1	1:58.477 (3)	90.21	0.360	14:31:07.328
13 -	37.021	117.7	42.232	133.9	39.312	121.3	1:58.565	90.14	0.448	14:33:05.893

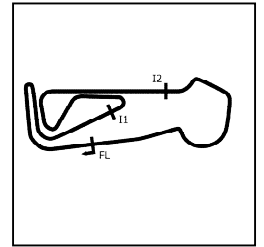
P3		81 Pro		Tom HIBBERT		Triple M Motorsport				
IDEAL LAP TIME : 1:58.106		BEST LAP TIME : 1:58.127		DIFFERENCE : 0.021						
LAP	SECTOR 1	SECTOR 2	SECTOR 3	LAP TIME	MPH	DIFF	TIME OF DAY			
1 -		117.1	42.904	133.4	39.835	119.4	2:06.231	84.67	8.104	14:08:15.534
2 -	37.238	117.9	42.552	133.1	39.447	119.4	1:59.237	89.63	1.110	14:10:14.771
3 -	37.038	118.1	42.450	133.4	39.233	119.1	1:58.721	90.02	0.594	14:12:13.492
4 -	37.089	118.5	42.296	133.1	39.176	119.6	1:58.561 (3)	90.14	0.434	14:14:12.053
5 -	36.969	118.1	42.033	133.1	39.125	120.0	1:58.127 (1)	90.47		14:16:10.180
6 -	36.998	118.7	42.163	133.4	46.064	73.2	2:05.225	85.35	7.098	14:18:15.405
7 -	58.444	80.1	58.724	91.4	1:00.308	120.2	2:57.476	60.22	59.349	14:21:12.881
8 -	37.164	117.5	42.574	132.8	39.424	120.4	1:59.162	89.69	1.035	14:23:12.043
9 -	37.124	117.5	42.291	132.6	40.663	119.6	2:00.078	89.00	1.951	14:25:12.121
10 -	37.624	118.1	42.359	133.6	39.264	120.0	1:59.247	89.62	1.120	14:27:11.368
11 -	36.948	118.3	42.096	132.8	39.331	120.4	1:58.375 (2)	90.29	0.248	14:29:09.743
12 -	37.054	118.5	42.328	132.6	39.245	120.6	1:58.627	90.09	0.500	14:31:08.370
13 -	36.991	118.3	42.348	133.6	39.668	121.5	1:59.007	89.81	0.880	14:33:07.377

Weather / Track : Sunny / Dry

Snetterton 300
Circuit Length = 2.9689 miles
Start: 14:06 Flag 14:33 End: 14:33

2020 Millers Oils Ginetta GT4 SuperCup

ROUND 17 - SECTOR ANALYSIS



SECTOR 1 = FL to I1, SECTOR 2 = I1 to I2, SECTOR 3 = I2 to FL, DIFF = Difference To Personal Best Lap, P = Crossed Finish Line in Pit Lane, D = Time Disallowed

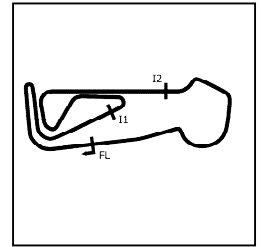
P4		54 Pro		Adam SMALLEY		Elite Motorsport				
IDEAL LAP TIME : 1:57.986		BEST LAP TIME : 1:58.039		DIFFERENCE : 0.053						
LAP	SECTOR 1	SECTOR 2	SECTOR 3	LAP TIME	MPH	DIFF	TIME OF DAY			
1 -		117.5	44.046	134.7	39.630	123.1	2:09.740	82.38	11.701	14:08:19.043
2 -	38.127	117.9	42.464	135.8	39.234	121.7	1:59.825	89.19	1.786	14:10:18.868
3 -	37.178	118.5	42.207	136.3	39.325	121.5	1:58.710	90.03	0.671	14:12:17.578
4 -	37.097	118.5	42.324	135.5	39.195	121.1	1:58.616	90.10	0.577	14:14:16.194
5 -	36.980	118.5	42.050	135.2	39.009	121.3	1:58.039 (1)	90.54		14:16:14.233
6 -	37.042	118.5	42.098	135.5	45.723	90.4	2:04.863	85.59	6.824	14:18:19.096
7 -	58.755	64.0	58.758	89.0	58.270	121.5	2:55.783	60.80	57.744	14:21:14.879
8 -	37.368	117.7	42.226	134.7	38.956	121.7	1:58.550	90.15	0.511	14:23:13.429
9 -	37.083	118.1	42.213	135.8	39.301	120.9	1:58.597	90.12	0.558	14:25:12.026
10 -	38.004	118.3	42.325	135.0	39.227	121.7	1:59.556	89.39	1.517	14:27:11.582
11 -	37.212	118.3	42.232	135.2	39.018	122.4	1:58.462 (2)	90.22	0.423	14:29:10.044
12 -	37.108	118.3	42.262	135.2	39.161	122.6	1:58.531 (3)	90.17	0.492	14:31:08.575
13 -	37.219	118.7	42.079	137.2	39.691	123.3	1:58.989	89.82	0.950	14:33:07.564

P5		14 Pro		Will BURNS		Rob Boston Racing				
IDEAL LAP TIME : 1:57.914		BEST LAP TIME : 1:58.227		DIFFERENCE : 0.313						
LAP	SECTOR 1	SECTOR 2	SECTOR 3	LAP TIME	MPH	DIFF	TIME OF DAY			
1 -		118.1	1:00.730	129.3	41.082	119.6	2:26.809	72.80	28.582	14:08:36.112
2 -	37.895	117.9	42.730	133.1	39.367	119.8	1:59.992	89.07	1.765	14:10:36.104
3 -	37.362	118.3	42.408	134.2	39.145	120.2	1:58.915	89.88	0.688	14:12:35.019
4 -	37.286	119.1	42.315	134.2	39.271	122.0	1:58.872 (3)	89.91	0.645	14:14:33.891
5 -	37.856	118.3	43.149	135.8	39.583	124.2	2:00.588	88.63	2.361	14:16:34.479
6 -	37.598	118.5	43.485	119.8	42.437	120.0	2:03.520	86.52	5.293	14:18:37.999
7 -	47.272	46.5	58.892	96.2	57.373	124.7	2:43.537	65.35	45.310	14:21:21.536
8 -	37.215	118.7	42.550	135.2	39.149	121.5	1:58.914	89.88	0.687	14:23:20.450
9 -	36.913	118.9	42.402	133.6	38.912	121.3	1:58.227 (1)	90.40		14:25:18.677
10 -	37.265	117.3	42.227	134.2	38.938	121.1	1:58.430 (2)	90.24	0.203	14:27:17.107
11 -	36.775	119.1	42.274	136.3	39.949	124.2	1:58.998	89.81	0.771	14:29:16.105
12 -	37.275	118.1	42.524	135.5	39.738	120.6	1:59.537	89.41	1.310	14:31:15.642
13 -	37.001	119.1	42.541	133.6	39.395	120.6	1:58.937	89.86	0.710	14:33:14.579

P6		26 Pro		Luke READE (G)		Graves Motorsport				
IDEAL LAP TIME : 1:58.758		BEST LAP TIME : 1:58.885		DIFFERENCE : 0.127						
LAP	SECTOR 1	SECTOR 2	SECTOR 3	LAP TIME	MPH	DIFF	TIME OF DAY			
1 -		117.5	44.058	134.4	39.627	120.9	2:08.380	83.25	9.495	14:08:17.683
2 -	37.949	118.3	42.770	135.0	39.454	121.1	2:00.173	88.93	1.288	14:10:17.856
3 -	37.312	118.9	42.309	135.2	39.264	120.6	1:58.885 (1)	89.90		14:12:16.741
4 -	37.185	118.9	42.418	134.4	43.460	121.1	2:03.063	86.85	4.178	14:14:19.804
5 -	37.284	118.5	42.442	134.4	39.724	121.3	1:59.450 (2)	89.47	0.565	14:16:19.254
6 -	37.236	118.7	42.697	134.4	41.418	105.8	2:01.351	88.07	2.466	14:18:20.605
7 -	58.145	56.8	58.884	84.4	57.913	121.7	2:54.942	61.09	56.057	14:21:15.547
8 -	38.018	117.9	42.832	134.2	39.563	120.4	2:00.413	88.76	1.528	14:23:15.960
9 -	37.333	117.9	42.816	133.4	39.599	120.9	1:59.748	89.25	0.863	14:25:15.708
10 -	37.418	117.9	42.582	133.4	39.450	120.4	1:59.450 (2)	89.47	0.565	14:27:15.158
11 -	37.363	118.3	42.991	133.4	39.868	121.3	2:00.222	88.90	1.337	14:29:15.380
12 -	37.691	117.9	42.754	134.2	40.403	121.3	2:00.848	88.44	1.963	14:31:16.228
13 -	37.782	117.5	42.776	133.9	39.645	121.1	2:00.203	88.91	1.318	14:33:16.431

2020 Millers Oils Ginetta GT4 SuperCup

ROUND 17 - SECTOR ANALYSIS



SECTOR 1 = FL to I1, SECTOR 2 = I1 to I2, SECTOR 3 = I2 to FL, DIFF = Difference To Personal Best Lap, P = Crossed Finish Line in Pit Lane, D = Time Disallowed

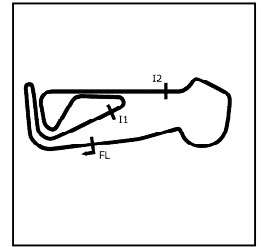
P7 27 ProAm Tom EMSON			Elite Motorsport							
IDEAL LAP TIME : 1:58.629			BEST LAP TIME : 1:59.316			DIFFERENCE : 0.687				
LAP	SECTOR 1	SECTOR 2	SECTOR 3	LAP TIME	MPH	DIFF	TIME OF DAY			
1 -		111.1	44.793	136.6	41.341	122.4	2:13.170	80.25	13.854	14:08:22.473
2 -	38.837	117.1	43.031	131.5	39.834	119.4	2:01.702	87.82	2.386	14:10:24.175
3 -	37.258	118.5	42.321	136.3	40.001	121.5	1:59.580 (3)	89.38	0.264	14:12:23.755
4 -	37.859	116.9	43.192	135.5	40.916	119.6	2:01.967	87.63	2.651	14:14:25.722
5 -	37.470	118.3	42.406	133.9	40.051	119.8	1:59.927	89.12	0.611	14:16:25.649
6 -	37.107	118.3	42.222	133.9	41.597	102.2	2:00.926	88.38	1.610	14:18:26.575
7 -	54.404	45.4	58.519	85.5	57.368	122.0	2:50.291	62.76	50.975	14:21:16.866
8 -	37.479	118.7	42.807	136.6	39.849	121.5	2:00.135	88.96	0.819	14:23:17.001
9 -	37.295	118.7	42.592	135.2	39.583	121.7	1:59.470 (2)	89.46	0.154	14:25:16.471
10 -	37.396	118.5	42.620	135.2	39.300	122.0	1:59.316 (1)	89.57		14:27:15.787
11 -	37.332	118.7	42.813	135.5	39.988	121.7	2:00.133	88.96	0.817	14:29:15.920
12 -	38.060	118.7	42.795	133.9	39.749	122.2	2:00.604	88.62	1.288	14:31:16.524
13 -	37.705	118.1	42.821	135.2	39.547	122.6	2:00.073	89.01	0.757	14:33:16.597

P8 99 Pro Joe MARSHALL-BIRKS			Rob Boston Racing							
IDEAL LAP TIME : 1:59.057			BEST LAP TIME : 1:59.389			DIFFERENCE : 0.332				
LAP	SECTOR 1	SECTOR 2	SECTOR 3	LAP TIME	MPH	DIFF	TIME OF DAY			
1 -		115.5	46.367	133.4	41.087	119.8	2:12.125	80.89	12.736	14:08:21.428
2 -	38.205	116.9	43.043	133.1	39.563	120.0	2:00.811	88.46	1.422	14:10:22.239
3 -	37.191	118.1	42.815	133.9	39.722	119.6	1:59.728	89.26	0.339	14:12:21.967
4 -	37.265	118.1	42.695	133.4	39.646	120.0	1:59.606 (3)	89.36	0.217	14:14:21.573
5 -	37.539	118.3	42.843	133.6	39.760	120.0	2:00.142	88.96	0.753	14:16:21.715
6 -	37.552	117.7	43.002	129.8	43.315	103.4	2:03.869	86.28	4.480	14:18:25.584
7 -	54.507	44.6	58.666	77.4	57.735	120.4	2:50.908	62.53	51.519	14:21:16.492
8 -	37.619	117.9	42.935	135.0	39.582	120.4	2:00.136	88.96	0.747	14:23:16.628
9 -	37.297	118.1	42.617	134.7	39.475	121.5	1:59.389 (1)	89.52		14:25:16.017
10 -	37.526	118.5	42.525	135.0	39.341	122.0	1:59.392 (2)	89.52	0.003	14:27:15.409
11 -	37.307	118.5	42.896	135.0	39.968	122.2	2:00.171	88.94	0.782	14:29:15.580
12 -	38.044	116.7	43.114	132.6	40.231	121.3	2:01.389	88.04	2.000	14:31:16.969
13 -	37.470	116.9	42.822	135.5	39.756	121.3	2:00.048	89.03	0.659	14:33:17.017

P9 78 ProAm Colin WHITE			CWS Motorsport							
IDEAL LAP TIME : 1:58.800			BEST LAP TIME : 1:59.522			DIFFERENCE : 0.722				
LAP	SECTOR 1	SECTOR 2	SECTOR 3	LAP TIME	MPH	DIFF	TIME OF DAY			
1 -		113.1	45.005	133.9	41.072	120.6	2:12.478	80.67	12.956	14:08:21.781
2 -	38.095	117.9	43.317	134.2	39.571	120.4	2:00.983	88.34	1.461	14:10:22.764
3 -	37.362	117.1	43.373	134.4	40.032	120.2	2:00.767	88.50	1.245	14:12:23.531
4 -	37.991	117.1	43.122	134.7	40.566	119.4	2:01.679	87.83	2.157	14:14:25.210
5 -	37.351	117.1	43.045	130.8	40.888	120.2	2:01.284	88.12	1.762	14:16:26.494
6 -	37.090	118.9	42.728	125.4	45.128	114.5	2:04.946	85.54	5.424	14:18:31.440
7 -	50.538	48.1	58.263	83.0	57.130	122.6	2:45.931	64.41	46.409	14:21:17.371
8 -	37.517	116.9	43.147	133.6	39.931	120.0	2:00.595	88.62	1.073	14:23:17.966
9 -	37.067	118.1	43.441	132.6	39.614	120.2	2:00.122 (2)	88.97	0.600	14:25:18.088
10 -	38.106	109.4	42.831	134.2	39.205	121.1	2:00.142 (3)	88.96	0.620	14:27:18.230
11 -	36.867	118.5	42.864	133.1	39.791	120.4	1:59.522 (1)	89.42		14:29:17.752
12 -	37.487	116.7	42.912	134.7	39.802	121.5	2:00.201	88.91	0.679	14:31:17.953
13 -	37.344	116.5	43.855	133.1	40.410	118.9	2:01.609	87.88	2.087	14:33:19.562

2020 Millers Oils Ginetta GT4 SuperCup

ROUND 17 - SECTOR ANALYSIS



SECTOR 1 = FL to I1, SECTOR 2 = I1 to I2, SECTOR 3 = I2 to FL, DIFF = Difference To Personal Best Lap, P = Crossed Finish Line in Pit Lane, D = Time Disallowed

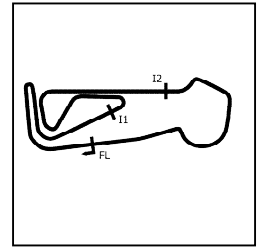
P10 11 ProAm Chris SALKELD			Century Motorsport							
IDEAL LAP TIME : 1:59.827			BEST LAP TIME : 2:00.061			DIFFERENCE : 0.234				
LAP	SECTOR 1		SECTOR 2		SECTOR 3		LAP TIME	MPH	DIFF	TIME OF DAY
1 -		116.9	45.103	132.8	41.195	120.4	2:13.577	80.01	13.516	14:08:22.880
2 -	38.862	116.3	43.205	133.4	41.119	120.4	2:03.186	86.76	3.125	14:10:26.066
3 -	38.370	118.1	43.287	133.6	40.473	120.0	2:02.130	87.51	2.069	14:12:28.196
4 -	37.933	117.7	42.997	133.4	40.791	120.2	2:01.721	87.80	1.660	14:14:29.917
5 -	37.925	117.1	43.067	134.4	40.820	122.0	2:01.812	87.74	1.751	14:16:31.729
6 -	38.854	116.3	43.471	129.8	41.068	112.2	2:03.393	86.61	3.332	14:18:35.122
7 -	47.666	45.8	58.542	70.2	57.607	120.2	2:43.815	65.24	43.754	14:21:18.937
8 -	37.666	116.9	43.197	131.5	39.773	118.9	2:00.636	88.59	0.575	14:23:19.573
9 -	37.393	116.7	43.903	131.8	39.593	119.6	2:00.889	88.41	0.828	14:25:20.462
10 -	37.553	117.1	42.979	132.1	39.586	118.9	2:00.118 (3)	88.97	0.057	14:27:20.580
11 -	37.537	116.7	42.848	131.3	39.692	119.8	2:00.077 (2)	89.01	0.016	14:29:20.657
12 -	37.457	117.1	42.852	131.8	39.752	119.8	2:00.061 (1)	89.02		14:31:20.718
13 -	37.654	117.3	43.072	131.8	40.023	118.7	2:00.749	88.51	0.688	14:33:21.467

P11 31 Am Dan MORRIS (G)			Triple M Motorsport							
IDEAL LAP TIME : 1:59.713			BEST LAP TIME : 2:00.081			DIFFERENCE : 0.368				
LAP	SECTOR 1		SECTOR 2		SECTOR 3		LAP TIME	MPH	DIFF	TIME OF DAY
1 -		116.9	44.497	133.1	41.402	119.1	2:15.655	78.78	15.574	14:08:24.958
2 -	38.236	118.1	44.728	133.1	40.301	121.3	2:03.265	86.70	3.184	14:10:28.223
3 -	37.950	118.9	43.734	134.4	40.072	121.7	2:01.756	87.78	1.675	14:12:29.979
4 -	38.314	118.5	43.466	135.8	40.965	120.4	2:02.745	87.07	2.664	14:14:32.724
5 -	37.827	117.9	42.888	134.4	40.006	121.5	2:00.721	88.53	0.640	14:16:33.445
6 -	38.586	116.9	43.207	133.1	42.282	120.0	2:04.075	86.14	3.994	14:18:37.520
7 -	47.069	48.2	58.947	101.8	57.824	122.0	2:43.840	65.23	43.759	14:21:21.360
8 -	37.832	117.9	42.928	132.6	39.695	122.2	2:00.455	88.73	0.374	14:23:21.815
9 -	38.359	116.7	42.918	132.6	40.179	118.5	2:01.456	87.99	1.375	14:25:23.271
10 -	37.857	117.5	42.755	132.6	39.572	120.2	2:00.184 (2)	88.93	0.103	14:27:23.455
11 -	37.386	117.9	42.984	132.1	39.711	119.6	2:00.081 (1)	89.00		14:29:23.536
12 -	37.560	117.3	42.907	132.6	39.814	119.8	2:00.281 (3)	88.85	0.200	14:31:23.817
13 -	37.754	117.9	43.230	132.1	39.808	119.8	2:00.792	88.48	0.711	14:33:24.609

P12 40 Am Nick HALSTEAD			Fox Motorsport							
IDEAL LAP TIME : 2:00.723			BEST LAP TIME : 2:01.213			DIFFERENCE : 0.490				
LAP	SECTOR 1		SECTOR 2		SECTOR 3		LAP TIME	MPH	DIFF	TIME OF DAY
1 -		115.3	44.991	132.3	41.363	120.0	2:14.529	79.44	13.316	14:08:23.832
2 -	38.797	116.5	43.554	133.4	40.805	119.4	2:03.156	86.78	1.943	14:10:26.988
3 -	38.560	117.3	43.257	133.4	40.446	120.0	2:02.263	87.41	1.050	14:12:29.251
4 -	38.521	117.1	43.056	133.1	41.014	119.4	2:02.591	87.18	1.378	14:14:31.842
5 -	38.160	116.5	43.100	131.8	39.953	120.2	2:01.213 (1)	88.17		14:16:33.055
6 -	38.576	117.1	42.947	128.5	42.014	118.5	2:03.537	86.51	2.324	14:18:36.592
7 -	46.937	46.3	58.512	72.3	58.317	119.4	2:43.766	65.26	42.553	14:21:20.358
8 -	37.823	116.9	43.075	131.3	40.327	119.4	2:01.225 (2)	88.16	0.012	14:23:21.583
9 -	39.042	115.5	43.450	131.5	40.007	118.9	2:02.499	87.25	1.286	14:25:24.082
10 -	38.108	116.1	43.098	132.1	40.104	119.4	2:01.310 (3)	88.10	0.097	14:27:25.392
11 -	38.156	116.7	43.110	131.5	40.361	119.1	2:01.627	87.87	0.414	14:29:27.019
12 -	38.119	115.3	43.242	131.8	40.296	119.1	2:01.657	87.85	0.444	14:31:28.676
13 -	38.096	116.5	43.292	131.5	40.713	119.1	2:02.101	87.53	0.888	14:33:30.777

2020 Millers Oils Ginetta GT4 SuperCup

ROUND 17 - SECTOR ANALYSIS



SECTOR 1 = FL to I1, SECTOR 2 = I1 to I2, SECTOR 3 = I2 to FL, DIFF = Difference To Personal Best Lap, P = Crossed Finish Line in Pit Lane, D = Time Disallowed

P13 95 Am Stewart LINES		Triple M Motorsport								
IDEAL LAP TIME : 2:00.404		BEST LAP TIME : 2:00.475			DIFFERENCE : 0.071					
LAP	SECTOR 1	SECTOR 2		SECTOR 3		LAP TIME	MPH	DIFF	TIME OF DAY	
1 -		111.8	45.857	134.4	41.474	119.1	2:16.265	78.43	15.790	14:08:25.568
2 -	38.693	116.9	44.066	135.2	40.774	120.0	2:03.533	86.52	3.058	14:10:29.101
3 -	38.017	117.3	43.311	135.8	40.228	120.6	2:01.556	87.92	1.081	14:12:30.657
4 -	38.008	117.3	43.737	135.5	41.137	121.3	2:02.882	86.97	2.407	14:14:33.539
5 -	38.099	118.1	43.223	134.4	40.333	121.5	2:01.655	87.85	1.180	14:16:35.194
6 -	37.958	115.7	43.909	110.0	43.697	119.4	2:05.564	85.12	5.089	14:18:40.758
7 -	45.974	40.8	58.925	88.0	57.485	120.4	2:42.384	65.81	41.909	14:21:23.142
8 -	37.723	116.7	42.924	134.4	39.828	120.9	2:00.475 (1)	88.71		14:23:23.617
9 -	37.715	117.7	43.466	135.2	40.345	122.0	2:01.526	87.94	1.051	14:25:25.143
10 -	38.272	118.1	45.467	133.9	40.376	120.4	2:04.115	86.11	3.640	14:27:29.258
11 -	38.113	116.3	43.274	133.6	40.152	120.0	2:01.539	87.93	1.064	14:29:30.797
12 -	37.764	117.9	43.223	133.4	40.059	120.4	2:01.046 (3)	88.29	0.571	14:31:31.843
13 -	37.652	117.7	42.970	133.1	40.247	120.4	2:00.869 (2)	88.42	0.394	14:33:32.712

P14 47 ProAm Simon TRAVES (G)		Assetto Motorsport								
IDEAL LAP TIME : 2:00.128		BEST LAP TIME : 2:00.596			DIFFERENCE : 0.468					
LAP	SECTOR 1	SECTOR 2		SECTOR 3		LAP TIME	MPH	DIFF	TIME OF DAY	
1 -		116.3	44.797	135.0	41.299	122.4	2:13.001	80.36	12.405	14:08:22.304
2 -	38.635	117.1	43.408	133.9	41.422	119.8	2:03.465	86.56	2.869	14:10:25.769
3 -	38.309	117.3	43.141	133.6	40.594	119.8	2:02.044	87.57	1.448	14:12:27.813
4 -	37.759	117.7	43.067	131.3	40.742	120.2	2:01.568 (3)	87.91	0.972	14:14:29.381
5 -	38.004	116.1	43.350	133.9	40.848	120.6	2:02.202	87.46	1.606	14:16:31.583
6 -	50.030	116.5	43.800	124.9	41.547	119.6	2:15.377	78.95	14.781	14:18:46.960
7 -	41.221	47.9	58.676	84.4	56.632	121.5	2:36.529	68.28	35.933	14:21:23.489
8 -	38.021	117.5	42.987	132.6	39.588	121.7	2:00.596 (1)	88.62		14:23:24.085
9 -	37.722	117.5	43.253	136.1	40.227	123.8	2:01.202 (2)	88.18	0.606	14:25:25.287
10 -	37.553	118.7	44.589	129.5	41.184	119.8	2:03.326	86.66	2.730	14:27:28.613
11 -	38.519	115.7	43.541	131.0	41.346	119.8	2:03.406	86.60	2.810	14:29:32.019
12 -	37.992	116.9	43.480	131.8	40.974	120.2	2:02.446	87.28	1.850	14:31:34.465
13 -	38.146	116.9	43.062	131.0	40.840	119.8	2:02.048	87.57	1.452	14:33:36.513

P15 19 Am Carl GARNETT		AK Motorsport								
IDEAL LAP TIME : 2:00.794		BEST LAP TIME : 2:00.794			DIFFERENCE : 0.000					
LAP	SECTOR 1	SECTOR 2		SECTOR 3		LAP TIME	MPH	DIFF	TIME OF DAY	
1 -		116.1	44.854	133.9	42.556	120.0	2:16.007	78.58	15.213	14:08:25.310
2 -	38.297	116.3	43.802	134.2	40.117	122.0	2:02.216	87.45	1.422	14:10:27.526
3 -	38.302	115.3	43.463	135.2	40.360	122.0	2:02.125	87.51	1.331	14:12:29.651
4 -	38.306	109.1	43.419	135.0	41.717	122.0	2:03.442	86.58	2.648	14:14:33.093
5 -	37.887	117.7	43.232	134.2	40.080	121.7	2:01.199 (2)	88.18	0.405	14:16:34.292
6 -	38.264	116.7	43.968	112.4	43.163	120.2	2:05.395	85.23	4.601	14:18:39.687
7 -	46.392	45.1	58.825	96.0	57.309	122.0	2:42.526	65.76	41.732	14:21:22.213
8 -	37.872	117.7	43.049	133.6	39.873	121.3	2:00.794 (1)	88.48		14:23:23.007
9 -	37.964	115.7	43.526	134.4	40.123	121.7	2:01.613 (3)	87.88	0.819	14:25:24.620
10 -	37.956	117.5	46.806	134.2	40.496	121.1	2:05.258	85.32	4.464	14:27:29.878
11 -	37.893	116.1	43.666	132.8	41.078	121.1	2:02.637	87.15	1.843	14:29:32.515
12 -	38.083	117.7	43.514	133.6	40.839	121.1	2:02.436	87.29	1.642	14:31:34.951
13 -	38.116	117.5	43.562	133.4	40.781	120.6	2:02.459	87.27	1.665	14:33:37.410

P16 50 ProAm Callum JENKINS (G)		Team HARD								
IDEAL LAP TIME : 2:01.307		BEST LAP TIME : 2:01.677			DIFFERENCE : 0.370					
LAP	SECTOR 1	SECTOR 2		SECTOR 3		LAP TIME	MPH	DIFF	TIME OF DAY	
1 -		116.9	45.132	133.6	41.235	120.6	2:14.080	79.71	12.403	14:08:23.383
2 -	38.729	113.7	43.828	132.3	40.386	120.9	2:02.943	86.93	1.266	14:10:26.326
3 -	38.552	117.3	43.343	134.2	40.484	120.4	2:02.379 (3)	87.33	0.702	14:12:28.705
4 -	38.187	118.1	43.124	133.6	40.437	120.2	2:01.748 (2)	87.78	0.071	14:14:30.453
5 -	37.957	118.1	42.964	134.2	40.756	121.1	2:01.677 (1)	87.83		14:16:32.130

Weather / Track : Sunny / Dry

Snetterton 300
Circuit Length = 2.9689 miles
Start: 14:06 Flag 14:33 End: 14:33

2020 Millers Oils Ginetta GT4 SuperCup

ROUND 17 - BEST SPEEDS

POS	INTERMEDIATE 1			INTERMEDIATE 2			FINISH LINE		
	NO	NAME	MPH	NO	NAME	MPH	NO	NAME	MPH
1	14	BURNS	119.1	92	FALVEY	138.0	14	BURNS	124.7
2	92	FALVEY	118.9	54	SMALLEY	137.2	47	TRAVES (G)	123.8
3	26	READE (G)	118.9	27	EMSON	136.6	54	SMALLEY	123.3
4	78	WHITE	118.9	14	BURNS	136.3	27	EMSON	122.6
5	31	MORRIS (G)	118.9	47	TRAVES (G)	136.1	78	WHITE	122.6
6	81	HIBBERT	118.7	31	MORRIS (G)	135.8	99	MARSHALL-BIRKS	122.2
7	54	SMALLEY	118.7	95	LINES	135.8	31	MORRIS (G)	122.2
8	27	EMSON	118.7	99	MARSHALL-BIRKS	135.5	92	FALVEY	122.0
9	47	TRAVES (G)	118.7	57	BURTON	135.2	11	SALKELD	122.0
10	57	BURTON	118.5	26	READE (G)	135.2	95	LINES	122.0
11	99	MARSHALL-BIRKS	118.5	19	GARNETT	135.2	19	GARNETT	122.0
12	11	SALKELD	118.1	78	WHITE	134.7	26	READE (G)	121.7
13	95	LINES	118.1	11	SALKELD	134.4	57	BURTON	121.5
14	50	JENKINS (G)	118.1	50	JENKINS (G)	134.2	81	HIBBERT	121.5
15	19	GARNETT	117.7	81	HIBBERT	133.6	50	JENKINS (G)	121.1
16	40	HALSTEAD	117.3	40	HALSTEAD	133.4	40	HALSTEAD	120.2

Weather / Track : Sunny / Dry

Results can be found at www.tsl-timing.com

Snetterton 300
Circuit Length = 2.9689 miles
Start: 14:06 Flag 14:33 End: 14:33

Printed - 14:35 Sunday, 25 October 2020

2020 Millers Oils Ginetta GT4 SuperCup

ROUND 17 - BEST SECTORS

SECTOR 1			SECTOR 2			SECTOR 3			IDEAL / BEST COMPARISON						
POS	NO	NAME	TIME	NO	NAME	TIME	NO	NAME	TIME	POS	NO	NAME	IDEAL	BEST	DIFF
													PERFECT LAP	1:57.446	
1	14	BURNS	36.775	57	BURTON	41.958	57	BURTON	38.713	1	57	BURTON	1:57.512	1:57.779	0.267
2	57	BURTON	36.841	81	HIBBERT	42.033	14	BURNS	38.912	2	14	BURNS	1:57.914	1:58.227	0.313
3	78	WHITE	36.867	54	SMALLEY	42.050	54	SMALLEY	38.956	3	54	SMALLEY	1:57.986	1:58.039	0.053
4	92	FALVEY	36.886	92	FALVEY	42.076	92	FALVEY	39.040	4	92	FALVEY	1:58.002	1:58.117	0.115
5	81	HIBBERT	36.948	27	EMSON	42.222	81	HIBBERT	39.125	5	81	HIBBERT	1:58.106	1:58.127	0.021
6	54	SMALLEY	36.980	14	BURNS	42.227	78	WHITE	39.205	6	27	EMSON	1:58.629	1:59.316	0.687
7	27	EMSON	37.107	26	READE (G)	42.309	26	READE (G)	39.264	7	26	READE (G)	1:58.758	1:58.885	0.127
8	26	READE (G)	37.185	99	MARSHALL-BIRKS	42.525	27	EMSON	39.300	8	78	WHITE	1:58.800	1:59.522	0.722
9	99	MARSHALL-BIRKS	37.191	78	WHITE	42.728	99	MARSHALL-BIRKS	39.341	9	99	MARSHALL-BIRKS	1:59.057	1:59.389	0.332
10	31	MORRIS (G)	37.386	31	MORRIS (G)	42.755	31	MORRIS (G)	39.572	10	31	MORRIS (G)	1:59.713	2:00.081	0.368
11	11	SALKELD	37.393	11	SALKELD	42.848	11	SALKELD	39.586	11	11	SALKELD	1:59.827	2:00.061	0.234
12	47	TRAVES (G)	37.553	95	LINES	42.924	47	TRAVES (G)	39.588	12	47	TRAVES (G)	2:00.128	2:00.596	0.468
13	95	LINES	37.652	40	HALSTEAD	42.947	95	LINES	39.828	13	95	LINES	2:00.404	2:00.475	0.071
14	40	HALSTEAD	37.823	50	JENKINS (G)	42.964	19	GARNETT	39.873	14	40	HALSTEAD	2:00.723	2:01.213	0.490
15	19	GARNETT	37.872	47	TRAVES (G)	42.987	40	HALSTEAD	39.953	15	19	GARNETT	2:00.794	2:00.794	0.000
16	50	JENKINS (G)	37.957	19	GARNETT	43.049	50	JENKINS (G)	40.386	16	50	JENKINS (G)	2:01.307	2:01.677	0.370

Weather / Track : Sunny / Dry

Results can be found at www.tsl-timing.com

Snetterton 300

Circuit Length = 2.9689 miles

Start: 14:06 Flag 14:33 End: 14:33

Printed - 14:35 Sunday, 25 October 2020

2020 Millers Oils Ginetta GT4 SuperCup

ROUND 17 - LAP CHART

LAP 1 @ 14:08:15.534			LAP 2 @ 14:10:14.771			LAP 3 @ 14:12:13.492			LAP 4 @ 14:14:12.053			LAP 5 @ 14:16:10.180		
NO	BEHIND	LAP TIME	NO	BEHIND	LAP TIME	NO	BEHIND	LAP TIME	NO	BEHIND	LAP TIME	NO	BEHIND	LAP TIME
81		2:06.231	81		1:59.237	81		1:58.721	81		1:58.561	81		1:58.127
26	2.149	2:08.380	57	1.790	1:58.690	57	0.994	1:57.925	57	0.338	1:57.905	57	0.255	1:58.044
57	2.337	2:08.568	26	3.085	2:00.173	26	3.249	1:58.885	92	3.601	1:58.575	92	3.591	1:58.117
92	3.347	2:09.578	92	3.795	1:59.685	92	3.587	1:58.513	54	4.141	1:58.616	54	4.053	1:58.039
54	3.509	2:09.740	54	4.097	1:59.825	54	4.086	1:58.710	26	7.751	2:03.063	26	9.074	1:59.450
99	5.894	2:12.125	99	7.468	2:00.811	99	8.475	1:59.728	99	9.520	1:59.606	99	11.535	2:00.142
78	6.247	2:12.478	78	7.993	2:00.983	78	10.039	2:00.767	78	13.157	2:01.679	27	15.469	1:59.927
47	6.770	2:13.001	27	9.404	2:01.702	27	10.263	1:59.580	27	13.669	2:01.967	78	16.314	2:01.284
27	6.939	2:13.170	47	10.998	2:03.465	47	14.321	2:02.044	47	17.328	2:01.568	47	21.403	2:02.202
11	7.346	2:13.577	11	11.295	2:03.186	11	14.704	2:02.130	11	17.864	2:01.721	11	21.549	2:01.812
50	7.849	2:14.080	50	11.555	2:02.943	50	15.213	2:02.379	50	18.400	2:01.748	50	21.950	2:01.677
40	8.298	2:14.529	40	12.217	2:03.156	40	15.759	2:02.263	40	19.789	2:02.591	40	22.875	2:01.213
31	9.424	2:15.655	19	12.755	2:02.216	19	16.159	2:02.125	31	20.671	2:02.745	31	23.265	2:00.721
19	9.776	2:16.007	31	13.452	2:03.265	31	16.487	2:01.756	19	21.040	2:03.442	19	24.112	2:01.199
95	10.034	2:16.265	95	14.330	2:03.533	95	17.165	2:01.556	95	21.486	2:02.882	14	24.299	2:00.588
14	20.578	2:26.809	14	21.333	1:59.992	14	21.527	1:58.915	14	21.838	1:58.872	95	25.014	2:01.655

Weather / Track : Sunny / Dry

Results can be found at www.tsl-timing.com

Page 1 of 3

Snetterton 300
 Circuit Length = 2.9689 miles
 Start: 14:06 Flag 14:33 End: 14:33

Printed - 14:35 Sunday, 25 October 2020

2020 Millers Oils Ginetta GT4 SuperCup

ROUND 17 - LAP CHART

LAP 6 @ 14:18:15.405			LAP 7 @ 14:21:12.881			LAP 8 @ 14:23:12.043			LAP 9 @ 14:25:11.422			LAP 10 @ 14:27:09.366		
NO	BEHIND	LAP TIME	NO	BEHIND	LAP TIME	NO	BEHIND	LAP TIME	NO	BEHIND	LAP TIME	NO	BEHIND	LAP TIME
81		2:05.225	81		2:57.476	81		1:59.162	57		1:59.143	57		1:57.944
57	0.876	2:05.846	57	0.371	2:56.971	57	0.236	1:59.027	92	0.472	1:58.860	92	1.141	1:58.613
92	3.030	2:04.664	92	1.648	2:56.094	92	0.991	1:58.505	54	0.604	1:58.597	81	2.002	1:59.247
54	3.691	2:04.863	54	1.998	2:55.783	54	1.386	1:58.550	81	0.699	2:00.078	54	2.216	1:59.556
26	5.200	2:01.351	26	2.666	2:54.942	26	3.917	2:00.413	26	4.286	1:59.748	26	5.792	1:59.450
99	10.179	2:03.869	99	3.611	2:50.908	99	4.585	2:00.136	99	4.595	1:59.389	99	6.043	1:59.392
27	11.170	2:00.926	27	3.985	2:50.291	27	4.958	2:00.135	27	5.049	1:59.470	27	6.421	1:59.316
78	16.035	2:04.946	78	4.490	2:45.931	78	5.923	2:00.595	78	6.666	2:00.122	14	7.741	1:58.430
11	19.717	2:03.393	11	6.056	2:43.815	11	7.530	2:00.636	14	7.255	1:58.227	78	8.864	2:00.142
40	21.187	2:03.537	40	7.477	2:43.766	14	8.407	1:58.914	11	9.040	2:00.889	11	11.214	2:00.118
31	22.115	2:04.075	31	8.479	2:43.840	40	9.540	2:01.225	31	11.849	2:01.456	31	14.089	2:00.184
14	22.594	2:03.520	14	8.655	2:43.537	31	9.772	2:00.455	40	12.660	2:02.499	40	16.026	2:01.310
19	24.282	2:05.395	19	9.332	2:42.526	19	10.964	2:00.794	19	13.198	2:01.613	47	19.247	2:03.326
95	25.353	2:05.564	95	10.261	2:42.384	95	11.574	2:00.475	95	13.721	2:01.526	95	19.892	2:04.115
47	31.555	2:15.377	47	10.608	2:36.529	47	12.042	2:00.596	47	13.865	2:01.202	19	20.512	2:05.258

Weather / Track : Sunny / Dry

Results can be found at www.tsl-timing.com

Page 2 of 3

Snetterton 300

Circuit Length = 2.9689 miles

Start: 14:06 Flag 14:33 End: 14:33

Printed - 14:35 Sunday, 25 October 2020

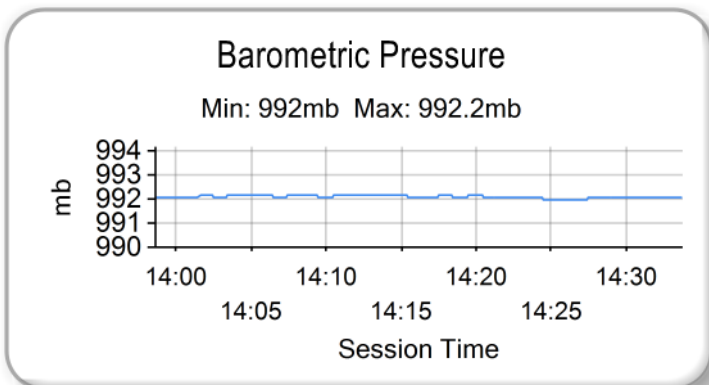
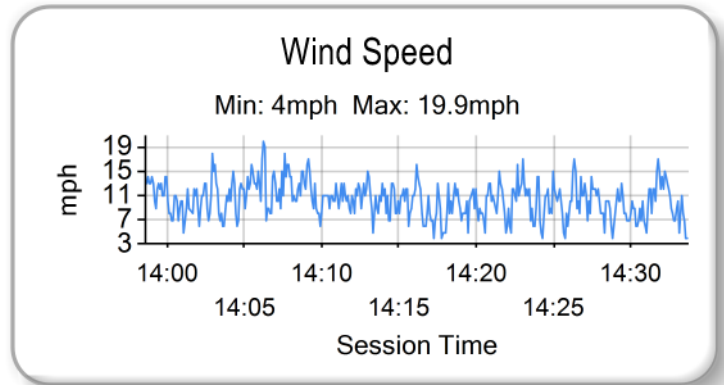
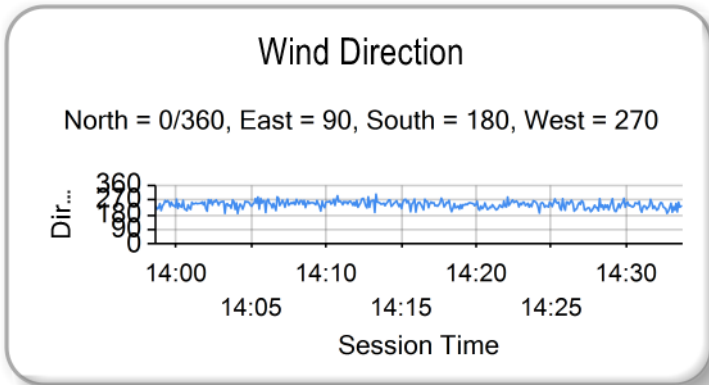
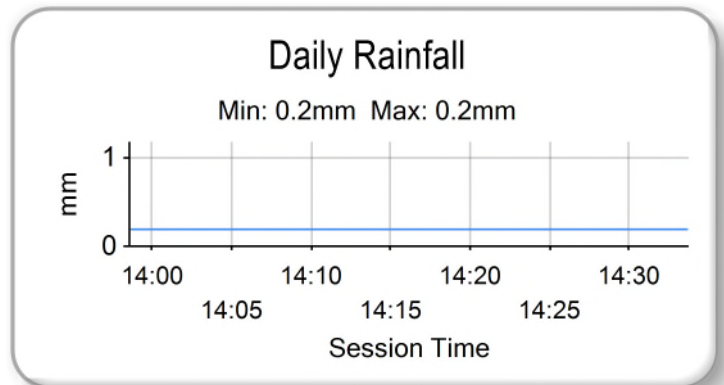
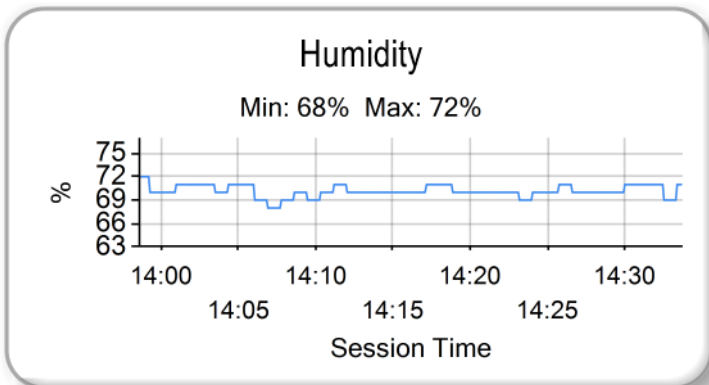
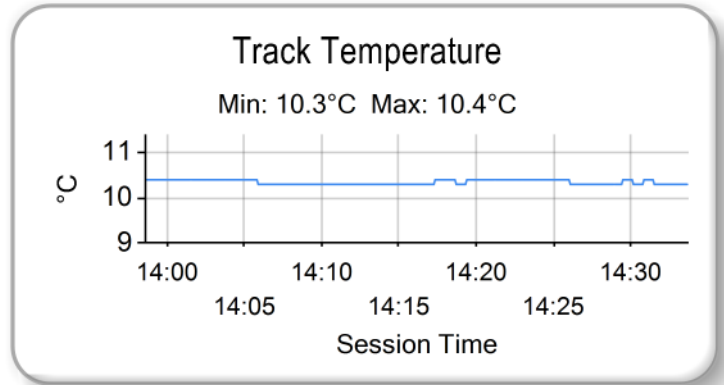
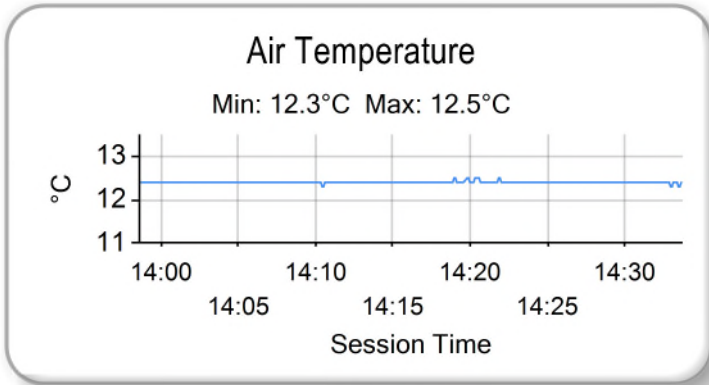
2020 Millers Oils Ginetta GT4 SuperCup

ROUND 17 - LAP CHART

LAP 11 @ 14:29:07.396			LAP 12 @ 14:31:05.175			LAP 13 @ 14:33:03.381		
NO	BEHIND	LAP TIME	NO	BEHIND	LAP TIME	NO	BEHIND	LAP TIME
57		1:58.030	57		1:57.779	57		1:58.206
92	1.455	1:58.344	92	2.153	1:58.477	92	2.512	1:58.565
81	2.347	1:58.375	81	3.195	1:58.627	81	3.996	1:59.007
54	2.648	1:58.462	54	3.400	1:58.531	54	4.183	1:58.989
26	7.984	2:00.222	14	10.467	1:59.537	14	11.198	1:58.937
99	8.184	2:00.171	26	11.053	2:00.848	26	13.050	2:00.203
27	8.524	2:00.133	27	11.349	2:00.604	27	13.216	2:00.073
14	8.709	1:58.998	99	11.794	2:01.389	99	13.636	2:00.048
78	10.356	1:59.522	78	12.778	2:00.201	78	16.181	2:01.609
11	13.261	2:00.077	11	15.543	2:00.061	11	18.086	2:00.749
31	16.140	2:00.081	31	18.642	2:00.281	31	21.228	2:00.792
40	19.623	2:01.627	40	23.501	2:01.657	40	27.396	2:02.101
95	23.401	2:01.539	95	26.668	2:01.046	95	29.331	2:00.869
47	24.623	2:03.406	47	29.290	2:02.446	47	33.132	2:02.048
19	25.119	2:02.637	19	29.776	2:02.436	19	34.029	2:02.459

Weather / Track : Sunny / Dry

2020 Millers Oils Ginetta GT4 SuperCup
ROUND 17 - WEATHER CONDITIONS



Weather / Track : Sunny / Dry

Results can be found at www.tsl-timing.com

Snetterton 300
 Circuit Length = 2.9689 miles
 Start: 14:06 Flag 14:33 End: 14:33

Printed - 14:36 Sunday, 25 October 2020

2020 Millers Oils Ginetta GT4 SuperCup

ROUND 17 - STATISTICS

Competitors Started 16
Planned Start 2020-10-25 @ 13:47:00.000
Actual Start 2020-10-25 @ 14:06:09.302
Finish Time 2020-10-25 @ 14:33:02.514
Track Length 2.9689mi.
Total Laps 200
Total Distance Covered 593.7823mi.

Session Fastest Lap History

NO	CL	NAME	LAP TIME	TIME OF DAY	LAP	VEHICLE
81	Pro	Tom HIBBERT	2:06.231	14:08:15.548	1	Triple M Motorsport
81	Pro	Tom HIBBERT	1:59.237	14:10:14.785	2	Triple M Motorsport
57	Pro	Gus BURTON	1:58.690	14:10:16.576	2	Century Motorsport
57	Pro	Gus BURTON	1:57.925	14:12:14.500	3	Century Motorsport
57	Pro	Gus BURTON	1:57.905	14:14:12.404	4	Century Motorsport
57	Pro	Gus BURTON	1:57.779	14:31:05.189	12	Century Motorsport

Session Leader History

NO	CL	NAME	FROM LAP	LAPS LED	DISTANCE	VEHICLE
81	Pro	Tom HIBBERT	1	8	23.75 miles	Triple M Motorsport
57	Pro	Gus BURTON	9	5	14.84 miles	Century Motorsport

Flag History

TYPE	TIME OF DAY
GREEN	14:06:09.302
SAFETY	14:17:27.343
GREEN	14:21:11.784
FINISH	14:33:02.514

Flag Statistics

TYPE	COUNT	TOTAL LAPS	TOTAL TIME
Green	2	12	23:48.553
Red	0	0	0.000
Safety Car	1	1	3:44.441
FCY	0	0	0.000

Weather / Track : Sunny / Dry

2020 Millers Oils Ginetta GT4 SuperCup

ROUND 17 - STATISTICS

CLASS : Pro

7 Starters

Fastest Lap History

NO	NAME	LAP TIME	TIME OF DAY	LAP	VEHICLE
81	Tom HIBBERT	2:06.231	14:08:15.548	1	Triple M Motorsport
81	Tom HIBBERT	1:59.237	14:10:14.785	2	Triple M Motorsport
57	Gus BURTON	1:58.690	14:10:16.576	2	Century Motorsport
57	Gus BURTON	1:57.925	14:12:14.500	3	Century Motorsport
57	Gus BURTON	1:57.905	14:14:12.404	4	Century Motorsport
57	Gus BURTON	1:57.779	14:31:05.189	12	Century Motorsport

Leader History

NO	NAME	FROM LAP	LAPS LED	DISTANCE	VEHICLE
81	Tom HIBBERT	1	8	23.75 miles	Triple M Motorsport
57	Gus BURTON	9	5	14.84 miles	Century Motorsport

2020 Millers Oils Ginetta GT4 SuperCup

ROUND 17 - STATISTICS

CLASS : ProAm

5 Starters

Fastest Lap History

NO	NAME	LAP TIME	TIME OF DAY	LAP	VEHICLE
78	Colin WHITE	2:12.478	14:08:21.793	1	CWS Motorsport
78	Colin WHITE	2:00.983	14:10:22.777	2	CWS Motorsport
78	Colin WHITE	2:00.767	14:12:23.544	3	CWS Motorsport
27	Tom EMSON	1:59.580	14:12:23.770	3	Elite Motorsport
27	Tom EMSON	1:59.470	14:25:16.486	9	Elite Motorsport
27	Tom EMSON	1:59.316	14:27:15.802	10	Elite Motorsport

Leader History

NO	NAME	FROM LAP	LAPS LED	DISTANCE	VEHICLE
78	Colin WHITE	1	4	11.87 miles	CWS Motorsport
27	Tom EMSON	5	9	26.72 miles	Elite Motorsport

Weather / Track : Sunny / Dry

Results can be found at www.tsl-timing.com

Page 3 of 4

Snetterton 300
Circuit Length = 2.9689 miles
Start: 14:06 Flag 14:33 End: 14:33

Printed - 14:36 Sunday, 25 October 2020

2020 Millers Oils Ginetta GT4 SuperCup

ROUND 17 - STATISTICS

CLASS : Am

4 Starters

Fastest Lap History

NO	NAME	LAP TIME	TIME OF DAY	LAP	VEHICLE
40	Nick HALSTEAD	2:14.529	14:08:23.843	1	Fox Motorsport
40	Nick HALSTEAD	2:03.156	14:10:26.999	2	Fox Motorsport
19	Carl GARNETT	2:02.216	14:10:27.538	2	AK Motorsport
19	Carl GARNETT	2:02.125	14:12:29.664	3	AK Motorsport
31	Dan MORRIS (G)	2:01.756	14:12:29.992	3	Triple M Motorsport
95	Stewart LINES	2:01.556	14:12:30.670	3	Triple M Motorsport
40	Nick HALSTEAD	2:01.213	14:16:33.067	5	Fox Motorsport
31	Dan MORRIS (G)	2:00.721	14:16:33.458	5	Triple M Motorsport
31	Dan MORRIS (G)	2:00.455	14:23:21.827	8	Triple M Motorsport
31	Dan MORRIS (G)	2:00.184	14:27:23.468	10	Triple M Motorsport
31	Dan MORRIS (G)	2:00.081	14:29:23.550	11	Triple M Motorsport

Leader History

NO	NAME	FROM LAP	LAPS LED	DISTANCE	VEHICLE
40	Nick HALSTEAD	1	8	23.75 miles	Fox Motorsport
31	Dan MORRIS (G)	9	5	14.84 miles	Triple M Motorsport

Weather / Track : Sunny / Dry

Results can be found at www.tsl-timing.com

Page 4 of 4

Snetterton 300
Circuit Length = 2.9689 miles
Start: 14:06 Flag 14:33 End: 14:33

Printed - 14:36 Sunday, 25 October 2020