



2020 MILLERS OILS GINETTA GT4 SUPERCUP CHAMPIONSHIP

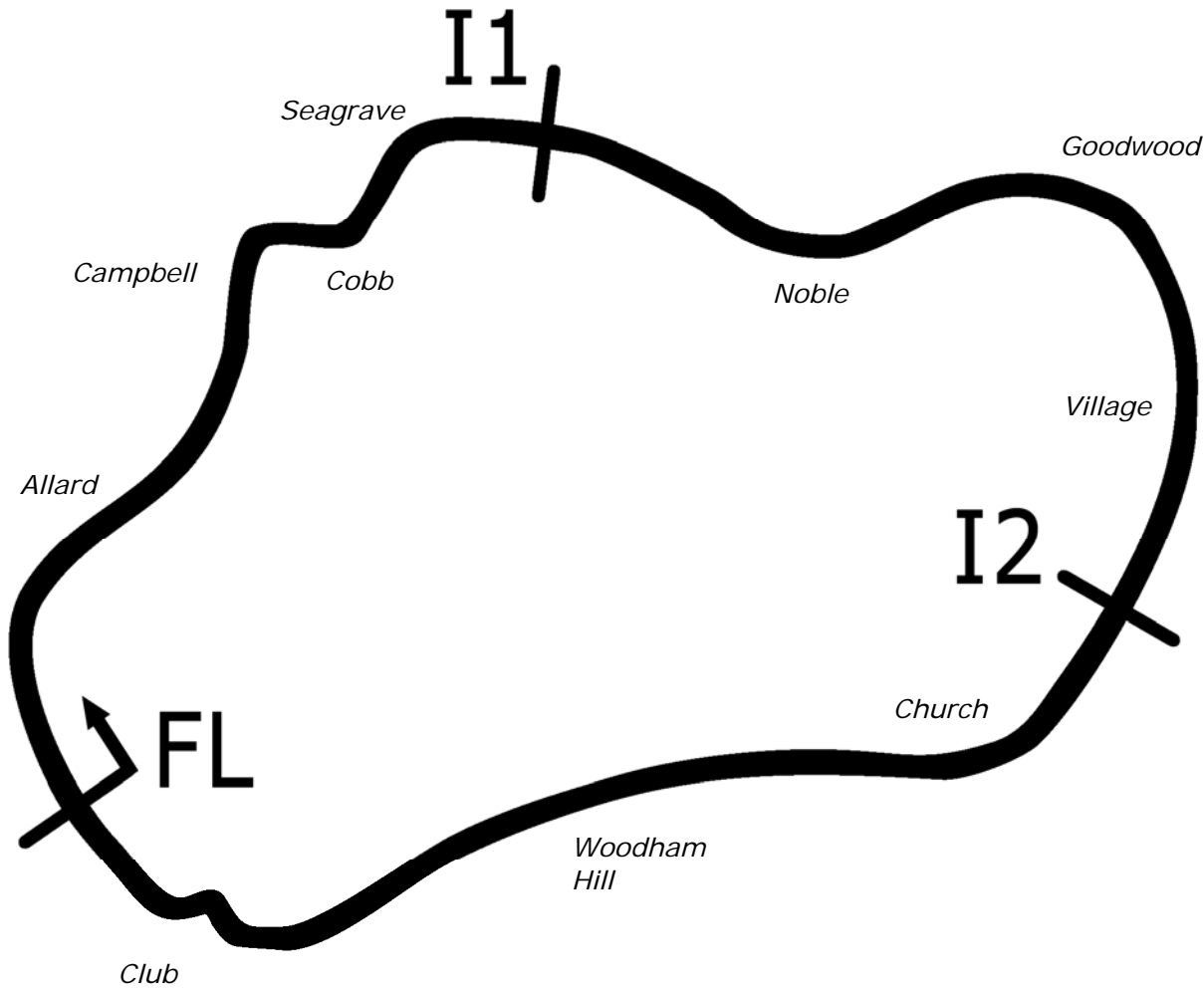
**Rounds 9, 10 & 11
Thruxton**

19th & 20th September 2020



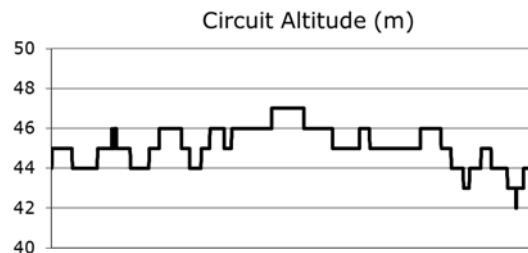
Results Provided by Timing Solutions Ltd
www.tsl-timing.com

Thruxton



SPORTS TIMING

TIMING SOLUTIONS LTD



Length	2.3560 miles	3791.6 m	
FL		51.20766N	1.60897 W
I1	1128m	51.21418 N	1.60062 W
I2	2380m	51.20983 N	1.59065 W
Pit Entry	3697m	51.20680 N	1.60788 W
Pit Exit	100m after FL	51.20844 N	1.60924 W
Pit Entry-Pit Exit 219m, 13.1s @60kph, 9.8s @80kph			

All results available at www.tsl-timing.com

2020 Millers Oils Ginetta GT4 SuperCup

QUALIFYING - ROUND 9 - CLASSIFICATION

POS	NO	CL	PIC NAME	NAT	ENTRY	TIME	ON	LAPS	GAP	DIFF	MPH
1	57	Pro	1 Gus BURTON	GBR	Century Motorsport	1:13.778	4	5			114.96
2	54	Pro	2 Adam SMALLEY	GBR	Elite Motorsport	1:13.859	3	4	0.081	0.081	114.83
3	14	Pro	3 Will BURNS	GBR	Rob Boston Racing	1:14.182	4	6	0.404	0.323	114.33
4	92	Pro	4 Jamie FALVEY	GBR	Motion Capital Racing	1:14.234	4	6	0.456	0.052	114.25
5	81	Pro	5 Tom HIBBERT	GBR	Triple M Motorsport	1:14.578	4	8	0.800	0.344	113.72
6	27	ProAm	1 Tom EMSON	GBR	Elite Motorsport	1:14.957	3	5	1.179	0.379	113.15
7	99	Pro	6 Joe MARSHALL-BIRKS	GBR	Rob Boston Racing	1:15.061	4	5	1.283	0.104	112.99
8	11	ProAm	2 Chris SALKELD	GBR	Assetto Motorsport	1:15.136	3	7	1.358	0.075	112.88
9	12	Pro	7 Reece SOMERFIELD	GBR	Privateer	1:15.700	3	6	1.922	0.564	112.04
10	19	Am	1 Carl GARNETT	GBR	AK Motorsport	1:15.725	2	3	1.947	0.025	112.00
11	78	ProAm	3 Colin WHITE	GBR	CWS Motorsport	1:16.011	6	7	2.233	0.286	111.58
12	95	Am	2 Stewart LINES	GBR	Triple M Motorsport	1:16.534	5	8	2.756	0.523	110.82
13	68	ProAm	4 Eric BOULTON	GBR	Team HARD	1:17.147	6	11	3.369	0.613	109.94
14	40	Am	3 Nick HALSTEAD	GBR	Fox Motorsport	1:17.191	4	10	3.413	0.044	109.87
15	10	Am	4 Lee GOLDSMITH	GBR	Assetto Motorsport	1:18.493	3	8	4.715	1.302	108.05

Weather / Track : Bright / Dry

These results are provisional until the conclusion of any judicial and technical matters.

Thruxton

Circuit Length = 2.3560 miles

Start: 11:31 Flag 11:51 End: 11:52

Clerk Of Course :	Steward :	Timekeeper :

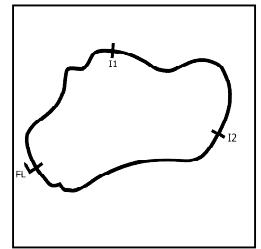
Results can be found at www.tsl-timing.com

Printed - 11:52 Saturday, 19 September 2020



2020 Millers Oils Ginetta GT4 SuperCup

QUALIFYING - ROUND 9 - SECTOR ANALYSIS



SECTOR 1 = FL to I1, SECTOR 2 = I1 to I2, SECTOR 3 = I2 to FL, DIFF = Difference To Personal Best Lap, P = Crossed Finish Line in Pit Lane, D = Time Disallowed

P1		57 Pro		Gus BURTON		Century Motorsport				
IDEAL LAP TIME : 1:13.708		BEST LAP TIME : 1:13.778		DIFFERENCE : 0.070						
LAP	SECTOR 1		SECTOR 2		SECTOR 3		LAP TIME	MPH	DIFF	TIME OF DAY
1 -	38.713	95.3	25.584	119.8	IN PIT		1:40.928 P	84.03	27.150	11:34:34.707
2 -	OUTLAP	105.6	21.916	129.5	31.144	103.8	5:10.311	27.33	3:56.533	11:39:45.018
3 -	25.291	110.5	19.542	137.5	29.080	103.2	1:13.913 (2)	114.75	0.135	11:40:58.931
4 -	25.195	110.0	19.612	136.9	28.971	102.7	1:13.778 (1)	114.96		11:42:12.709
5 -	29.619	88.8	25.301	108.5	IN PIT		1:31.501 P	92.69	17.723	11:43:44.210

P2		54 Pro		Adam SMALLEY		Elite Motorsport				
IDEAL LAP TIME : 1:13.842		BEST LAP TIME : 1:13.859		DIFFERENCE : 0.017						
LAP	SECTOR 1		SECTOR 2		SECTOR 3		LAP TIME	MPH	DIFF	TIME OF DAY
1 -	OUTLAP	81.8	22.385	131.8	32.518	103.8	8:24.132	16.82	7:10.273	11:41:42.177
2 -	25.202	110.3	19.717	135.2	29.065	103.7	1:13.984 (2)	114.64	0.125	11:42:56.161
3 -	25.219	109.6	19.668	135.5	28.972	103.4	1:13.859 (1)	114.83		11:44:10.020
4 -	29.800	95.8	24.391	107.2	IN PIT		1:31.476 P	92.71	17.617	11:45:41.496

P3		14 Pro		Will BURNS		Rob Boston Racing				
IDEAL LAP TIME : 1:14.143		BEST LAP TIME : 1:14.182		DIFFERENCE : 0.039						
LAP	SECTOR 1		SECTOR 2		SECTOR 3		LAP TIME	MPH	DIFF	TIME OF DAY
1 -	31.097	92.9	25.857	110.5	IN PIT		1:33.575 P	90.63	19.393	11:35:01.112
2 -	OUTLAP	96.9	24.003	105.3	35.914	103.5	4:16.556	33.05	3:02.374	11:39:17.668
3 -	25.519	109.1	19.833	136.3	29.102	103.4	1:14.454 (2)	113.91	0.272	11:40:32.122
4 -	25.270	110.5	19.771	136.1	29.141	103.4	1:14.182 (1)	114.33		11:41:46.304
5 -	30.359	86.5	24.282	86.7	39.987	103.0	1:34.628 (3)	89.63	20.446	11:43:20.932
6 -	25.776	84.7	26.381	101.0	IN PIT		1:28.884 P	95.42	14.702	11:44:49.816

P4		92 Pro		Jamie FALVEY		Motion Capital Racing				
IDEAL LAP TIME : 1:14.210		BEST LAP TIME : 1:14.234		DIFFERENCE : 0.024						
LAP	SECTOR 1		SECTOR 2		SECTOR 3		LAP TIME	MPH	DIFF	TIME OF DAY
1 -	39.986	52.9	31.361	116.7	IN PIT		1:46.804 P	79.41	32.570	11:34:42.646
2 -	OUTLAP	88.5	21.643	133.1	36.880	104.0	5:19.597	26.53	4:05.363	11:40:02.243
3 -	25.450	110.0	19.817	135.2	29.223	103.0	1:14.490 (2)	113.86	0.256	11:41:16.733
4 -	25.255	110.5	19.732	135.0	29.247	103.4	1:14.234 (1)	114.25		11:42:30.967
5 -	30.850	94.1	24.048	112.2	34.798	103.8	1:29.696 (3)	94.55	15.462	11:44:00.663
6 -	25.381	109.2	24.478	108.2	IN PIT		1:25.876 P	98.76	11.642	11:45:26.539

P5		81 Pro		Tom HIBBERT		Triple M Motorsport				
IDEAL LAP TIME : 1:14.578		BEST LAP TIME : 1:14.578		DIFFERENCE : 0.000						
LAP	SECTOR 1		SECTOR 2		SECTOR 3		LAP TIME	MPH	DIFF	TIME OF DAY
1 -	31.464	91.9	24.764	121.3	IN PIT		1:31.253 P	92.94	16.675	11:34:35.714
2 -	OUTLAP	100.1	23.224	116.9	33.261	102.7	5:50.307	24.21	4:35.729	11:40:26.021
3 -	25.554	110.3	23.715	104.2	36.158	103.4	1:25.427 (3)	99.28	10.849	11:41:51.448
4 -	25.398	111.1	19.736	136.1	29.444	103.2	1:14.578 (1)	113.72		11:43:06.026
5 -	29.144	88.1	25.678	111.1	IN PIT		1:29.735 P	94.51	15.157	11:44:35.761
6 -	OUTLAP	95.5	24.740	112.5	34.260	103.7	2:59.383	47.28	1:44.805	11:47:35.144
7 -	25.497	108.7	22.834	111.1	35.472	102.9	1:23.803 (2)	101.20	9.225	11:48:58.947
8 -	25.490	110.0	20.111	122.9	IN PIT		1:18.221 P	108.43	3.643	11:50:17.168

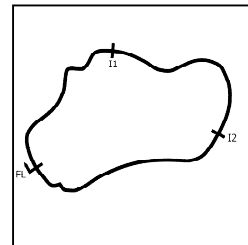
P6		27 ProAm		Tom EMSON		Elite Motorsport				
IDEAL LAP TIME : 1:14.957		BEST LAP TIME : 1:14.957		DIFFERENCE : 0.000						
LAP	SECTOR 1		SECTOR 2		SECTOR 3		LAP TIME	MPH	DIFF	TIME OF DAY
1 -	OUTLAP	82.4	26.747	110.0	37.585	103.4	8:31.181	16.59	7:16.224	11:41:53.631
2 -	25.752	109.4	20.225	133.6	29.520	103.4	1:15.497 (2)	112.34	0.540	11:43:09.128
3 -	25.534	109.1	19.915	134.4	29.508	103.5	1:14.957 (1)	113.15		11:44:24.085
4 -	25.603	109.4	20.635	121.5	31.950	103.2	1:18.188 (3)	108.47	3.231	11:45:42.273
5 -	25.860	108.9	22.448	118.3	IN PIT		1:22.158 P	103.23	7.201	11:47:04.431

Weather / Track : Bright / Dry

Thruxton
Circuit Length = 2.3560 miles
Start: 11:31 Flag 11:51 End: 11:52

2020 Millers Oils Ginetta GT4 SuperCup

QUALIFYING - ROUND 9 - SECTOR ANALYSIS



SECTOR 1 = FL to I1, SECTOR 2 = I1 to I2, SECTOR 3 = I2 to FL, DIFF = Difference To Personal Best Lap, P = Crossed Finish Line in Pit Lane, D = Time Disallowed

P7 99 Pro		Joe MARSHALL-BIRKS				Rob Boston Racing					
IDEAL LAP TIME : 1:15.044		BEST LAP TIME : 1:15.061				DIFFERENCE : 0.017					
LAP	SECTOR 1		SECTOR 2		SECTOR 3		LAP TIME	MPH	DIFF	TIME OF DAY	
1 -	31.281	83.3	25.965	109.6	IN PIT		1:34.467 P	89.78	19.406	11:35:03.169	
2 -	OUTLAP		90.5	25.725	111.6	34.576	102.2	4:22.226	32.34	3:07.165	11:39:25.395
3 -	26.038	107.5	19.917	135.2	29.563	102.4	1:15.518 (2)	112.31	0.457	11:40:40.913	
4 -	25.573	109.6	19.934	132.1	29.554	103.2	1:15.061 (1)	112.99		11:41:55.974	
5 -	25.859	108.7	20.104	129.5	IN PIT		1:18.729 P	107.73	3.668	11:43:14.703	

P8 11 ProAm		Chris SALKELD				Assetto Motorsport					
IDEAL LAP TIME : 1:15.136		BEST LAP TIME : 1:15.136				DIFFERENCE : 0.000					
LAP	SECTOR 1		SECTOR 2		SECTOR 3		LAP TIME	MPH	DIFF	TIME OF DAY	
1 -	28.100	101.0	22.229	130.8	36.489	102.7	1:26.818	97.69	11.682	11:34:29.790	
2 -	26.016	108.0	20.185	133.1	29.696	103.4	1:15.897 (2)	111.75	0.761	11:35:45.687	
3 -	25.564	109.4	19.960	134.2	29.612	102.7	1:15.136 (1)	112.88		11:37:00.823	
4 -	26.523	89.8	27.286	100.9	IN PIT		1:32.918 P	91.28	17.782	11:38:33.741	
5 -	OUTLAP		105.1	22.048	129.5	31.054	103.0	7:44.262	18.26	6:29.126	11:46:18.003
6 -	27.021	103.8	21.730	129.3	30.113	102.7	1:18.864 (3)	107.54	3.728	11:47:36.867	
7 -	27.221	87.4	28.170	90.8	IN PIT		1:36.499 P	87.89	21.363	11:49:13.366	

P9 12 Pro		Reece SOMERFIELD				Privateer				
IDEAL LAP TIME : 1:15.439		BEST LAP TIME : 1:15.700				DIFFERENCE : 0.261				
LAP	SECTOR 1		SECTOR 2		SECTOR 3		LAP TIME	MPH	DIFF	TIME OF DAY
1 -	27.287	108.2	20.828	133.9	30.647	104.0	1:18.762	107.68	3.062	11:34:44.185
2 -	25.718	110.3	20.195	135.2	29.885	104.2	1:15.798 (2)	111.89	0.098	11:35:59.983
3 -	25.566	109.8	20.037	134.7	30.097	102.9	1:15.700 (1)	112.04		11:37:15.683
4 -	25.985	109.4	20.191	134.2	29.923	103.7	1:16.099	111.45	0.399	11:38:31.782
5 -	25.875	109.2	20.243	132.8	29.836	103.4	1:15.954 (3)	111.66	0.254	11:39:47.736
6 -	25.893	109.6	20.218	133.4	IN PIT		1:15.244 P	112.72		11:41:02.980

P10 19 Am		Carl GARNETT				AK Motorsport				
IDEAL LAP TIME : 1:15.725		BEST LAP TIME : 1:15.725				DIFFERENCE : 0.000				
LAP	SECTOR 1		SECTOR 2		SECTOR 3		LAP TIME	MPH	DIFF	TIME OF DAY
1 -	27.471	106.8	21.180	130.5	30.981	102.4	1:19.632 (2)	106.51	3.907	11:34:19.908
2 -	25.894	108.7	20.215	132.8	29.616	101.9	1:15.725 (1)	112.00		11:35:35.633
3 -	26.650	105.8	22.528	127.8	IN PIT		1:22.892 P	102.32	7.167	11:36:58.525

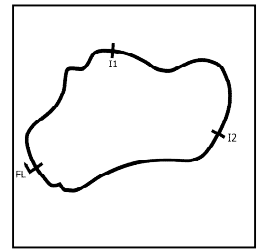
P11 78 ProAm		Colin WHITE				CWS Motorsport				
IDEAL LAP TIME : 1:15.819		BEST LAP TIME : 1:16.011				DIFFERENCE : 0.192				
LAP	SECTOR 1		SECTOR 2		SECTOR 3		LAP TIME	MPH	DIFF	TIME OF DAY
1 -	34.619	93.7	26.555	104.6	36.568	96.6	1:37.742	86.77	21.731	11:34:38.699
2 -	27.470	107.0	20.515	132.6	30.383	100.6	1:18.368	108.22	2.357	11:35:57.067
3 -	26.252	110.5	20.202	131.8	30.948	100.1	1:17.402	109.57	1.391	11:37:14.469
4 -	26.046	108.9	20.150	133.1	30.083	101.2	1:16.279 (3)	111.19	0.268	11:38:30.748
5 -	25.994	108.7	20.165	132.6	30.039	101.2	1:16.198 (2)	111.31	0.187	11:39:46.946
6 -	25.800	108.9	20.342	132.3	29.869	101.3	1:16.011 (1)	111.58		11:41:02.957
7 -	30.679	104.2	23.638	109.1	IN PIT		1:29.681 P	94.57	13.670	11:42:32.638

Weather / Track : Bright / Dry

Thrupton
Circuit Length = 2.3560 miles
Start: 11:31 Flag 11:51 End: 11:52

2020 Millers Oils Ginetta GT4 SuperCup

QUALIFYING - ROUND 9 - SECTOR ANALYSIS



SECTOR 1 = FL to I1, SECTOR 2 = I1 to I2, SECTOR 3 = I2 to FL, DIFF = Difference To Personal Best Lap, P = Crossed Finish Line in Pit Lane, D = Time Disallowed

P12 95 Am Stewart LINES		Turple M Motorsport								
IDEAL LAP TIME : 1:16.534		BEST LAP TIME : 1:16.534		DIFFERENCE : 0.000						
LAP	SECTOR 1	SECTOR 2	SECTOR 3	LAP TIME	MPH	DIFF	TIME OF DAY			
1 -	30.147	101.3	24.298	125.2	IN PIT	1:29.284 P	94.99	12.750	11:34:39.370	
2 -	OUTLAP	102.4	23.640	109.4	33.519	100.6	5:48.088	24.36	4:31.554	11:40:27.458
3 -	26.467	108.4	20.873	130.3	30.476	100.7	1:17.816 (3)	108.99	1.282	11:41:45.274
4 -	26.220	107.0	20.605	130.8	30.515	101.0	1:17.340 (2)	109.66	0.806	11:43:02.614
5 -	25.962	108.0	20.394	131.3	30.178	101.6	1:16.534 (1)	110.82		11:44:19.148
6 -	35.395	83.5	29.569	91.6	IN PIT	1:48.262 P	78.34	31.728		11:46:07.410
7 -	OUTLAP	102.7	24.671	100.1	35.517	100.7	4:11.853	33.67	2:55.319	11:50:19.263
8 -	39.011	70.0	29.523	107.7	IN PIT	1:43.625 P	81.84	27.091		11:52:02.888

P13 68 ProAm Eric BOULTON		Team HARD								
IDEAL LAP TIME : 1:16.843		BEST LAP TIME : 1:17.147		DIFFERENCE : 0.304						
LAP	SECTOR 1	SECTOR 2	SECTOR 3	LAP TIME	MPH	DIFF	TIME OF DAY			
1 -	31.919	92.0	22.280	129.8	31.702	100.7	1:25.901	98.73	8.754	11:34:21.563
2 -	26.440	107.7	20.896	132.1	30.758	101.0	1:18.094	108.60	0.947	11:35:39.657
3 -	26.332	105.6	20.699	132.8	30.678	101.5	1:17.709	109.14	0.562	11:36:57.366
4 -	26.601	106.1	21.336	130.3	31.377	101.5	1:19.314	106.93	2.167	11:38:16.680
5 -	26.276	107.2	20.570	132.8	30.558	101.3	1:17.404	109.57	0.257	11:39:34.084
6 -	26.050	108.2	20.625	132.3	30.472	99.4	1:17.147 (1)	109.94		11:40:51.231
7 -	26.344	107.0	21.256	129.3	IN PIT	1:19.400 P	106.82	2.253		11:42:10.631
8 -	OUTLAP	100.9	23.406	125.2	31.773	101.3	3:42.239	38.16	2:25.092	11:45:52.870
9 -	25.957	105.0	20.886	130.5	30.316	101.8	1:17.159 (2)	109.92	0.012	11:47:10.029
10 -	25.992	107.3	20.738	130.8	30.567	100.1	1:17.297 (3)	109.72	0.150	11:48:27.326
11 -	31.885	74.0	30.875	86.7	IN PIT	1:47.928 P	78.58	30.781		11:50:15.254

P14 40 Am Nick HALSTEAD		Fox Motorsport								
IDEAL LAP TIME : 1:17.043		BEST LAP TIME : 1:17.191		DIFFERENCE : 0.148						
LAP	SECTOR 1	SECTOR 2	SECTOR 3	LAP TIME	MPH	DIFF	TIME OF DAY			
1 -	30.205	91.1	24.458	124.2	36.252	95.5	1:30.915	93.29	13.724	11:34:41.454
2 -	27.249	105.6	20.748	132.1	31.507	101.8	1:19.504	106.68	2.313	11:36:00.958
3 -	26.183	107.7	20.641	132.3	30.494	101.8	1:17.318 (2)	109.69	0.127	11:37:18.276
4 -	26.138	107.0	20.681	131.5	30.372	101.5	1:17.191 (1)	109.87		11:38:35.467
5 -	26.452	105.8	20.881	130.5	30.264	102.6	1:17.597 (3)	109.30	0.406	11:39:53.064
6 -	26.555	107.3	20.891	130.8	30.469	101.8	1:17.915	108.85	0.724	11:41:10.979
7 -	26.598	105.8	20.896	130.3	31.480	101.0	1:18.974	107.39	1.783	11:42:29.953
8 -	26.797	107.3	21.808	127.0	31.008	102.4	1:19.613	106.53	2.422	11:43:49.566
9 -	26.517	105.5	21.059	130.5	30.575	102.4	1:18.151	108.52	0.960	11:45:07.717
10 -	26.649	107.7	20.864	130.3	30.569	102.6	1:18.082	108.62	0.891	11:46:25.799

P15 10 Am Lee GOLDSMITH		Assetto Motorsport								
IDEAL LAP TIME : 1:18.448		BEST LAP TIME : 1:18.493		DIFFERENCE : 0.045						
LAP	SECTOR 1	SECTOR 2	SECTOR 3	LAP TIME	MPH	DIFF	TIME OF DAY			
1 -	29.618	106.1	23.018	120.4	33.201	99.1	1:25.837	98.81	7.344	11:34:35.198
2 -	26.816	107.7	20.866	129.3	32.462	100.1	1:20.144 (3)	105.82	1.651	11:35:55.342
3 -	26.582	109.2	20.615	130.3	31.296	100.3	1:18.493 (1)	108.05		11:37:13.835
4 -	29.821	97.5	25.043	117.3	IN PIT	1:28.007 P	96.37	9.514		11:38:41.842
5 -	OUTLAP	106.6	21.448	127.3	32.582	100.4	8:00.954	17.63	6:42.461	11:46:42.796
6 -	27.000	106.1	20.903	130.5	31.580	99.7	1:19.483 (2)	106.70	0.990	11:48:02.279
7 -	27.628	101.3	21.469	129.8	31.251	98.6	1:20.348	105.56	1.855	11:49:22.627
8 -	35.161	96.1	22.808	121.5	IN PIT	1:33.837 P	90.38	15.344		11:50:56.464

Weather / Track : Bright / Dry

Thruxton
Circuit Length = 2.3560 miles
Start: 11:31 Flag 11:51 End: 11:52

2020 Millers Oils Ginetta GT4 SuperCup

QUALIFYING - ROUND 9 - BEST SPEEDS

POS	INTERMEDIATE 1			INTERMEDIATE 2			FINISH LINE		
	NO	NAME	MPH	NO	NAME	MPH	NO	NAME	MPH
1	81	HIBBERT	111.1	57	BURTON	137.5	12	SOMERFIELD	104.2
2	57	BURTON	110.5	14	BURNS	136.3	92	FALVEY	104.0
3	14	BURNS	110.5	81	HIBBERT	136.1	57	BURTON	103.8
4	92	FALVEY	110.5	54	SMALLEY	135.5	54	SMALLEY	103.8
5	78	WHITE	110.5	92	FALVEY	135.2	81	HIBBERT	103.7
6	54	SMALLEY	110.3	99	MARSHALL-BIRKS	135.2	14	BURNS	103.5
7	12	SOMERFIELD	110.3	12	SOMERFIELD	135.2	27	EMSON	103.5
8	99	MARSHALL-BIRKS	109.6	27	EMSON	134.4	11	SALKELD	103.4
9	27	EMSON	109.4	11	SALKELD	134.2	99	MARSHALL-BIRKS	103.2
10	11	SALKELD	109.4	78	WHITE	133.1	40	HALSTEAD	102.6
11	10	GOLDSMITH	109.2	19	GARNETT	132.8	19	GARNETT	102.4
12	19	GARNETT	108.7	68	BOULTON	132.8	68	BOULTON	101.8
13	95	LINES	108.4	40	HALSTEAD	132.3	95	LINES	101.6
14	68	BOULTON	108.2	95	LINES	131.3	78	WHITE	101.3
15	40	HALSTEAD	107.7	10	GOLDSMITH	130.5	10	GOLDSMITH	100.4

Weather / Track : Bright / Dry

Results can be found at www.tsl-timing.com

Thruxton
Circuit Length = 2.3560 miles
Start: 11:31 Flag 11:51 End: 11:52

Printed - 11:52 Saturday, 19 September 2020

2020 Millers Oils Ginetta GT4 SuperCup

QUALIFYING - ROUND 9 - BEST SECTORS

SECTOR 1			SECTOR 2			SECTOR 3			IDEAL / BEST COMPARISON						
POS	NO	NAME	TIME	NO	NAME	TIME	NO	NAME	TIME	POS	NO	NAME	IDEAL	BEST	DIFF
													PERFECT LAP	1:13.708	
1	57	BURTON	25.195	57	BURTON	19.542	57	BURTON	28.971	1	57	BURTON	1:13.708	1:13.778	0.070
2	54	SMALLEY	25.202	54	SMALLEY	19.668	54	SMALLEY	28.972	2	54	SMALLEY	1:13.842	1:13.859	0.017
3	92	FALVEY	25.255	92	FALVEY	19.732	14	BURNS	29.102	3	14	BURNS	1:14.143	1:14.182	0.039
4	14	BURNS	25.270	81	HIBBERT	19.736	92	FALVEY	29.223	4	92	FALVEY	1:14.210	1:14.234	0.024
5	81	HIBBERT	25.398	14	BURNS	19.771	81	HIBBERT	29.444	5	81	HIBBERT	1:14.578	1:14.578	0.000
6	27	EMSON	25.534	27	EMSON	19.915	27	EMSON	29.508	6	27	EMSON	1:14.957	1:14.957	0.000
7	11	SALKELD	25.564	99	MARSHALL-BIRKS	19.917	99	MARSHALL-BIRKS	29.554	7	99	MARSHALL-BIRKS	1:15.044	1:15.061	0.017
8	12	SOMERFIELD	25.566	11	SALKELD	19.960	11	SALKELD	29.612	8	11	SALKELD	1:15.136	1:15.136	0.000
9	99	MARSHALL-BIRKS	25.573	12	SOMERFIELD	20.037	19	GARNETT	29.616	9	12	SOMERFIELD	1:15.439	1:15.700	0.261
10	78	WHITE	25.800	78	WHITE	20.150	12	SOMERFIELD	29.836	10	19	GARNETT	1:15.725	1:15.725	0.000
11	19	GARNETT	25.894	19	GARNETT	20.215	78	WHITE	29.869	11	78	WHITE	1:15.819	1:16.011	0.192
12	68	BOULTON	25.957	95	LINES	20.394	95	LINES	30.178	12	95	LINES	1:16.534	1:16.534	0.000
13	95	LINES	25.962	68	BOULTON	20.570	40	HALSTEAD	30.264	13	68	BOULTON	1:16.843	1:17.147	0.304
14	40	HALSTEAD	26.138	10	GOLDSMITH	20.615	68	BOULTON	30.316	14	40	HALSTEAD	1:17.043	1:17.191	0.148
15	10	GOLDSMITH	26.582	40	HALSTEAD	20.641	10	GOLDSMITH	31.251	15	10	GOLDSMITH	1:18.448	1:18.493	0.045

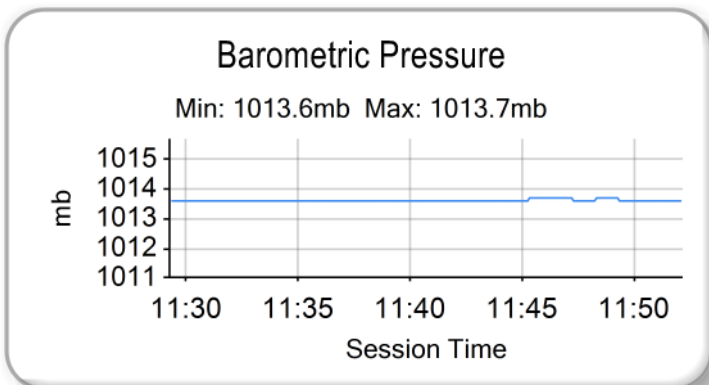
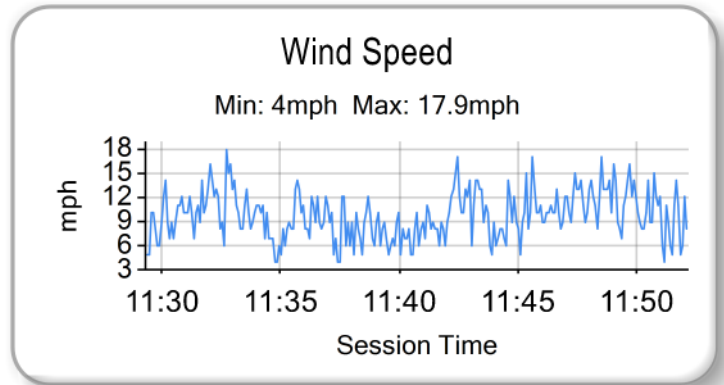
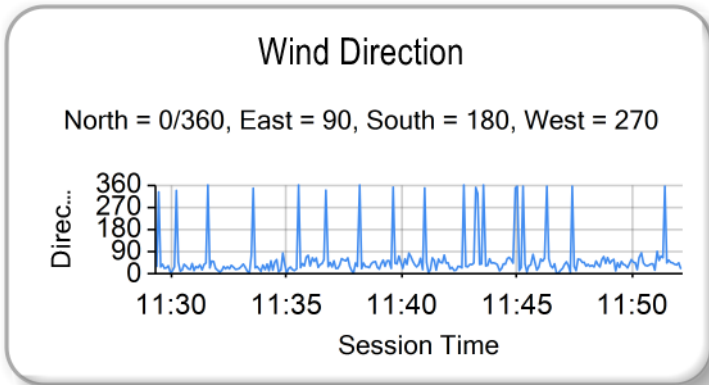
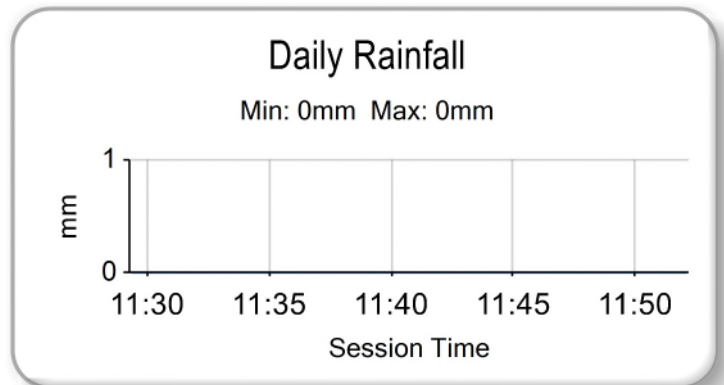
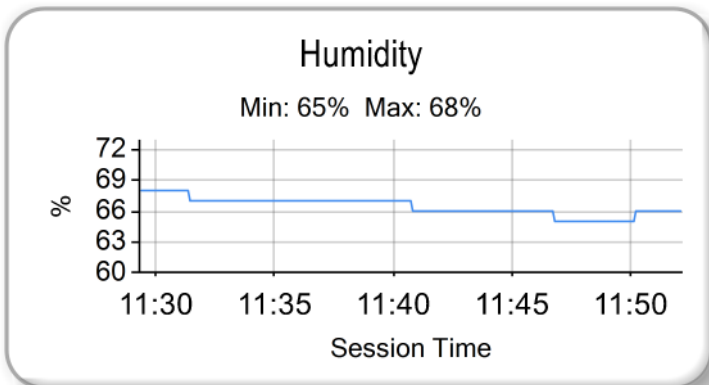
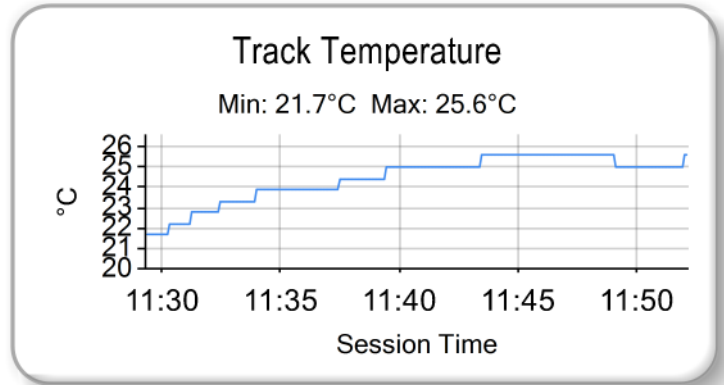
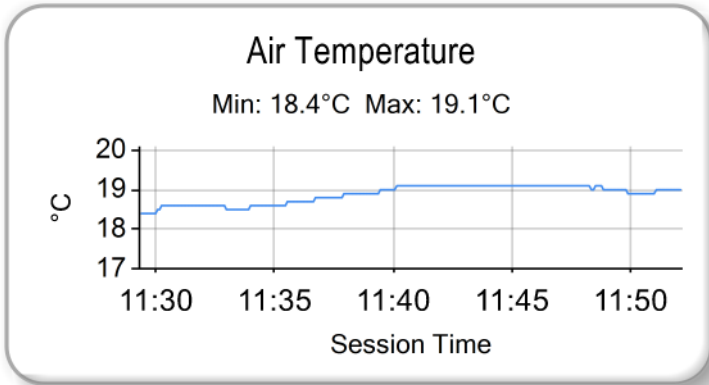
Weather / Track : Bright / Dry

Results can be found at www.tsl-timing.com

Thruxton
 Circuit Length = 2.3560 miles
 Start: 11:31 Flag 11:51 End: 11:52

Printed - 11:52 Saturday, 19 September 2020

2020 Millers Oils Ginetta GT4 SuperCup
QUALIFYING - ROUND 9 - WEATHER CONDITIONS



Weather / Track : Bright / Dry

Results can be found at www.tsl-timing.com

Thruxton
 Circuit Length = 2.3560 miles
 Start: 11:31 Flag 11:51 End: 11:52

Printed - 11:53 Saturday, 19 September 2020

2020 Millers Oils Ginetta GT4 SuperCup

QUALIFYING - ROUND 9 - STATISTICS

Competitors Started 15
Planned Start 2020-09-19 @ 11:35:00.000
Actual Start 2020-09-19 @ 11:31:01.536
Finish Time 2020-09-19 @ 11:51:02.816
Track Length 2.3560mi.
Total Laps 99
Total Distance Covered 233.2443mi.

Session Fastest Lap History

NO	CL	NAME	LAP TIME	TIME OF DAY	LAP	VEHICLE
19	Am	Carl GARNETT	1:19.632	11:34:19.936	1	AK Motorsport
12	Pro	Reece SOMERFIELD	1:18.762	11:34:44.210	1	Privateer
19	Am	Carl GARNETT	1:15.725	11:35:35.662	2	AK Motorsport
11	ProAm	Chris SALKELD	1:15.136	11:37:00.852	3	Assetto Motorsport
14	Pro	Will BURNS	1:14.454	11:40:32.147	3	Rob Boston Racing
57	Pro	Gus BURTON	1:13.913	11:40:58.959	3	Century Motorsport
57	Pro	Gus BURTON	1:13.778	11:42:12.738	4	Century Motorsport

Flag History

TYPE	TIME OF DAY
GREEN	11:31:01.536
FINISH	11:51:02.816

Flag Statistics

TYPE	COUNT	TOTAL LAPS	TOTAL TIME
Green	1	11	21:04.526
Red	0	0	0.000
Safety Car	0	0	0.000
FCY	0	0	0.000

Weather / Track : Bright / Dry

2020 Millers Oils Ginetta GT4 SuperCup
QUALIFYING - ROUND 9 - STATISTICS

CLASS : Pro

7 Starters

Fastest Lap History

NO	NAME	LAP TIME	TIME OF DAY	LAP	VEHICLE
12	Reece SOMERFIELD	1:18.762	11:34:44.210	1	Privateer
12	Reece SOMERFIELD	1:15.798	11:36:00.008	2	Privateer
12	Reece SOMERFIELD	1:15.700	11:37:15.708	3	Privateer
14	Will BURNS	1:14.454	11:40:32.147	3	Rob Boston Racing
57	Gus BURTON	1:13.913	11:40:58.959	3	Century Motorsport
57	Gus BURTON	1:13.778	11:42:12.738	4	Century Motorsport

Weather / Track : Bright / Dry

Results can be found at www.tsl-timing.com

Page 2 of 4

Thruxton
Circuit Length = 2.3560 miles
Start: 11:31 Flag 11:51 End: 11:52

Printed - 11:53 Saturday, 19 September 2020

2020 Millers Oils Ginetta GT4 SuperCup
QUALIFYING - ROUND 9 - STATISTICS

CLASS : ProAm

4 Starters

Fastest Lap History

NO	NAME	LAP TIME	TIME OF DAY	LAP	VEHICLE
68	Eric BOULTON	1:25.901	11:34:21.593	1	Team HARD
68	Eric BOULTON	1:18.094	11:35:39.687	2	Team HARD
11	Chris SALKELD	1:15.897	11:35:45.717	2	Assetto Motorsport
11	Chris SALKELD	1:15.136	11:37:00.852	3	Assetto Motorsport
27	Tom EMSON	1:14.957	11:44:24.114	3	Elite Motorsport

Weather / Track : Bright / Dry

Results can be found at www.tsl-timing.com

Page 3 of 4

Thruxton
Circuit Length = 2.3560 miles
Start: 11:31 Flag 11:51 End: 11:52

Printed - 11:53 Saturday, 19 September 2020

2020 Millers Oils Ginetta GT4 SuperCup
QUALIFYING - ROUND 9 - STATISTICS

CLASS : Am

4 Starters

Fastest Lap History

NO	NAME	LAP TIME	TIME OF DAY	LAP	VEHICLE
19	Carl GARNETT	1:19.632	11:34:19.936	1	AK Motorsport
19	Carl GARNETT	1:15.725	11:35:35.662	2	AK Motorsport

Weather / Track : Bright / Dry

Results can be found at www.tsl-timing.com

Page 4 of 4

Thruxton
Circuit Length = 2.3560 miles
Start: 11:31 Flag 11:51 End: 11:52

Printed - 11:53 Saturday, 19 September 2020

2020 Millers Oils Ginetta GT4 SuperCup
ROUND 9 - GRID (20 minutes / 12 Laps)

ROW 8	15	1:18.493	10 Lee GOLDSMITH				
					14	1:17.191	40 Nick HALSTEAD
ROW 7	13	1:16.534	95 Stewart LINES				
					12	1:15.725	19 Carl GARNETT
ROW 6	11	1:17.147	68 Eric BOULTON				
					10	1:16.011	78 Colin WHITE
ROW 5	9	1:15.136	11 Chris SALKELD				
					8	1:14.957	27 Tom EMSON
ROW 4	7	1:15.700	12 Reece SOMERFIELD				
					6	1:15.061	99 Joe MARSHALL-BIRKS
ROW 3	5	1:14.578	81 Tom HIBBERT				
					4	1:14.234	92 Jamie FALVEY
ROW 2	3	1:14.182	14 Will BURNS				
					2	1:13.859	54 Adam SMALLEY
ROW 1	1	1:13.778	57 Gus BURTON				
			Pole				

Thruxton
 Circuit Length = 2.3560 miles

These results are provisional until the conclusion of any judicial and technical matters.

Clerk Of Course :	Steward :	Timekeeper :

Results can be found at www.tsl-timing.com

Printed - 11:55 Saturday, 19 September 2020



2020 Millers Oils Ginetta GT4 SuperCup

ROUND 9 - CLASSIFICATION

POS	NO	CL	PIC NAME	NAT	ENTRY	LAPS	TIME	GAP	DIFF	MPH	BEST	ON
1	92	Pro	1 Jamie FALVEY	GBR	Motion Capital Racing	13	20:42.199			88.76	1:15.047	9
2	14	Pro	2 Will BURNS	GBR	Rob Boston Racing	13	20:44.517	2.318	2.318	88.59	1:15.423	11
3	81	Pro	3 Tom HIBBERT	GBR	Triple M Motorsport	13	20:52.052	9.853	7.535	88.06	1:16.443	13
4	12	Pro	4 Reece SOMERFIELD	GBR	Privateer	13	20:54.886	12.687	2.834	87.86	1:16.597	9
5	27	ProAm	1 Tom EMSON	GBR	Elite Motorsport	13	20:55.061	12.862	0.175	87.85	1:15.717	8
6	78	ProAm	2 Colin WHITE	GBR	CWS Motorsport	13	20:55.475	13.276	0.414	87.82	1:16.228	8
7	11	ProAm	3 Chris SALKELD	GBR	Assetto Motorsport	13	20:56.057	13.858	0.582	87.78	1:16.122	2
8	19	Am	1 Carl GARNETT	GBR	AK Motorsport	13	20:58.600	16.401	2.543	87.60	1:16.777	9
9	68	ProAm	4 Eric BOULTON	GBR	Team HARD	13	21:01.919	19.720	3.319	87.37	1:17.502	9
10	95	Am	2 Stewart LINES	GBR	Triple M Motorsport	13	21:02.360	20.161	0.441	87.34	1:17.506	11
11	10	Am	3 Lee GOLDSMITH	GBR	Assetto Motorsport	13	21:13.845	31.646	11.485	86.55	1:18.816	10
12	99	Pro	5 Joe MARSHALL-BIRKS	GBR	Rob Boston Racing	13	21:15.416	33.217	1.571	86.45	1:16.417	9

NOT CLASSIFIED

DNF	54	Pro	Adam SMALLEY	GBR	Elite Motorsport	1	2:18.846	12 Laps	12 Laps	61.08		
DNF	57	Pro	Gus BURTON	GBR	Century Motorsport	0						

FASTEST LAP

	92	Pro	Jamie FALVEY	GBR	Motion Capital Racing	9	1:15.047	113.01 mph	181.88 kph
	27	ProAm	Tom EMSON	GBR	Elite Motorsport	8	1:15.717	112.01 mph	180.27 kph
	19	Am	Carl GARNETT	GBR	AK Motorsport	9	1:16.777	110.47 mph	177.78 kph

Weather / Track : Cloudy / Dry

These results are provisional until the conclusion of any judicial and technical matters.

Thruxton

Circuit Length = 2.3560 miles

Start: 16:41 Flag 17:02 End: 17:02

Clerk Of Course :	Steward :	Timekeeper :
-------------------	-----------	--------------

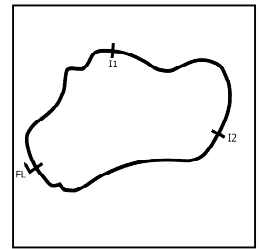
Results can be found at www.tsl-timing.com

Printed - 17:03 Saturday, 19 September 2020



2020 Millers Oils Ginetta GT4 SuperCup

ROUND 9 - SECTOR ANALYSIS



SECTOR 1 = FL to I1, SECTOR 2 = I1 to I2, SECTOR 3 = I2 to FL, DIFF = Difference To Personal Best Lap, P = Crossed Finish Line in Pit Lane, D = Time Disallowed

P1		92 Pro		Jamie FALVEY		Motion Capital Racing				
IDEAL LAP TIME : 1:14.960		BEST LAP TIME : 1:15.047		DIFFERENCE : 0.087						
LAP	SECTOR 1		SECTOR 2		SECTOR 3		LAP TIME	MPH	DIFF	TIME OF DAY
1 -		105.0	20.226	133.1	29.492	102.7	1:21.801	103.68	6.754	16:42:48.327
2 -	25.809	106.6	20.133	133.4	29.571	102.9	1:15.513	112.31	0.466	16:44:03.840
3 -	25.726	108.9	21.055	90.0	46.126	65.3	1:32.907	91.29	17.860	16:45:36.747
4 -	39.415	75.7	29.318	89.4	49.180	58.8	1:57.913	71.93	42.866	16:47:34.660
5 -	45.687	64.4	38.091	64.2	58.881	56.8	2:22.659	59.45	1:07.612	16:49:57.319
6 -	47.890	61.4	40.183	70.7	59.949	53.2	2:28.022	57.29	1:12.975	16:52:25.341
7 -	50.652	60.5	33.073	80.8	47.806	102.9	2:11.531	64.48	56.484	16:54:36.872
8 -	25.768	109.4	19.998	134.2	29.285	103.5	1:15.051 (2)	113.01	0.004	16:55:51.923
9 -	25.677	109.2	20.012	134.4	29.358	103.4	1:15.047 (1)	113.01		16:57:06.970
10 -	25.723	109.1	20.112	133.6	29.492	103.2	1:15.327	112.59	0.280	16:58:22.297
11 -	25.797	108.9	20.088	133.9	29.337	103.0	1:15.222 (3)	112.75	0.175	16:59:37.519
12 -	25.783	109.2	20.142	132.8	29.403	103.4	1:15.328	112.59	0.281	17:00:52.847
13 -	25.929	108.5	20.259	132.3	29.690	100.7	1:15.878	111.77	0.831	17:02:08.725

P2		14 Pro		Will BURNS		Rob Boston Racing				
IDEAL LAP TIME : 1:15.295		BEST LAP TIME : 1:15.423		DIFFERENCE : 0.128						
LAP	SECTOR 1		SECTOR 2		SECTOR 3		LAP TIME	MPH	DIFF	TIME OF DAY
1 -		105.5	20.600	132.3	29.781	102.2	1:22.672	102.59	7.249	16:42:49.198
2 -	25.726	109.2	20.204	133.6	29.588	102.9	1:15.518	112.31	0.095	16:44:04.716
3 -	38.119	73.3	31.780	85.5	38.044	96.9	1:47.943	78.57	32.520	16:45:52.659
4 -	29.075	102.1	24.840	94.2	49.108	58.5	1:43.023	82.32	27.600	16:47:35.682
5 -	45.597	65.4	38.070	65.0	58.997	57.2	2:22.664	59.45	1:07.241	16:49:58.346
6 -	47.717	62.6	40.261	68.0	1:00.162	51.4	2:28.140	57.25	1:12.717	16:52:26.486
7 -	50.397	59.6	32.933	88.4	47.344	103.2	2:10.674	64.90	55.251	16:54:37.160
8 -	26.089	108.2	20.195	134.2	29.452	102.4	1:15.736	111.98	0.313	16:55:52.896
9 -	25.703	108.7	20.251	133.4	29.518	102.7	1:15.472 (2)	112.38	0.049	16:57:08.368
10 -	25.777	108.9	20.176	133.9	29.541	103.0	1:15.494 (3)	112.34	0.071	16:58:23.862
11 -	25.777	108.9	20.140	133.6	29.506	102.7	1:15.423 (1)	112.45		16:59:39.285
12 -	25.854	108.5	20.235	133.6	29.604	102.2	1:15.693	112.05	0.270	17:00:54.978
13 -	25.834	109.1	20.292	132.8	29.939	102.4	1:16.065	111.50	0.642	17:02:11.043

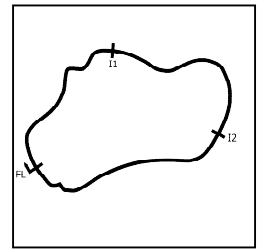
P3		81 Pro		Tom HIBBERT		Triple M Motorsport				
IDEAL LAP TIME : 1:16.070		BEST LAP TIME : 1:16.443		DIFFERENCE : 0.373						
LAP	SECTOR 1		SECTOR 2		SECTOR 3		LAP TIME	MPH	DIFF	TIME OF DAY
1 -		106.1	21.095	131.5	29.911	103.7	1:23.714	101.31	7.271	16:42:50.240
2 -	26.318	108.5	20.303	133.9	30.085	101.6	1:16.706	110.57	0.263	16:44:06.946
3 -	38.156	70.1	31.471	85.5	38.399	99.7	1:48.026	78.51	31.583	16:45:54.972
4 -	30.556	102.1	24.016	105.5	48.000	62.7	1:42.572	82.68	26.129	16:47:37.544
5 -	45.423	61.8	38.859	66.3	58.321	58.2	2:22.603	59.47	1:06.160	16:50:00.147
6 -	47.697	70.5	40.687	73.9	59.811	55.5	2:28.195	57.23	1:11.752	16:52:28.342
7 -	50.609	60.6	34.316	86.1	44.901	102.7	2:09.826	65.33	53.383	16:54:38.168
8 -	26.055	109.6	20.677	133.4	29.732	104.2	1:16.464 (2)	110.92	0.021	16:55:54.632
9 -	26.123	108.4	20.434	133.9	30.072	103.4	1:16.629 (3)	110.68	0.186	16:57:11.261
10 -	26.138	109.6	20.684	131.8	29.883	103.4	1:16.705	110.57	0.262	16:58:27.966
11 -	26.245	109.2	20.553	133.6	30.561	100.3	1:17.359	109.63	0.916	16:59:45.325
12 -	26.366	107.3	20.532	133.1	29.912	103.2	1:16.810	110.42	0.367	17:01:02.135
13 -	26.144	109.2	20.283	132.8	30.016	101.3	1:16.443 (1)	110.95		17:02:18.578

Weather / Track : Cloudy / Dry

Thrupton
Circuit Length = 2.3560 miles
Start: 16:41 Flag 17:02 End: 17:02

2020 Millers Oils Ginetta GT4 SuperCup

ROUND 9 - SECTOR ANALYSIS



SECTOR 1 = FL to I1, SECTOR 2 = I1 to I2, SECTOR 3 = I2 to FL, DIFF = Difference To Personal Best Lap, P = Crossed Finish Line in Pit Lane, D = Time Disallowed

P4		12 Pro Reece SOMERFIELD				Privateer				
IDEAL LAP TIME : 1:16.281		BEST LAP TIME : 1:16.597				DIFFERENCE : 0.316				
LAP	SECTOR 1	SECTOR 2		SECTOR 3		LAP TIME	MPH	DIFF	TIME OF DAY	
1 -		106.8	21.048	132.3	30.037	102.6	1:23.519	101.55	6.922	16:42:50.045
2 -	26.044	108.9	20.356	132.3	30.278	101.3	1:16.678 (2)	110.61	0.081	16:44:06.723
3 -	37.472	79.2	31.883	83.0	38.488	99.8	1:47.843	78.64	31.246	16:45:54.566
4 -	30.467	104.0	24.151	100.9	47.338	60.4	1:41.956	83.18	25.359	16:47:36.522
5 -	45.842	63.7	38.718	66.1	58.182	58.2	2:22.742	59.41	1:06.145	16:49:59.264
6 -	47.951	60.9	40.498	69.7	1:00.045	51.9	2:28.494	57.11	1:11.897	16:52:27.758
7 -	50.211	60.3	33.994	100.4	45.693	104.3	2:09.898	65.29	53.301	16:54:37.656
8 -	26.341	108.2	20.583	131.0	29.891	103.7	1:16.815	110.41	0.218	16:55:54.471
9 -	26.129	108.7	20.413	132.1	30.055	103.2	1:16.597 (1)	110.73		16:57:11.068
10 -	26.104	108.0	20.505	132.1	30.123	103.4	1:16.732 (3)	110.53	0.135	16:58:27.800
11 -	26.194	108.2	20.346	132.8	30.793	100.4	1:17.333	109.67	0.736	16:59:45.133
12 -	26.562	104.8	21.110	131.8	30.127	103.0	1:17.799	109.01	1.202	17:01:02.932
13 -	26.521	107.3	20.634	131.8	31.325	97.5	1:18.480	108.07	1.883	17:02:21.412

P5		27 ProAm Tom EMSON				Elite Motorsport				
IDEAL LAP TIME : 1:15.519		BEST LAP TIME : 1:15.717				DIFFERENCE : 0.198				
LAP	SECTOR 1	SECTOR 2		SECTOR 3		LAP TIME	MPH	DIFF	TIME OF DAY	
1 -		106.6	21.247	132.3	31.555	97.1	1:25.925	98.70	10.208	16:42:52.451
2 -	27.954	106.8	20.742	132.1	29.798	101.8	1:18.494	108.05	2.777	16:44:10.945
3 -	38.955	69.6	30.069	85.5	42.119	87.8	1:51.143	76.31	35.426	16:46:02.088
4 -	31.327	99.5	24.265	109.4	43.985	60.0	1:39.577	85.17	23.860	16:47:41.665
5 -	45.377	58.9	38.663	65.7	59.131	58.7	2:23.171	59.24	1:07.454	16:50:04.836
6 -	49.191	65.2	38.709	66.7	1:01.088	61.4	2:28.988	56.92	1:13.271	16:52:33.824
7 -	49.324	58.0	34.693	76.3	43.302	103.2	2:07.319	66.61	51.602	16:54:41.143
8 -	25.951	108.5	20.300	132.8	29.466	103.8	1:15.717 (1)	112.01		16:55:56.860
9 -	25.886	108.4	20.206	133.4	30.043	104.3	1:16.135 (2)	111.40	0.418	16:57:12.995
10 -	25.988	109.1	20.434	131.0	30.027	103.5	1:16.449 (3)	110.94	0.732	16:58:29.444
11 -	25.847	109.2	20.620	132.6	30.338	101.0	1:16.805	110.43	1.088	16:59:46.249
12 -	27.080	106.5	20.361	133.1	29.692	103.7	1:17.133	109.96	1.416	17:01:03.382
13 -	26.680	108.7	20.602	131.8	30.923	96.9	1:18.205	108.45	2.488	17:02:21.587

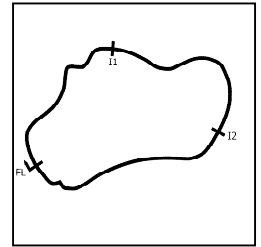
P6		78 ProAm Colin WHITE				CWS Motorsport				
IDEAL LAP TIME : 1:15.993		BEST LAP TIME : 1:16.228				DIFFERENCE : 0.235				
LAP	SECTOR 1	SECTOR 2		SECTOR 3		LAP TIME	MPH	DIFF	TIME OF DAY	
1 -		105.1	21.074	130.8	30.915	101.0	1:25.888	98.75	9.660	16:42:52.414
2 -	27.376	106.0	20.420	132.8	29.811	95.8	1:17.607	109.28	1.379	16:44:10.021
3 -	38.662	63.0	30.279	83.4	41.523	77.6	1:50.464	76.78	34.236	16:46:00.485
4 -	31.475	104.3	24.644	110.7	43.546	66.7	1:39.665	85.10	23.437	16:47:40.150
5 -	45.618	61.5	38.753	62.4	58.873	60.2	2:23.244	59.21	1:07.016	16:50:03.394
6 -	48.980	65.1	38.725	67.9	1:01.173	57.4	2:28.878	56.97	1:12.650	16:52:32.272
7 -	49.238	57.9	34.856	76.6	43.778	103.2	2:07.872	66.32	51.644	16:54:40.144
8 -	26.133	107.3	20.394	132.8	29.701	102.6	1:16.228 (1)	111.26		16:55:56.372
9 -	26.011	107.5	20.423	130.3	29.867	102.4	1:16.301 (2)	111.15	0.073	16:57:12.673
10 -	26.056	108.9	20.662	129.3	30.751	102.1	1:17.469	109.48	1.241	16:58:30.142
11 -	25.944	107.5	20.455	132.6	30.278	102.9	1:16.677 (3)	110.61	0.449	16:59:46.819
12 -	27.063	106.0	20.869	131.3	30.094	102.1	1:18.026	108.70	1.798	17:01:04.845
13 -	26.163	109.1	20.348	132.3	30.645	100.6	1:17.156	109.92	0.928	17:02:22.001

Weather / Track : Cloudy / Dry

Thurxton
Circuit Length = 2.3560 miles
Start: 16:41 Flag 17:02 End: 17:02

2020 Millers Oils Ginetta GT4 SuperCup

ROUND 9 - SECTOR ANALYSIS



SECTOR 1 = FL to I1, SECTOR 2 = I1 to I2, SECTOR 3 = I2 to FL, DIFF = Difference To Personal Best Lap, P = Crossed Finish Line in Pit Lane, D = Time Disallowed

P7 11 ProAm Chris SALKELD			Assetto Motorsport							
IDEAL LAP TIME : 1:15.873		BEST LAP TIME : 1:16.122		DIFFERENCE : 0.249						
LAP	SECTOR 1	SECTOR 2	SECTOR 3	LAP TIME	MPH	DIFF	TIME OF DAY			
1 -	105.5	21.124	132.6	30.996	99.7	1:25.581	99.10	9.459	16:42:52.107	
2 -	26.116	107.8	20.194	133.4	29.812	103.2	1:16.122 (1)	111.42		16:44:08.229
3 -	39.076	66.6	31.092	80.4	41.313	84.8	1:51.481	76.08	35.359	16:45:59.710
4 -	31.524	96.6	24.860	109.8	42.962	58.2	1:39.346	85.37	23.224	16:47:39.056
5 -	45.708	58.0	38.622	66.3	57.940	58.1	2:22.270	59.61	1:06.148	16:50:01.326
6 -	48.928	61.1	39.681	71.3	1:00.545	57.7	2:29.154	56.86	1:13.032	16:52:30.480
7 -	50.028	58.2	34.930	75.7	44.121	103.8	2:09.079	65.70	52.957	16:54:39.559
8 -	26.077	107.2	20.392	133.1	29.670	103.2	1:16.139 (2)	111.39	0.017	16:55:55.698
9 -	26.009	108.7	20.386	133.1	29.993	103.0	1:16.388 (3)	111.03	0.266	16:57:12.086
10 -	26.236	108.9	20.622	132.3	29.965	103.2	1:16.823	110.40	0.701	16:58:28.909
11 -	26.159	108.2	20.582	132.3	30.425	101.5	1:17.166	109.91	1.044	16:59:46.075
12 -	27.652	104.6	20.642	132.3	29.852	102.7	1:18.146	108.53	2.024	17:01:04.221
13 -	26.423	107.0	20.569	132.1	31.370	89.9	1:18.362	108.23	2.240	17:02:22.583

P8 19 Am Carl GARNETT			AK Motorsport							
IDEAL LAP TIME : 1:16.309		BEST LAP TIME : 1:16.777		DIFFERENCE : 0.468						
LAP	SECTOR 1	SECTOR 2	SECTOR 3	LAP TIME	MPH	DIFF	TIME OF DAY			
1 -	101.3	21.056	130.8	30.363	102.1	1:26.264	98.32	9.487	16:42:52.790	
2 -	27.381	106.3	20.612	132.1	29.925	98.5	1:17.918	108.85	1.141	16:44:10.708
3 -	38.690	67.3	30.187	81.8	41.467	78.2	1:50.344	76.86	33.567	16:46:01.052
4 -	31.584	102.2	24.701	109.2	43.597	67.4	1:39.882	84.91	23.105	16:47:40.934
5 -	45.523	61.2	38.511	65.0	59.015	60.1	2:23.049	59.29	1:06.272	16:50:03.983
6 -	49.130	67.2	38.828	69.0	1:01.094	53.3	2:29.052	56.90	1:12.275	16:52:33.035
7 -	49.220	60.3	34.825	75.2	43.896	102.1	2:07.941	66.29	51.164	16:54:40.976
8 -	26.855	107.0	20.479	132.8	29.922	102.2	1:17.256	109.78	0.479	16:55:58.232
9 -	25.976	109.1	20.411	132.3	30.390	100.7	1:16.777 (1)	110.47		16:57:15.009
10 -	26.131	108.5	20.601	132.3	30.444	102.6	1:17.176 (2)	109.89	0.399	16:58:32.185
11 -	26.124	108.9	20.562	131.8	30.500	102.1	1:17.186 (3)	109.88	0.409	16:59:49.371
12 -	26.299	108.0	20.704	132.3	30.520	101.9	1:17.523	109.40	0.746	17:01:06.894
13 -	26.387	106.8	20.805	130.5	31.040	101.5	1:18.232	108.41	1.455	17:02:25.126

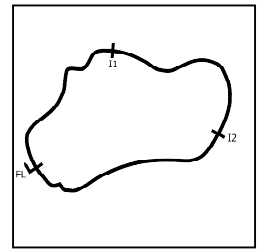
P9 68 ProAm Eric BOULTON			Team HARD							
IDEAL LAP TIME : 1:16.830		BEST LAP TIME : 1:17.502		DIFFERENCE : 0.672						
LAP	SECTOR 1	SECTOR 2	SECTOR 3	LAP TIME	MPH	DIFF	TIME OF DAY			
1 -	101.8	21.225	132.3	30.366	102.1	1:26.908	97.59	9.406	16:42:53.434	
2 -	27.402	106.6	20.541	133.1	30.183	101.5	1:18.126	108.56	0.624	16:44:11.560
3 -	39.042	70.9	30.041	82.4	41.944	84.3	1:51.027	76.39	33.525	16:46:02.587
4 -	31.518	102.4	24.045	108.7	44.052	58.4	1:39.615	85.14	22.113	16:47:42.202
5 -	45.671	58.8	38.490	67.7	59.051	57.3	2:23.212	59.22	1:05.710	16:50:05.414
6 -	49.556	57.9	38.560	60.1	1:01.071	62.4	2:29.187	56.85	1:11.685	16:52:34.601
7 -	49.164	57.7	34.728	74.8	43.612	100.1	2:07.504	66.52	50.002	16:54:42.105
8 -	27.060	105.5	20.570	132.3	30.350	101.5	1:17.980	108.76	0.478	16:56:00.085
9 -	26.162	107.2	20.729	131.0	30.611	101.9	1:17.502 (1)	109.43		16:57:17.587
10 -	26.163	107.0	20.963	130.3	30.696	101.3	1:17.822	108.98	0.320	16:58:35.409
11 -	26.308	107.7	20.844	130.0	30.407	101.6	1:17.559 (2)	109.35	0.057	16:59:52.968
12 -	26.432	107.0	21.014	130.5	30.127	101.3	1:17.573 (3)	109.33	0.071	17:01:10.541
13 -	26.322	106.8	21.025	130.0	30.557	99.8	1:17.904	108.87	0.402	17:02:28.445

Weather / Track : Cloudy / Dry

Thrupton
Circuit Length = 2.3560 miles
Start: 16:41 Flag 17:02 End: 17:02

2020 Millers Oils Ginetta GT4 SuperCup

ROUND 9 - SECTOR ANALYSIS



SECTOR 1 = FL to I1, SECTOR 2 = I1 to I2, SECTOR 3 = I2 to FL, DIFF = Difference To Personal Best Lap, P = Crossed Finish Line in Pit Lane, D = Time Disallowed

P10 95 Am Stewart LINES		Tirple M Motorsport								
IDEAL LAP TIME : 1:17.094		BEST LAP TIME : 1:17.506		DIFFERENCE : 0.412						
LAP	SECTOR 1	SECTOR 2	SECTOR 3	LAP TIME	MPH	DIFF	TIME OF DAY			
1 -		104.3	21.300	132.6	30.834	101.3	1:27.722	96.68	10.216	16:42:54.248
2 -	27.111	107.3	20.657	132.8	30.341	93.2	1:18.109	108.58	0.603	16:44:12.357
3 -	38.834	70.7	29.916	84.9	42.177	92.5	1:50.927	76.46	33.421	16:46:03.284
4 -	31.986	101.8	23.537	109.6	44.138	64.3	1:39.661	85.10	22.155	16:47:42.945
5 -	45.627	62.3	38.317	67.7	59.019	62.2	2:22.963	59.32	1:05.457	16:50:05.908
6 -	49.714	62.7	38.597	61.6	1:01.258	65.5	2:29.569	56.70	1:12.063	16:52:35.477
7 -	49.183	56.5	34.542	78.9	43.146	101.8	2:06.871	66.85	49.365	16:54:42.348
8 -	27.188	105.1	20.786	132.1	30.318	100.7	1:18.292	108.33	0.786	16:56:00.640
9 -	26.224	107.8	20.767	131.5	30.576	101.3	1:17.567 (2)	109.34	0.061	16:57:18.207
10 -	26.173	106.6	20.849	131.8	30.594	102.1	1:17.616 (3)	109.27	0.110	16:58:35.823
11 -	26.526	107.5	20.677	132.1	30.303	102.4	1:17.506 (1)	109.43		16:59:53.329
12 -	26.599	108.2	20.983	131.0	30.264	101.5	1:17.846	108.95	0.340	17:01:11.175
13 -	26.463	107.0	20.827	130.8	30.421	100.7	1:17.711	109.14	0.205	17:02:28.886

P11 10 Am Lee GOLDSMITH		Assetto Motorsport								
IDEAL LAP TIME : 1:18.659		BEST LAP TIME : 1:18.816		DIFFERENCE : 0.157						
LAP	SECTOR 1	SECTOR 2	SECTOR 3	LAP TIME	MPH	DIFF	TIME OF DAY			
1 -		103.0	21.464	129.5	30.965	100.0	1:28.561	95.77	9.745	16:42:55.087
2 -	27.711	102.2	21.188	129.5	30.983	100.0	1:19.882	106.17	1.066	16:44:14.969
3 -	37.089	78.8	29.859	84.3	42.059	85.3	1:49.007	77.80	30.191	16:46:03.976
4 -	31.900	104.2	23.458	106.3	44.167	59.3	1:39.525	85.22	20.709	16:47:43.501
5 -	46.020	77.7	38.140	74.9	58.722	63.8	2:22.882	59.36	1:04.066	16:50:06.383
6 -	49.948	66.7	38.411	55.9	1:01.847	58.2	2:30.206	56.46	1:11.390	16:52:36.589
7 -	48.596	56.4	34.683	82.2	43.502	98.5	2:06.781	66.89	47.965	16:54:43.370
8 -	27.048	103.4	21.391	128.8	31.087	99.4	1:19.526	106.65	0.710	16:56:02.896
9 -	26.778	108.7	20.916	129.3	31.212	99.8	1:18.906 (2)	107.49	0.090	16:57:21.802
10 -	26.778	107.7	20.987	129.0	31.051	99.8	1:18.816 (1)	107.61		16:58:40.618
11 -	27.726	105.3	21.246	129.8	31.524	99.8	1:20.496	105.36	1.680	17:00:01.114
12 -	26.891	107.7	21.051	129.5	31.473	99.4	1:19.415 (3)	106.80	0.599	17:01:20.529
13 -	27.264	106.5	20.996	129.0	31.582	97.1	1:19.842	106.22	1.026	17:02:40.371

P12 99 Pro Joe MARSHALL-BIRKS		Rob Boston Racing								
IDEAL LAP TIME : 1:16.139		BEST LAP TIME : 1:16.417		DIFFERENCE : 0.278						
LAP	SECTOR 1	SECTOR 2	SECTOR 3	LAP TIME	MPH	DIFF	TIME OF DAY			
1 -		106.5	21.114	132.8	30.057	102.2	1:24.120	100.82	7.703	16:42:50.646
2 -	26.475	108.5	20.294	133.6	29.812	98.2	1:16.581 (3)	110.75	0.164	16:44:07.227
3 -	38.510	67.5	31.507	81.9	40.723	84.3	1:50.740	76.59	34.323	16:45:57.967
4 -	31.696	93.8	24.533	114.3	44.012	59.7	1:40.241	84.61	23.824	16:47:38.208
5 -	45.493	63.1	38.849	66.3	58.091	53.2	2:22.433	59.54	1:06.016	16:50:00.641
6 -	48.549	64.0	39.872	67.9	1:00.346	60.1	2:28.767	57.01	1:12.350	16:52:29.408
7 -	49.975	65.5	34.990	81.8	44.225	101.5	2:09.190	65.65	52.773	16:54:38.598
8 -	26.416	107.5	20.337	133.4	29.759	103.2	1:16.512 (2)	110.85	0.095	16:55:55.110
9 -	26.160	108.9	20.220	133.6	30.037	103.4	1:16.417 (1)	110.99		16:57:11.527
10 -	26.474	108.5	20.421	132.3	29.885	103.5	1:16.780	110.46	0.363	16:58:28.307
11 -	26.273	108.9	20.561	132.8	30.390	99.1	1:17.224	109.83	0.807	16:59:45.531
12 -	26.817	108.2	20.703	132.3	30.125	103.2	1:17.645	109.23	1.228	17:01:03.176
13 -	26.691	108.5	20.421	133.1	51.654	79.0	1:38.766	85.87	22.349	17:02:41.942

P13 54 Pro Adam SMALLEY		Elite Motorsport								
IDEAL LAP TIME :		BEST LAP TIME :		DIFFERENCE :						
LAP	SECTOR 1	SECTOR 2	SECTOR 3	LAP TIME	MPH	DIFF	TIME OF DAY			
1 -	61.5	53.321	61.0	IN PIT	2:18.846	P	61.08			16:43:45.372

Weather / Track : Cloudy / Dry

Thruxton
Circuit Length = 2.3560 miles
Start: 16:41 Flag 17:02 End: 17:02

2020 Millers Oils Ginetta GT4 SuperCup

ROUND 9 - BEST SPEEDS

POS	INTERMEDIATE 1			INTERMEDIATE 2			FINISH LINE		
	NO	NAME	MPH	NO	NAME	MPH	NO	NAME	MPH
1	81	HIBBERT	109.6	92	FALVEY	134.4	12	SOMERFIELD	104.3
2	92	FALVEY	109.4	14	BURNS	134.2	27	EMSON	104.3
3	14	BURNS	109.2	81	HIBBERT	133.9	81	HIBBERT	104.2
4	27	EMSON	109.2	99	MARSHALL-BIRKS	133.6	11	SALKELD	103.8
5	78	WHITE	109.1	27	EMSON	133.4	92	FALVEY	103.5
6	19	GARNETT	109.1	11	SALKELD	133.4	99	MARSHALL-BIRKS	103.5
7	12	SOMERFIELD	108.9	68	BOULTON	133.1	14	BURNS	103.2
8	11	SALKELD	108.9	12	SOMERFIELD	132.8	78	WHITE	103.2
9	99	MARSHALL-BIRKS	108.9	78	WHITE	132.8	19	GARNETT	102.6
10	10	GOLDSMITH	108.7	19	GARNETT	132.8	95	LINES	102.4
11	95	LINES	108.2	95	LINES	132.8	68	BOULTON	102.1
12	68	BOULTON	107.7	10	GOLDSMITH	129.8	10	GOLDSMITH	100.0
13	54	SMALLEY	61.5	54	SMALLEY	61.0			
14									

Weather / Track : Cloudy / Dry

Results can be found at www.tsl-timing.com

Thrupton
Circuit Length = 2.3560 miles
Start: 16:41 Flag 17:02 End: 17:02

Printed - 17:04 Saturday, 19 September 2020

2020 Millers Oils Ginetta GT4 SuperCup

ROUND 9 - BEST SECTORS

SECTOR 1			SECTOR 2			SECTOR 3			IDEAL / BEST COMPARISON						
POS	NO	NAME	TIME	NO	NAME	TIME	NO	NAME	TIME	POS	NO	NAME	IDEAL	BEST	DIFF
													PERFECT LAP	1:14.960	
1	92	FALVEY	25.677	92	FALVEY	19.998	92	FALVEY	29.285	1	92	FALVEY	1:14.960	1:15.047	0.087
2	14	BURNS	25.703	14	BURNS	20.140	14	BURNS	29.452	2	14	BURNS	1:15.295	1:15.423	0.128
3	27	EMSON	25.847	11	SALKELD	20.194	27	EMSON	29.466	3	27	EMSON	1:15.519	1:15.717	0.198
4	78	WHITE	25.944	27	EMSON	20.206	11	SALKELD	29.670	4	11	SALKELD	1:15.873	1:16.122	0.249
5	19	GARNETT	25.976	99	MARSHALL-BIRKS	20.220	78	WHITE	29.701	5	78	WHITE	1:15.993	1:16.228	0.235
6	11	SALKELD	26.009	81	HIBBERT	20.283	81	HIBBERT	29.732	6	81	HIBBERT	1:16.070	1:16.443	0.373
7	12	SOMERFIELD	26.044	12	SOMERFIELD	20.346	99	MARSHALL-BIRKS	29.759	7	99	MARSHALL-BIRKS	1:16.139	1:16.417	0.278
8	81	HIBBERT	26.055	78	WHITE	20.348	12	SOMERFIELD	29.891	8	12	SOMERFIELD	1:16.281	1:16.597	0.316
9	99	MARSHALL-BIRKS	26.160	19	GARNETT	20.411	19	GARNETT	29.922	9	19	GARNETT	1:16.309	1:16.777	0.468
10	68	BOULTON	26.162	68	BOULTON	20.541	68	BOULTON	30.127	10	68	BOULTON	1:16.830	1:17.502	0.672
11	95	LINES	26.173	95	LINES	20.657	95	LINES	30.264	11	95	LINES	1:17.094	1:17.506	0.412
12	10	GOLDSMITH	26.778	10	GOLDSMITH	20.916	10	GOLDSMITH	30.965	12	10	GOLDSMITH	1:18.659	1:18.816	0.157
13				54	SMALLEY	53.321				13	54	SMALLEY			
14															

Weather / Track : Cloudy / Dry

Results can be found at www.tsl-timing.com

Thruxton
 Circuit Length = 2.3560 miles
 Start: 16:41 Flag 17:02 End: 17:02

Printed - 17:03 Saturday, 19 September 2020

2020 Millers Oils Ginetta GT4 SuperCup

ROUND 9 - LAP CHART

LAP 1 @ 16:42:48.327			LAP 2 @ 16:44:03.840			LAP 3 @ 16:45:36.747			LAP 4 @ 16:47:34.660			LAP 5 @ 16:49:57.319		
NO	BEHIND	LAP TIME	NO	BEHIND	LAP TIME	NO	BEHIND	LAP TIME	NO	BEHIND	LAP TIME	NO	BEHIND	LAP TIME
92		1:21.801	92		1:15.513	92		1:32.907	92		1:57.913	92		2:22.659
14	0.871	1:22.672	14	0.876	1:15.518	14	15.912	1:47.943	14	1.022	1:43.023	14	1.027	2:22.664
12	1.718	1:23.519	12	2.883	1:16.678	12	17.819	1:47.843	12	1.862	1:41.956	12	1.945	2:22.742
81	1.913	1:23.714	81	3.106	1:16.706	81	18.225	1:48.026	81	2.884	1:42.572	81	2.828	2:22.603
99	2.319	1:24.120	99	3.387	1:16.581	99	21.220	1:50.740	99	3.548	1:40.241	99	3.322	2:22.433
11	3.780	1:25.581	11	4.389	1:16.122	11	22.963	1:51.481	11	4.396	1:39.346	11	4.007	2:22.270
78	4.087	1:25.888	78	6.181	1:17.607	78	23.738	1:50.464	78	5.490	1:39.665	78	6.075	2:23.244
27	4.124	1:25.925	19	6.868	1:17.918	19	24.305	1:50.344	19	6.274	1:39.882	19	6.664	2:23.049
19	4.463	1:26.264	27	7.105	1:18.494	27	25.341	1:51.143	27	7.005	1:39.577	27	7.517	2:23.171
68	5.107	1:26.908	68	7.720	1:18.126	68	25.840	1:51.027	68	7.542	1:39.615	68	8.095	2:23.212
95	5.921	1:27.722	95	8.517	1:18.109	95	26.537	1:50.927	95	8.285	1:39.661	95	8.589	2:22.963
10	6.760	1:28.561	10	11.129	1:19.882	10	27.229	1:49.007	10	8.841	1:39.525	10	9.064	2:22.882
54	57.045	2:18.846 P												

Weather / Track : Cloudy / Dry

2020 Millers Oils Ginetta GT4 SuperCup

ROUND 9 - LAP CHART

LAP 6 @ 16:52:25.341			LAP 7 @ 16:54:36.872			LAP 8 @ 16:55:51.923			LAP 9 @ 16:57:06.970			LAP 10 @ 16:58:22.297		
NO	BEHIND	LAP TIME	NO	BEHIND	LAP TIME	NO	BEHIND	LAP TIME	NO	BEHIND	LAP TIME	NO	BEHIND	LAP TIME
92		2:28.022	92		2:11.531	92		1:15.051	92		1:15.047	92		1:15.327
14	1.145	2:28.140	14	0.288	2:10.674	14	0.973	1:15.736	14	1.398	1:15.472	14	1.565	1:15.494
12	2.417	2:28.494	12	0.784	2:09.898	12	2.548	1:16.815	12	4.098	1:16.597	12	5.503	1:16.732
81	3.001	2:28.195	81	1.296	2:09.826	81	2.709	1:16.464	81	4.291	1:16.629	81	5.669	1:16.705
99	4.067	2:28.767	99	1.726	2:09.190	99	3.187	1:16.512	99	4.557	1:16.417	99	6.010	1:16.780
11	5.139	2:29.154	11	2.687	2:09.079	11	3.775	1:16.139	11	5.116	1:16.388	11	6.612	1:16.823
78	6.931	2:28.878	78	3.272	2:07.872	78	4.449	1:16.228	78	5.703	1:16.301	27	7.147	1:16.449
19	7.694	2:29.052	19	4.104	2:07.941	27	4.937	1:15.717	27	6.025	1:16.135	78	7.845	1:17.469
27	8.483	2:28.988	27	4.271	2:07.319	19	6.309	1:17.256	19	8.039	1:16.777	19	9.888	1:17.176
68	9.260	2:29.187	68	5.233	2:07.504	68	8.162	1:17.980	68	10.617	1:17.502	68	13.112	1:17.822
95	10.136	2:29.569	95	5.476	2:06.871	95	8.717	1:18.292	95	11.237	1:17.567	95	13.526	1:17.616
10	11.248	2:30.206	10	6.498	2:06.781	10	10.973	1:19.526	10	14.832	1:18.906	10	18.321	1:18.816

Weather / Track : Cloudy / Dry

Results can be found at www.tsl-timing.com

Page 2 of 3

Thruxton
 Circuit Length = 2.3560 miles
 Start: 16:41 Flag 17:02 End: 17:02

Printed - 17:04 Saturday, 19 September 2020

2020 Millers Oils Ginetta GT4 SuperCup

ROUND 9 - LAP CHART

LAP 11 @ 16:59:37.519			LAP 12 @ 17:00:52.847			LAP 13 @ 17:02:08.725		
NO	BEHIND	LAP TIME	NO	BEHIND	LAP TIME	NO	BEHIND	LAP TIME
92		1:15.222	92		1:15.328	92		1:15.878
14	1.766	1:15.423	14	2.131	1:15.693	14	2.318	1:16.065
12	7.614	1:17.333	81	9.288	1:16.810	81	9.853	1:16.443
81	7.806	1:17.359	12	10.085	1:17.799	12	12.687	1:18.480
99	8.012	1:17.224	99	10.329	1:17.645	27	12.862	1:18.205
11	8.556	1:17.166	27	10.535	1:17.133	78	13.276	1:17.156
27	8.730	1:16.805	11	11.374	1:18.146	11	13.858	1:18.362
78	9.300	1:16.677	78	11.998	1:18.026	19	16.401	1:18.232
19	11.852	1:17.186	19	14.047	1:17.523	68	19.720	1:17.904
68	15.449	1:17.559	68	17.694	1:17.573	95	20.161	1:17.711
95	15.810	1:17.506	95	18.328	1:17.846	10	31.646	1:19.842
10	23.595	1:20.496	10	27.682	1:19.415	99	33.217	1:38.766

Weather / Track : Cloudy / Dry

2020 Millers Oils Ginetta GT4 SuperCup

ROUND 9 - POSITION CHART

No	Name	Lap Pos	Lap													
			1	2	3	4	5	6	7	8	9	10	11	12	13	
57	BURTON	1	92	92	92	92	92	92	92	92	92	92	92	92	92	92
54	SMALLEY	2	14	14	14	14	14	14	14	14	14	14	14	14	14	14
14	BURNS	3	12	12	12	12	12	12	12	12	12	12	12	81	81	
92	FALVEY	4	81	81	81	81	81	81	81	81	81	81	81	12	12	
81	HIBBERT	5	99	99	99	99	99	99	99	99	99	99	99	99	99	27
99	MARSHALL-BIRKS	6	11	11	11	11	11	11	11	11	11	11	11	27	78	
12	SOMERFIELD	7	78	78	78	78	78	78	78	78	78	27	27	11	11	
27	EMSON	8	27	19	19	19	19	19	19	19	27	27	78	78	78	19
11	SALKELD	9	19	27	27	27	27	27	27	27	19	19	19	19	19	68
78	WHITE	10	68	68	68	68	68	68	68	68	68	68	68	68	68	95
68	BOULTON	11	95	95	95	95	95	95	95	95	95	95	95	95	95	10
19	GARNETT	12	10	10	10	10	10	10	10	10	10	10	10	10	10	99
95	LINES	13	54													
10	GOLDSMITH	14														

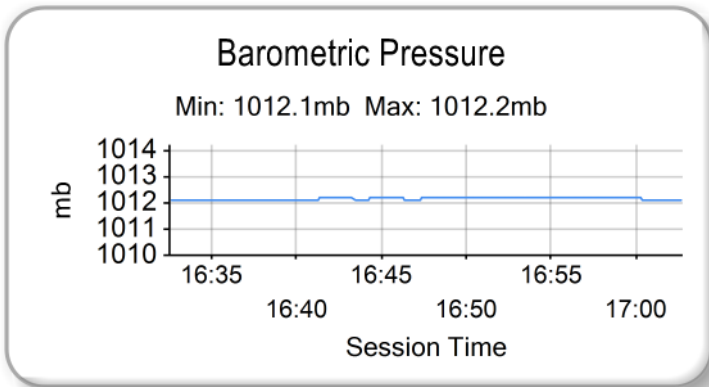
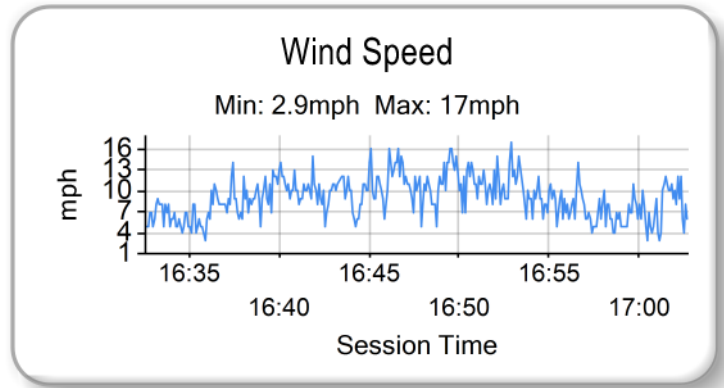
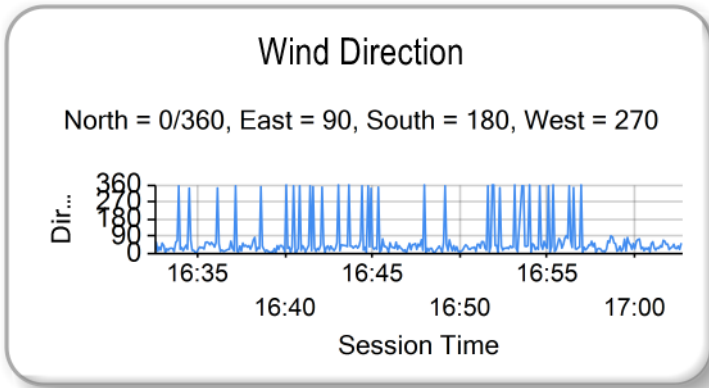
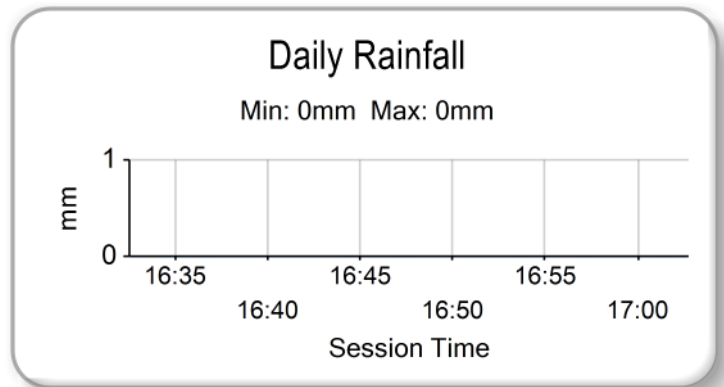
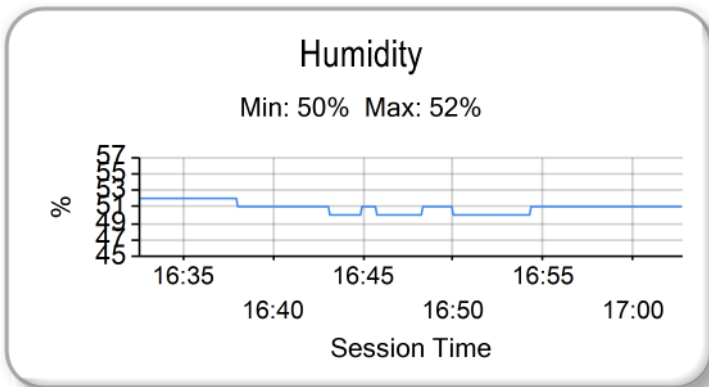
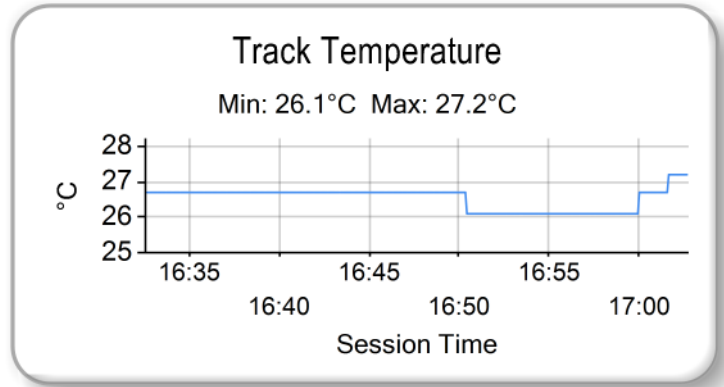
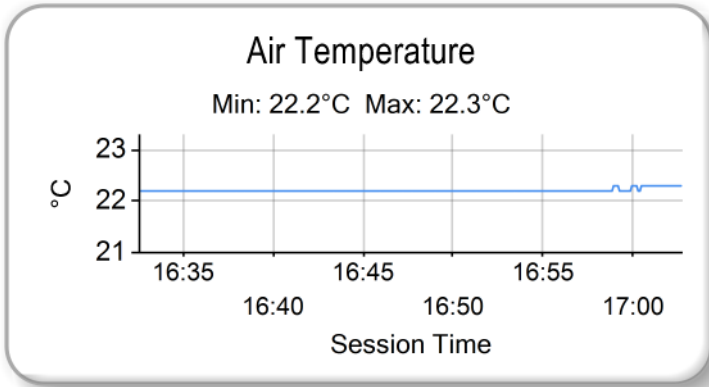
Weather / Track : Cloudy / Dry

Results can be found at www.tsl-timing.com

Thruxton
 Circuit Length = 2.3560 miles
 Start: 16:41 Flag 17:02 End: 17:02

Printed - 17:04 Saturday, 19 September 2020

2020 Millers Oils Ginetta GT4 SuperCup
ROUND 9 - WEATHER CONDITIONS



Weather / Track : Cloudy / Dry

Results can be found at www.tsl-timing.com

Thruxton
 Circuit Length = 2.3560 miles
 Start: 16:41 Flag 17:02 End: 17:02

Printed - 17:05 Saturday, 19 September 2020

2020 Millers Oils Ginetta GT4 SuperCup

ROUND 9 - STATISTICS

Competitors Started 13
Planned Start 2020-09-19 @ 16:35:00.000
Actual Start 2020-09-19 @ 16:41:26.525
Finish Time 2020-09-19 @ 17:02:06.979
Track Length 2.3560mi.
Total Laps 157
Total Distance Covered 369.8925mi.

Session Fastest Lap History

NO	CL	NAME	LAP TIME	TIME OF DAY	LAP	VEHICLE
92	Pro	Jamie FALVEY	1:21.801	16:42:48.356	1	Motion Capital Racing
92	Pro	Jamie FALVEY	1:15.513	16:44:03.869	2	Motion Capital Racing
92	Pro	Jamie FALVEY	1:15.051	16:55:51.952	8	Motion Capital Racing
92	Pro	Jamie FALVEY	1:15.047	16:57:06.998	9	Motion Capital Racing

Session Leader History

NO	CL	NAME	FROM LAP	LAPS LED	DISTANCE	VEHICLE
92	Pro	Jamie FALVEY	1	13	30.62 miles	Motion Capital Racing

Flag History

TYPE	TIME OF DAY
GREEN	16:41:26.525
SAFETY	16:43:59.638
GREEN	16:54:35.196
FINISH	17:02:06.979

Flag Statistics

TYPE	COUNT	TOTAL LAPS	TOTAL TIME
Green	2	8	10:42.902
Red	0	0	0.000
Safety Car	1	5	10:35.558
FCY	0	0	0.000

Weather / Track : Cloudy / Dry

2020 Millers Oils Ginetta GT4 SuperCup

ROUND 9 - STATISTICS

CLASS : Pro

6 Starters

Fastest Lap History

NO	NAME	LAP TIME	TIME OF DAY	LAP	VEHICLE
92	Jamie FALVEY	1:21.801	16:42:48.356	1	Motion Capital Racing
92	Jamie FALVEY	1:15.513	16:44:03.869	2	Motion Capital Racing
92	Jamie FALVEY	1:15.051	16:55:51.952	8	Motion Capital Racing
92	Jamie FALVEY	1:15.047	16:57:06.998	9	Motion Capital Racing

Leader History

NO	NAME	FROM LAP	LAPS LED	DISTANCE	VEHICLE
92	Jamie FALVEY	1	13	30.62 miles	Motion Capital Racing

2020 Millers Oils Ginetta GT4 SuperCup

ROUND 9 - STATISTICS

CLASS : ProAm

4 Starters

Fastest Lap History

NO	NAME	LAP TIME	TIME OF DAY	LAP	VEHICLE
11	Chris SALKELD	1:25.581	16:42:52.138	1	Assetto Motorsport
11	Chris SALKELD	1:16.122	16:44:08.259	2	Assetto Motorsport
27	Tom EMSON	1:15.717	16:55:56.889	8	Elite Motorsport

Leader History

NO	NAME	FROM LAP	LAPS LED	DISTANCE	VEHICLE
11	Chris SALKELD	1	11	25.91 miles	Assetto Motorsport
27	Tom EMSON	12	2	4.71 miles	Elite Motorsport

2020 Millers Oils Ginetta GT4 SuperCup

ROUND 9 - STATISTICS

CLASS : Am

3 Starters


Fastest Lap History

NO	NAME	LAP TIME	TIME OF DAY	LAP	VEHICLE
19	Carl GARNETT	1:26.264	16:42:52.818	1	AK Motorsport
19	Carl GARNETT	1:17.918	16:44:10.738	2	AK Motorsport
19	Carl GARNETT	1:17.256	16:55:58.260	8	AK Motorsport
19	Carl GARNETT	1:16.777	16:57:15.037	9	AK Motorsport

Leader History

NO	NAME	FROM LAP	LAPS LED	DISTANCE	VEHICLE
19	Carl GARNETT	1	13	30.62 miles	AK Motorsport

2020 Millers Oils Ginetta GT4 SuperCup
ROUND 10 - GRID (30 minutes / 16 Laps)

ROW 8	15	40 Nick HALSTEAD	14	10 Lee GOLDSMITH
ROW 7	13	95 Stewart LINES	12	19 Carl GARNETT
ROW 6	11	68 Eric BOULTON	10	11 Chris SALKELD
ROW 5	9	78 Colin WHITE	8	27 Tom EMSON
ROW 4	7	57 Gus BURTON	6	54 Adam SMALLEY
ROW 3	5	99 Joe MARSHALL-BIRKS	4	12 Reece SOMERFIELD
ROW 2	3	81 Tom HIBBERT	2	14 Will BURNS
ROW 1	1	92 Jamie FALVEY		
Pole				
				

Thruxton
 Circuit Length = 2.3560 miles

These results are provisional until the conclusion of any judicial and technical matters.

Clerk Of Course :	Steward :	Timekeeper :

Results can be found at www.tsl-timing.com

Printed - 17:06 Saturday, 19 September 2020



2020 Millers Oils Ginetta GT4 SuperCup

ROUND 10 - CLASSIFICATION

POS	NO	CL	PIC NAME	NAT	ENTRY	LAPS	TIME	GAP	DIFF	MPH	BEST	ON
1	92	Pro	1 Jamie FALVEY	GBR	Motion Capital Racing	16	20:21.028			111.14	1:15.151	2
2	54	Pro	2 Adam SMALLEY	GBR	Elite Motorsport	16	20:24.193	3.165	3.165	110.85	1:15.364	3
3	57	Pro	3 Gus BURTON	GBR	Century Motorsport	16	20:25.258	4.230	1.065	110.75	1:15.364	3
4	14	Pro	4 Will BURNS	GBR	Rob Boston Racing	16	20:25.767	4.739	0.509	110.71	1:15.670	9
5	81	Pro	5 Tom HIBBERT	GBR	Triple M Motorsport	16	20:28.559	7.531	2.792	110.45	1:15.391	2
6	99	Pro	6 Joe MARSHALL-BIRKS	GBR	Rob Boston Racing	16	20:33.971	12.943	5.412	109.97	1:15.953	5
7	27	ProAm	1 Tom EMSON	GBR	Elite Motorsport	16	20:34.497	13.469	0.526	109.92	1:16.143	4
8	11	ProAm	2 Chris SALKELD	GBR	Assetto Motorsport	16	20:40.411	19.383	5.914	109.40	1:16.328	7
9	78	ProAm	3 Colin WHITE	GBR	CWS Motorsport	16	20:51.410	30.382	10.999	108.44	1:16.433	2
10	19	Am	1 Carl GARNETT	GBR	AK Motorsport	16	20:52.109	31.081	0.699	108.38	1:17.009	9
11	68	ProAm	4 Eric BOULTON	GBR	Team HARD	16	21:09.329	48.301	17.220	106.91	1:17.674	2
12	40	Am	2 Nick HALSTEAD	GBR	Fox Motorsport	16	21:10.219	49.191	0.890	106.83	1:18.085	4
13	10	Am	3 Lee GOLDSMITH	GBR	Assetto Motorsport	16	21:30.485	1:09.457	20.266	105.15	1:19.061	6
14	95	Am	4 Stewart LINES	GBR	Triple M Motorsport	14	21:09.477	2 Laps	2 Laps	93.53	1:17.386	2

NOT CLASSIFIED

DNF	12	Pro	Reece SOMERFIELD	GBR	Privateer	1	1:51.272	15 Laps	13 Laps	76.22		
-----	----	-----	------------------	-----	-----------	---	----------	---------	---------	-------	--	--

FASTEST LAP

92	Pro	Jamie FALVEY	GBR	Motion Capital Racing	2	1:15.151	112.86 mph	181.63 kph
27	ProAm	Tom EMSON	GBR	Elite Motorsport	4	1:16.143	111.39 mph	179.26 kph
19	Am	Carl GARNETT	GBR	AK Motorsport	9	1:17.009	110.13 mph	177.24 kph

Weather / Track : Bright / Dry

These results are provisional until the conclusion of any judicial and technical matters.

Thruxton

Circuit Length = 2.3560 miles

Start: 12:23 Flag 12:44 End: 12:45

Clerk Of Course :	Steward :	Timekeeper :
-------------------	-----------	--------------

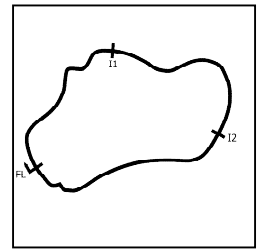
Results can be found at www.tsl-timing.com

Printed - 12:45 Sunday, 20 September 2020



2020 Millers Oils Ginetta GT4 SuperCup

ROUND 10 - SECTOR ANALYSIS



SECTOR 1 = FL to I1, SECTOR 2 = I1 to I2, SECTOR 3 = I2 to FL, DIFF = Difference To Personal Best Lap, P = Crossed Finish Line in Pit Lane, D = Time Disallowed

P1		92 Pro		Jamie FALVEY		Motion Capital Racing				
IDEAL LAP TIME : 1:15.151		BEST LAP TIME : 1:15.151		DIFFERENCE : 0.000						
LAP	SECTOR 1	SECTOR 2		SECTOR 3		LAP TIME	MPH	DIFF	TIME OF DAY	
1 -		106.5	20.177	133.9	29.590	103.4	1:20.248	105.69	5.097	12:25:17.205
2 -	25.770	108.9	20.021	134.4	29.360	103.0	1:15.151 (1)	112.86		12:26:32.356
3 -	25.895	108.2	20.249	130.3	29.625	103.2	1:15.769	111.94	0.618	12:27:48.125
4 -	25.861	109.1	20.165	132.6	29.575	102.6	1:15.601 (3)	112.18	0.450	12:29:03.726
5 -	25.868	108.9	20.158	132.6	29.496	103.0	1:15.522 (2)	112.30	0.371	12:30:19.248
6 -	25.884	108.9	20.117	133.1	29.655	103.4	1:15.656	112.10	0.505	12:31:34.904
7 -	25.882	108.9	20.151	133.1	29.591	102.9	1:15.624	112.15	0.473	12:32:50.528
8 -	25.896	109.1	20.217	132.6	29.741	103.4	1:15.854	111.81	0.703	12:34:06.382
9 -	25.978	108.9	20.278	132.8	29.721	103.2	1:15.977	111.63	0.826	12:35:22.359
10 -	26.016	108.5	20.229	133.4	29.746	103.4	1:15.991	111.61	0.840	12:36:38.350
11 -	26.428	107.5	20.281	132.8	30.210	103.5	1:16.919	110.26	1.768	12:37:55.269
12 -	25.934	109.1	20.190	132.8	30.020	103.8	1:16.144	111.38	0.993	12:39:11.413
13 -	26.402	108.4	20.504	130.8	30.359	103.5	1:17.265	109.77	2.114	12:40:28.678
14 -	26.293	108.4	20.353	131.3	29.674	103.2	1:16.320	111.13	1.169	12:41:44.998
15 -	26.246	109.1	20.296	132.1	29.960	103.5	1:16.502	110.86	1.351	12:43:01.500
16 -	26.196	108.9	20.336	132.1	29.953	102.6	1:16.485	110.89	1.334	12:44:17.985

P2		54 Pro		Adam SMALLEY		Elite Motorsport				
IDEAL LAP TIME : 1:15.242		BEST LAP TIME : 1:15.364		DIFFERENCE : 0.122						
LAP	SECTOR 1	SECTOR 2		SECTOR 3		LAP TIME	MPH	DIFF	TIME OF DAY	
1 -		108.5	20.611	132.6	29.718	104.2	1:21.655	103.87	6.291	12:25:18.612
2 -	25.807	109.1	20.312	133.1	29.375	103.7	1:15.494 (2)	112.34	0.130	12:26:34.106
3 -	25.617	109.4	20.250	133.6	29.497	104.2	1:15.364 (1)	112.54		12:27:49.470
4 -	25.909	110.0	20.339	132.3	29.460	103.7	1:15.708 (3)	112.03	0.344	12:29:05.178
5 -	25.935	109.4	20.431	133.1	29.521	104.0	1:15.887	111.76	0.523	12:30:21.065
6 -	26.105	107.7	20.498	132.3	29.568	103.5	1:16.171	111.34	0.807	12:31:37.236
7 -	25.933	109.4	20.551	132.3	29.505	104.3	1:15.989	111.61	0.625	12:32:53.225
8 -	26.639	108.7	20.326	132.6	29.447	104.0	1:16.412	110.99	1.048	12:34:09.637
9 -	26.033	109.2	20.516	132.1	29.762	104.2	1:16.311	111.14	0.947	12:35:25.948
10 -	26.200	108.7	20.476	132.8	30.030	103.7	1:16.706	110.57	1.342	12:36:42.654
11 -	26.206	107.3	20.519	132.6	29.615	104.2	1:16.340	111.10	0.976	12:37:58.994
12 -	26.230	109.4	20.530	133.1	30.160	102.1	1:16.920	110.26	1.556	12:39:15.914
13 -	26.927	106.1	20.360	132.8	29.838	101.6	1:17.125	109.97	1.761	12:40:33.039
14 -	25.917	107.8	20.255	132.8	29.709	100.0	1:15.881	111.77	0.517	12:41:48.920
15 -	26.061	106.1	20.422	132.6	29.675	102.6	1:16.158	111.36	0.794	12:43:05.078
16 -	25.990	107.8	20.391	132.6	29.691	102.6	1:16.072	111.49	0.708	12:44:21.150

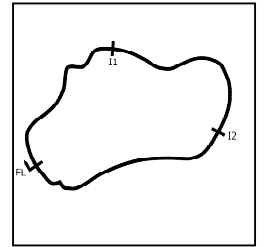
P3		57 Pro		Gus BURTON		Century Motorsport				
IDEAL LAP TIME : 1:15.261		BEST LAP TIME : 1:15.364		DIFFERENCE : 0.103						
LAP	SECTOR 1	SECTOR 2		SECTOR 3		LAP TIME	MPH	DIFF	TIME OF DAY	
1 -		106.6	20.357	133.9	29.965	103.2	1:22.428	102.89	7.064	12:25:19.385
2 -	25.839	108.5	20.235	133.9	29.320	103.0	1:15.394 (2)	112.49	0.030	12:26:34.779
3 -	25.706	107.8	20.272	133.4	29.386	102.4	1:15.364 (1)	112.54		12:27:50.143
4 -	25.838	108.9	20.320	132.8	29.422	102.4	1:15.580 (3)	112.22	0.216	12:29:05.723
5 -	25.889	108.7	20.427	133.1	29.522	102.9	1:15.838	111.83	0.474	12:30:21.561
6 -	25.948	108.4	20.580	132.3	29.650	102.2	1:16.178	111.33	0.814	12:31:37.739
7 -	25.912	109.4	20.477	132.3	29.559	102.6	1:15.948	111.67	0.584	12:32:53.687
8 -	26.655	108.2	20.432	132.1	29.427	102.6	1:16.514	110.85	1.150	12:34:10.201
9 -	26.055	109.1	20.429	132.3	29.712	102.6	1:16.196	111.31	0.832	12:35:26.397
10 -	26.174	105.8	20.553	132.3	29.798	103.0	1:16.525	110.83	1.161	12:36:42.922
11 -	26.358	106.5	20.621	131.8	29.854	102.6	1:16.833	110.39	1.469	12:37:59.755
12 -	26.057	109.1	20.435	132.3	29.799	103.0	1:16.291	111.17	0.927	12:39:16.046
13 -	27.126	106.8	20.520	132.1	30.019	100.1	1:17.665	109.20	2.301	12:40:33.711
14 -	26.103	107.3	20.422	132.6	29.413	102.6	1:15.938	111.69	0.574	12:41:49.649
15 -	26.233	105.8	20.471	132.1	29.613	102.7	1:16.317	111.13	0.953	12:43:05.966
16 -	26.113	107.8	20.504	132.3	29.632	102.6	1:16.249	111.23	0.885	12:44:22.215

Weather / Track : Bright / Dry

Thruxton
Circuit Length = 2.3560 miles
Start: 12:23 Flag 12:44 End: 12:45

2020 Millers Oils Ginetta GT4 SuperCup

ROUND 10 - SECTOR ANALYSIS



SECTOR 1 = FL to I1, SECTOR 2 = I1 to I2, SECTOR 3 = I2 to FL, DIFF = Difference To Personal Best Lap, P = Crossed Finish Line in Pit Lane, D = Time Disallowed

P4 14 Pro Will BURNS		Rob Boston Racing									
IDEAL LAP TIME : 1:15.564		BEST LAP TIME : 1:15.670					DIFFERENCE : 0.106				
LAP	SECTOR 1	SECTOR 2		SECTOR 3		LAP TIME	MPH	DIFF	TIME OF DAY		
1 -		104.8	20.829	133.4	29.652	103.0	1:23.358	101.74	7.688	12:25:20.315	
2 -	25.843	107.0	20.335	134.4	29.538	102.7	1:15.716 (2)	112.01	0.046	12:26:36.031	
3 -	25.856	107.5	20.336	133.6	29.599	102.7	1:15.791	111.90	0.121	12:27:51.822	
4 -	25.840	108.4	20.261	133.6	29.645	101.9	1:15.746 (3)	111.97	0.076	12:29:07.568	
5 -	25.802	108.9	20.395	132.8	29.800	102.7	1:15.997	111.60	0.327	12:30:23.565	
6 -	25.964	107.8	20.351	133.1	29.847	102.7	1:16.162	111.36	0.492	12:31:39.727	
7 -	25.879	108.7	20.284	133.6	29.651	102.4	1:15.814	111.87	0.144	12:32:55.541	
8 -	26.002	108.5	20.262	133.9	29.596	102.9	1:15.860	111.80	0.190	12:34:11.401	
9 -	25.902	109.1	20.267	134.4	29.501	103.0	1:15.670 (1)	112.08		12:35:27.071	
10 -	25.959	107.8	20.490	133.6	30.097	102.2	1:16.546	110.80	0.876	12:36:43.617	
11 -	26.015	108.9	20.607	132.8	29.823	102.9	1:16.445	110.95	0.775	12:38:00.062	
12 -	26.209	108.2	20.383	134.2	29.726	103.7	1:16.318	111.13	0.648	12:39:16.380	
13 -	27.038	106.8	20.687	131.3	29.792	103.4	1:17.517	109.41	1.847	12:40:33.897	
14 -	26.435	108.0	20.463	132.6	29.541	103.0	1:16.439	110.95	0.769	12:41:50.336	
15 -	26.072	108.0	20.356	134.4	29.744	103.2	1:16.172	111.34	0.502	12:43:06.508	
16 -	26.173	107.8	20.406	133.4	29.637	98.3	1:16.216	111.28	0.546	12:44:22.724	

P5 81 Pro Tom HIBBERT		Triple M Motorsport									
IDEAL LAP TIME : 1:15.352		BEST LAP TIME : 1:15.391					DIFFERENCE : 0.039				
LAP	SECTOR 1	SECTOR 2		SECTOR 3		LAP TIME	MPH	DIFF	TIME OF DAY		
1 -		108.0	20.455	133.6	29.601	104.0	1:21.108	104.57	5.717	12:25:18.065	
2 -	25.853	109.1	20.079	135.0	29.459	103.4	1:15.391 (1)	112.50		12:26:33.456	
3 -	25.814	109.2	20.205	133.6	29.625	103.0	1:15.644 (2)	112.12	0.253	12:27:49.100	
4 -	25.920	109.6	20.235	133.9	29.505	103.2	1:15.660 (3)	112.10	0.269	12:29:04.760	
5 -	26.091	109.2	20.320	133.6	29.534	103.4	1:15.945	111.68	0.554	12:30:20.705	
6 -	26.199	109.6	20.197	133.6	29.701	103.0	1:16.097	111.45	0.706	12:31:36.802	
7 -	26.105	109.1	20.422	133.4	29.679	103.0	1:16.206	111.29	0.815	12:32:53.008	
8 -	26.070	109.1	20.377	132.8	29.832	103.5	1:16.279	111.19	0.888	12:34:09.287	
9 -	26.051	108.7	20.366	133.1	30.020	103.0	1:16.437	110.96	1.046	12:35:25.724	
10 -	26.138	109.1	20.369	132.8	30.191	102.9	1:16.698	110.58	1.307	12:36:42.422	
11 -	26.111	108.7	20.426	133.4	29.806	102.7	1:16.343	111.09	0.952	12:37:58.765	
12 -	26.207	109.8	20.445	133.4	30.335	100.3	1:16.987	110.16	1.596	12:39:15.752	
13 -	27.838	107.8	20.954	133.4	30.253	103.5	1:19.045	107.30	3.654	12:40:34.797	
14 -	26.277	109.1	20.547	132.8	30.111	102.4	1:16.935	110.24	1.544	12:41:51.732	
15 -	26.544	107.8	20.479	133.6	29.963	103.0	1:16.986	110.17	1.595	12:43:08.718	
16 -	26.301	109.2	20.477	133.4	30.020	101.6	1:16.798	110.44	1.407	12:44:25.516	

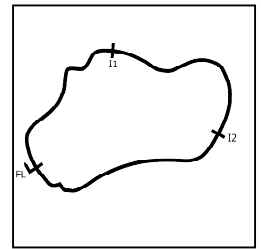
P6 99 Pro Joe MARSHALL-BIRKS		Rob Boston Racing									
IDEAL LAP TIME : 1:15.872		BEST LAP TIME : 1:15.953					DIFFERENCE : 0.081				
LAP	SECTOR 1	SECTOR 2		SECTOR 3		LAP TIME	MPH	DIFF	TIME OF DAY		
1 -		104.8	20.690	133.6	29.826	102.4	1:23.960	101.01	8.007	12:25:20.917	
2 -	26.254	107.8	20.212	134.2	29.751	102.1	1:16.217 (3)	111.28	0.264	12:26:37.134	
3 -	26.196	107.8	20.273	132.8	29.867	102.2	1:16.336	111.10	0.383	12:27:53.470	
4 -	26.050	108.7	20.225	133.4	29.705	101.9	1:15.980 (2)	111.62	0.027	12:29:09.450	
5 -	25.976	108.2	20.191	133.1	29.786	102.6	1:15.953 (1)	111.66		12:30:25.403	
6 -	26.240	107.8	20.329	131.5	30.044	102.2	1:16.613	110.70	0.660	12:31:42.016	
7 -	26.161	108.0	20.272	132.6	29.909	102.2	1:16.342	111.10	0.389	12:32:58.358	
8 -	26.314	106.5	20.265	132.8	29.937	100.9	1:16.516	110.84	0.563	12:34:14.874	
9 -	26.406	108.0	20.487	131.5	30.038	102.6	1:16.931	110.24	0.978	12:35:31.805	
10 -	26.242	108.0	20.411	131.5	29.972	102.4	1:16.625	110.68	0.672	12:36:48.430	
11 -	26.580	107.7	20.520	131.5	30.118	103.0	1:17.218	109.83	1.265	12:38:05.648	
12 -	26.098	107.5	20.527	131.5	29.899	102.6	1:16.524	110.83	0.571	12:39:22.172	
13 -	26.313	106.6	20.493	131.3	30.287	101.8	1:17.093	110.01	1.140	12:40:39.265	
14 -	26.354	106.6	20.534	131.0	30.345	101.8	1:17.233	109.81	1.280	12:41:56.498	
15 -	26.296	107.5	20.447	132.3	30.307	100.9	1:17.050	110.07	1.097	12:43:13.548	
16 -	26.561	107.3	20.493	131.5	30.326	101.2	1:17.380	109.60	1.427	12:44:30.928	

Weather / Track : Bright / Dry

Thruxton
Circuit Length = 2.3560 miles
Start: 12:23 Flag 12:44 End: 12:45

2020 Millers Oils Ginetta GT4 SuperCup

ROUND 10 - SECTOR ANALYSIS



SECTOR 1 = FL to I1, SECTOR 2 = I1 to I2, SECTOR 3 = I2 to FL, DIFF = Difference To Personal Best Lap, P = Crossed Finish Line in Pit Lane, D = Time Disallowed

P7 27 ProAm Tom EMSON			Elite Motorsport							
IDEAL LAP TIME : 1:15.915		BEST LAP TIME : 1:16.143		DIFFERENCE : 0.228						
LAP	SECTOR 1	SECTOR 2	SECTOR 3	LAP TIME	MPH	DIFF	TIME OF DAY			
1 -		102.9	20.744	132.8	29.798	103.8	1:24.332	100.57	8.189	12:25:21.289
2 -	26.197	106.3	20.363	133.1	29.812	103.2	1:16.372	111.05	0.229	12:26:37.661
3 -	25.948	109.2	20.412	133.4	29.804	103.7	1:16.164	(2) 111.35	0.021	12:27:53.825
4 -	26.070	109.4	20.198	132.6	29.875	103.4	1:16.143	(1) 111.39		12:29:09.968
5 -	25.999	108.9	20.385	132.3	29.796	103.5	1:16.180	(3) 111.33	0.037	12:30:26.148
6 -	26.111	107.7	20.343	132.6	29.834	103.7	1:16.288	111.17	0.145	12:31:42.436
7 -	26.139	106.3	20.486	131.8	29.769	103.4	1:16.394	111.02	0.251	12:32:58.830
8 -	26.099	107.0	20.617	131.8	29.794	103.7	1:16.510	110.85	0.367	12:34:15.340
9 -	26.188	107.8	20.704	131.8	29.893	103.8	1:16.785	110.45	0.642	12:35:32.125
10 -	26.328	107.5	20.377	132.8	29.975	104.0	1:16.680	110.61	0.537	12:36:48.805
11 -	26.489	106.5	20.403	132.8	30.349	104.0	1:17.241	109.80	1.098	12:38:06.046
12 -	26.434	101.3	20.661	132.3	30.172	101.9	1:17.267	109.77	1.124	12:39:23.313
13 -	26.234	107.2	20.543	131.0	30.197	103.4	1:16.974	110.18	0.831	12:40:40.287
14 -	26.345	105.1	20.479	132.1	30.036	104.0	1:16.860	110.35	0.717	12:41:57.147
15 -	26.507	106.6	20.595	131.3	29.985	103.5	1:17.087	110.02	0.944	12:43:14.234
16 -	26.388	105.8	20.705	130.5	30.127	103.4	1:17.220	109.83	1.077	12:44:31.454

P8 11 ProAm Chris SALKELD			Assetto Motorsport							
IDEAL LAP TIME : 1:16.097		BEST LAP TIME : 1:16.328		DIFFERENCE : 0.231						
LAP	SECTOR 1	SECTOR 2	SECTOR 3	LAP TIME	MPH	DIFF	TIME OF DAY			
1 -		102.9	20.771	132.8	29.943	103.5	1:25.280	99.45	8.952	12:25:22.237
2 -	26.135	108.4	20.402	133.1	29.929	103.2	1:16.466	110.92	0.138	12:26:38.703
3 -	26.053	108.9	20.407	132.8	30.115	102.2	1:16.575	110.76	0.247	12:27:55.278
4 -	26.288	109.2	20.290	131.8	29.767	102.4	1:16.345	(2) 111.09	0.017	12:29:11.623
5 -	26.072	107.5	20.526	131.3	30.008	102.9	1:16.606	110.71	0.278	12:30:28.229
6 -	26.087	108.2	20.398	131.8	29.860	102.6	1:16.345	(2) 111.09	0.017	12:31:44.574
7 -	26.040	108.5	20.469	131.0	29.819	102.7	1:16.328	(1) 111.12		12:33:00.902
8 -	26.178	107.2	20.601	130.5	30.026	102.7	1:16.805	110.43	0.477	12:34:17.707
9 -	26.544	105.8	20.726	131.3	29.852	103.0	1:17.122	109.97	0.794	12:35:34.829
10 -	26.204	106.5	20.725	131.5	30.151	102.4	1:17.080	110.03	0.752	12:36:51.909
11 -	26.275	106.8	20.680	131.5	30.004	102.2	1:16.959	110.20	0.631	12:38:08.868
12 -	26.528	106.8	20.726	130.8	30.236	101.6	1:17.490	109.45	1.162	12:39:26.358
13 -	26.461	106.0	20.730	130.3	30.128	102.6	1:17.319	109.69	0.991	12:40:43.677
14 -	26.356	107.2	20.761	130.3	30.142	101.8	1:17.259	109.78	0.931	12:42:00.936
15 -	26.666	105.8	20.769	130.8	30.286	101.8	1:17.721	109.12	1.393	12:43:18.657
16 -	26.602	106.1	21.008	129.5	31.101	94.6	1:18.711	107.75	2.383	12:44:37.368

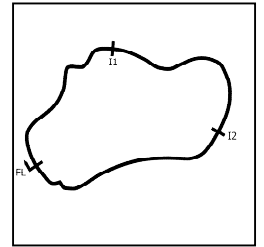
P9 78 ProAm Colin WHITE			CWS Motorsport							
IDEAL LAP TIME : 1:16.344		BEST LAP TIME : 1:16.433		DIFFERENCE : 0.089						
LAP	SECTOR 1	SECTOR 2	SECTOR 3	LAP TIME	MPH	DIFF	TIME OF DAY			
1 -		103.4	20.664	133.4	29.906	103.0	1:24.821	99.99	8.388	12:25:21.778
2 -	26.113	108.2	20.453	132.8	29.867	102.6	1:16.433	(1) 110.96		12:26:38.211
3 -	26.168	107.5	20.524	132.1	30.199	101.0	1:16.891	110.30	0.458	12:27:55.102
4 -	27.045	108.7	20.500	131.5	29.907	102.6	1:17.452	109.50	1.019	12:29:12.554
5 -	26.124	108.2	20.732	131.3	29.941	102.2	1:16.797	(3) 110.44	0.364	12:30:29.351
6 -	26.208	107.3	20.726	129.5	30.229	101.6	1:17.163	109.91	0.730	12:31:46.514
7 -	26.081	107.2	20.713	131.0	30.735	100.4	1:17.529	109.39	1.096	12:33:04.043
8 -	26.352	107.2	20.411	131.8	30.301	100.6	1:17.064	110.05	0.631	12:34:21.107
9 -	26.066	107.5	20.632	131.3	30.043	100.9	1:16.741	(2) 110.52	0.308	12:35:37.848
10 -	26.568	107.8	20.713	130.5	30.325	100.3	1:17.606	109.29	1.173	12:36:55.454
11 -	26.434	106.6	20.783	130.3	30.627	100.4	1:17.844	108.95	1.411	12:38:13.298
12 -	26.579	105.0	20.854	130.8	30.495	101.6	1:17.928	108.83	1.495	12:39:31.226
13 -	26.596	106.3	20.962	129.5	31.195	98.3	1:18.753	107.69	2.320	12:40:49.979
14 -	26.968	101.5	21.971	127.8	30.996	100.6	1:19.935	106.10	3.502	12:42:09.914
15 -	26.807	105.5	20.881	130.3	30.636	100.7	1:18.324	108.28	1.891	12:43:28.238
16 -	26.742	105.5	21.608	128.8	31.779	90.4	1:20.129	105.84	3.696	12:44:48.367

Weather / Track : Bright / Dry

Thruxton
Circuit Length = 2.3560 miles
Start: 12:23 Flag 12:44 End: 12:45

2020 Millers Oils Ginetta GT4 SuperCup

ROUND 10 - SECTOR ANALYSIS



SECTOR 1 = FL to I1, SECTOR 2 = I1 to I2, SECTOR 3 = I2 to FL, DIFF = Difference To Personal Best Lap, P = Crossed Finish Line in Pit Lane, D = Time Disallowed

P10 19 Am		Carl GARNETT					AK Motorsport				
IDEAL LAP TIME : 1:16.698		BEST LAP TIME : 1:17.009					DIFFERENCE : 0.311				
LAP	SECTOR 1		SECTOR 2		SECTOR 3		LAP TIME	MPH	DIFF	TIME OF DAY	
1 -		103.4	21.298	131.5	30.303	102.2	1:26.449	98.11	9.440	12:25:23.406	
2 -	26.410	107.0	20.762	131.5	30.400	101.2	1:17.572	109.33	0.563	12:26:40.978	
3 -	26.197	105.1	20.693	130.8	30.124	101.2	1:17.014 (2)	110.13	0.005	12:27:57.992	
4 -	26.117	107.5	20.763	128.3	30.227	100.6	1:17.107	109.99	0.098	12:29:15.099	
5 -	26.445	104.3	20.698	130.8	30.059	101.6	1:17.202	109.86	0.193	12:30:32.301	
6 -	26.264	106.5	20.870	128.5	30.486	101.3	1:17.620	109.27	0.611	12:31:49.921	
7 -	26.412	105.1	20.771	129.8	30.199	101.3	1:17.382	109.60	0.373	12:33:07.303	
8 -	26.420	107.5	20.554	130.0	30.097	102.1	1:17.071 (3)	110.04	0.062	12:34:24.374	
9 -	26.124	105.8	20.528	131.0	30.357	99.4	1:17.009 (1)	110.13		12:35:41.383	
10 -	26.380	107.8	20.550	131.3	31.186	98.3	1:18.116	108.57	1.107	12:36:59.499	
11 -	26.781	107.0	20.590	130.0	30.642	101.3	1:18.013	108.72	1.004	12:38:17.512	
12 -	26.449	107.5	20.522	129.8	30.703	100.9	1:17.674	109.19	0.665	12:39:35.186	
13 -	26.425	106.1	20.823	129.3	31.353	101.3	1:18.601	107.90	1.592	12:40:53.787	
14 -	26.681	107.5	20.587	129.5	30.855	100.1	1:18.123	108.56	1.114	12:42:11.910	
15 -	26.601	107.5	20.596	130.5	30.691	101.5	1:17.888	108.89	0.879	12:43:29.798	
16 -	26.638	107.7	21.724	128.8	30.906	100.1	1:19.268	106.99	2.259	12:44:49.066	

P11 68 ProAm		Eric BOULTON					Team HARD				
IDEAL LAP TIME : 1:17.550		BEST LAP TIME : 1:17.674					DIFFERENCE : 0.124				
LAP	SECTOR 1		SECTOR 2		SECTOR 3		LAP TIME	MPH	DIFF	TIME OF DAY	
1 -		100.9	21.398	130.8	30.480	101.6	1:27.252	97.20	9.578	12:25:24.209	
2 -	26.414	107.5	20.887	131.0	30.373	99.5	1:17.674 (1)	109.19		12:26:41.883	
3 -	26.705	107.7	20.909	129.0	30.690	101.5	1:18.304	108.31	0.630	12:28:00.187	
4 -	26.290	108.0	20.949	129.3	30.833	100.6	1:18.072 (2)	108.63	0.398	12:29:18.259	
5 -	26.472	106.3	21.016	129.8	30.725	101.3	1:18.213	108.44	0.539	12:30:36.472	
6 -	26.505	106.3	21.233	128.5	30.471	101.6	1:18.209 (3)	108.44	0.535	12:31:54.681	
7 -	26.616	105.1	21.225	128.8	30.587	100.6	1:18.428	108.14	0.754	12:33:13.109	
8 -	26.848	105.5	21.330	128.5	31.919	97.9	1:20.097	105.89	2.423	12:34:33.206	
9 -	26.861	105.0	21.089	129.3	30.908	100.3	1:18.858	107.55	1.184	12:35:52.064	
10 -	27.032	106.6	21.222	129.3	30.757	101.2	1:19.011	107.34	1.337	12:37:11.075	
11 -	26.861	104.8	21.069	130.0	30.634	100.1	1:18.564	107.95	0.890	12:38:29.639	
12 -	26.717	106.5	21.229	129.8	30.942	101.8	1:18.888	107.51	1.214	12:39:48.527	
13 -	26.691	107.0	21.130	129.3	31.404	101.2	1:19.225	107.05	1.551	12:41:07.752	
14 -	26.842	103.5	21.581	128.8	31.388	100.7	1:19.811	106.27	2.137	12:42:27.563	
15 -	27.006	106.8	21.332	129.5	30.909	101.2	1:19.247	107.02	1.573	12:43:46.810	
16 -	26.864	105.1	21.412	128.3	31.200	99.8	1:19.476	106.71	1.802	12:45:06.286	

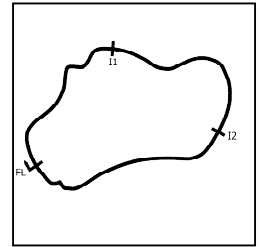
P12 40 Am		Nick HALSTEAD					Fox Motorsport				
IDEAL LAP TIME : 1:17.861		BEST LAP TIME : 1:18.085					DIFFERENCE : 0.224				
LAP	SECTOR 1		SECTOR 2		SECTOR 3		LAP TIME	MPH	DIFF	TIME OF DAY	
1 -		96.1	21.724	131.3	30.726	103.0	1:28.343	96.00	10.258	12:25:25.300	
2 -	26.904	104.2	21.095	130.8	30.701	102.2	1:18.700	107.77	0.615	12:26:44.000	
3 -	26.665	105.3	21.016	129.8	30.432	101.8	1:18.113 (2)	108.58	0.028	12:28:02.113	
4 -	26.648	107.0	20.920	130.0	30.517	102.7	1:18.085 (1)	108.62		12:29:20.198	
5 -	26.509	105.6	20.938	130.5	30.733	102.7	1:18.180	108.48	0.095	12:30:38.378	
6 -	26.656	107.0	20.941	130.3	30.532	102.6	1:18.129 (3)	108.55	0.044	12:31:56.507	
7 -	26.824	103.8	20.986	130.8	30.487	102.6	1:18.297	108.32	0.212	12:33:14.804	
8 -	26.695	105.3	21.037	128.8	31.105	97.8	1:18.837	107.58	0.752	12:34:33.641	
9 -	27.070	105.3	21.143	130.5	30.738	100.6	1:18.951	107.42	0.866	12:35:52.592	
10 -	26.979	104.5	21.173	130.5	30.797	101.3	1:18.949	107.43	0.864	12:37:11.541	
11 -	26.914	106.8	21.077	131.0	30.923	101.5	1:18.914	107.47	0.829	12:38:30.455	
12 -	27.037	104.5	21.280	130.3	31.093	101.6	1:19.410	106.80	1.325	12:39:49.865	
13 -	26.819	106.1	21.515	130.0	31.582	100.9	1:19.916	106.13	1.831	12:41:09.781	
14 -	27.136	107.0	21.065	130.3	30.915	101.8	1:19.116	107.20	1.031	12:42:28.897	
15 -	26.957	106.6	21.261	128.0	30.952	101.8	1:19.170	107.13	1.085	12:43:48.067	
16 -	27.012	106.6	21.125	130.3	30.972	101.8	1:19.109	107.21	1.024	12:45:07.176	

Weather / Track : Bright / Dry

Thruxton
Circuit Length = 2.3560 miles
Start: 12:23 Flag 12:44 End: 12:45

2020 Millers Oils Ginetta GT4 SuperCup

ROUND 10 - SECTOR ANALYSIS



SECTOR 1 = FL to I1, SECTOR 2 = I1 to I2, SECTOR 3 = I2 to FL, DIFF = Difference To Personal Best Lap, P = Crossed Finish Line in Pit Lane, D = Time Disallowed

P13 10 Am		Lee GOLDSMITH		Assetto Motorsport								
IDEAL LAP TIME : 1:18.529		BEST LAP TIME : 1:19.061		DIFFERENCE : 0.532								
LAP	SECTOR 1	SECTOR 2	SECTOR 3	LAP TIME	MPH	DIFF	TIME OF DAY					
1 -		100.1	21.967	129.5	31.232	101.0	1:29.285	94.99	10.224	12:25:26.242		
2 -	27.885	104.0	21.075	130.3	30.990	99.7	1:19.950	106.08	0.889	12:26:46.192		
3 -	26.930	106.5	21.047	128.8	31.346	98.9	1:19.323 (2)	106.92	0.262	12:28:05.515		
4 -	26.923	106.1	21.148	128.3	31.278	99.8	1:19.349 (3)	106.88	0.288	12:29:24.864		
5 -	26.709	107.5	21.184	124.0	31.471	99.7	1:19.364	106.86	0.303	12:30:44.228		
6 -	26.796	106.5	20.917	129.0	31.348	97.5	1:19.061 (1)	107.27		12:32:03.289		
7 -	27.132	106.1	20.886	129.0	31.833	98.9	1:19.851	106.21	0.790	12:33:23.140		
8 -	27.094	107.0	20.830	129.3	31.942	94.6	1:19.866	106.19	0.805	12:34:43.006		
9 -	27.288	106.3	21.015	128.8	31.915	98.2	1:20.218	105.73	1.157	12:36:03.224		
10 -	27.836	104.6	21.085	129.5	31.103	99.2	1:20.024	105.98	0.963	12:37:23.248		
11 -	27.019	106.8	21.170	127.8	31.471	100.0	1:19.660	106.47	0.599	12:38:42.908		
12 -	27.382	107.7	21.282	128.5	31.899	99.1	1:20.563	105.27	1.502	12:40:03.471		
13 -	27.060	107.0	21.095	128.8	32.179	99.8	1:20.334	105.57	1.273	12:41:23.805		
14 -	27.853	105.1	21.477	128.8	31.927	96.9	1:21.257	104.38	2.196	12:42:45.062		
15 -	27.366	107.8	21.444	126.6	32.175	96.1	1:20.985	104.73	1.924	12:44:06.047		
16 -	27.556	104.6	21.548	127.5	32.291	97.6	1:21.395	104.20	2.334	12:45:27.442		

P14 95 Am		Stewart LINES		Turple M Motorsport								
IDEAL LAP TIME : 1:17.386		BEST LAP TIME : 1:17.386		DIFFERENCE : 0.000								
LAP	SECTOR 1	SECTOR 2	SECTOR 3	LAP TIME	MPH	DIFF	TIME OF DAY					
1 -		97.5	21.133	133.4	30.826	101.6	1:27.752	96.65	10.366	12:25:24.709		
2 -	26.487	106.6	20.570	132.8	30.329	101.6	1:17.386 (1)	109.60		12:26:42.095		
3 -	26.848	107.0	20.758	131.8	30.784	102.4	1:18.390	108.19	1.004	12:28:00.485		
4 -	26.550	104.8	20.809	131.0	30.657	101.3	1:18.016 (2)	108.71	0.630	12:29:18.501		
5 -	26.526	107.2	20.984	130.5	30.680	102.1	1:18.190 (3)	108.47	0.804	12:30:36.691		
6 -	26.855	105.3	20.957	130.5	30.608	101.9	1:18.420	108.15	1.034	12:31:55.111		
7 -	26.838	104.5	20.862	131.0	30.673	100.3	1:18.373	108.22	0.987	12:33:13.484		
8 -	26.755	106.3	21.113	129.5	46.318	78.0	1:34.186	90.05	16.800	12:34:47.670		
9 -	27.306	101.9	20.955	130.8	31.682	96.0	1:19.943	106.09	2.557	12:36:07.613		
10 -	27.826	101.8	22.049	124.7	32.948	97.6	1:22.823	102.40	5.437	12:37:30.436		
11 -	28.165	100.0	22.256	126.8	35.868	89.9	1:26.289	98.29	8.903	12:38:56.725		
12 -	32.155	95.7	25.721	107.2	1:27.526	60.9	2:25.402	58.33	1:08.016	12:41:22.127		
13 -	36.581	87.4	28.038	93.3	46.960	65.3	1:51.579	76.01	34.193	12:43:13.706		
14 -	38.373	76.9	31.995	84.8	42.360	66.1	1:52.728	75.23	35.342	12:45:06.434		

P15 12 Pro		Reece SOMERFIELD		Privateer								
IDEAL LAP TIME :		BEST LAP TIME :		DIFFERENCE :								
LAP	SECTOR 1	SECTOR 2	SECTOR 3	LAP TIME	MPH	DIFF	TIME OF DAY					
1 -	94.2	30.045	86.7	IN PIT	1:51.272	P	76.22			12:25:48.229		

2020 Millers Oils Ginetta GT4 SuperCup

ROUND 10 - BEST SPEEDS

POS	INTERMEDIATE 1			INTERMEDIATE 2			FINISH LINE		
	NO	NAME	MPH	NO	NAME	MPH	NO	NAME	MPH
1	54	SMALLEY	110.0	81	HIBBERT	135.0	54	SMALLEY	104.3
2	81	HIBBERT	109.8	92	FALVEY	134.4	81	HIBBERT	104.0
3	57	BURTON	109.4	14	BURNS	134.4	27	EMSON	104.0
4	27	EMSON	109.4	99	MARSHALL-BIRKS	134.2	92	FALVEY	103.8
5	11	SALKELD	109.2	57	BURTON	133.9	14	BURNS	103.7
6	92	FALVEY	109.1	54	SMALLEY	133.6	11	SALKELD	103.5
7	14	BURNS	109.1	27	EMSON	133.4	57	BURTON	103.2
8	99	MARSHALL-BIRKS	108.7	78	WHITE	133.4	99	MARSHALL-BIRKS	103.0
9	78	WHITE	108.7	95	LINES	133.4	78	WHITE	103.0
10	68	BOULTON	108.0	11	SALKELD	133.1	40	HALSTEAD	103.0
11	19	GARNETT	107.8	19	GARNETT	131.5	95	LINES	102.4
12	10	GOLDSMITH	107.8	40	HALSTEAD	131.3	19	GARNETT	102.2
13	95	LINES	107.2	68	BOULTON	131.0	68	BOULTON	101.8
14	40	HALSTEAD	107.0	10	GOLDSMITH	130.3	10	GOLDSMITH	101.0
15	12	SOMERFIELD	94.2	12	SOMERFIELD	86.7			

Weather / Track : Bright / Dry

Results can be found at www.tsl-timing.com

Thrupton
Circuit Length = 2.3560 miles
Start: 12:23 Flag 12:44 End: 12:45

Printed - 12:46 Sunday, 20 September 2020

2020 Millers Oils Ginetta GT4 SuperCup

ROUND 10 - BEST SECTORS

SECTOR 1			SECTOR 2			SECTOR 3			IDEAL / BEST COMPARISON						
POS	NO	NAME	TIME	NO	NAME	TIME	NO	NAME	TIME	POS	NO	NAME	IDEAL	BEST	DIFF
													PERFECT LAP	1:14.958	
1	54	SMALLEY	25.617	92	FALVEY	20.021	57	BURTON	29.320	1	92	FALVEY	1:15.151	1:15.151	0.000
2	57	BURTON	25.706	81	HIBBERT	20.079	92	FALVEY	29.360	2	54	SMALLEY	1:15.242	1:15.364	0.122
3	92	FALVEY	25.770	99	MARSHALL-BIRKS	20.191	54	SMALLEY	29.375	3	57	BURTON	1:15.261	1:15.364	0.103
4	14	BURNS	25.802	27	EMSON	20.198	81	HIBBERT	29.459	4	81	HIBBERT	1:15.352	1:15.391	0.039
5	81	HIBBERT	25.814	57	BURTON	20.235	14	BURNS	29.501	5	14	BURNS	1:15.564	1:15.670	0.106
6	27	EMSON	25.948	54	SMALLEY	20.250	99	MARSHALL-BIRKS	29.705	6	99	MARSHALL-BIRKS	1:15.872	1:15.953	0.081
7	99	MARSHALL-BIRKS	25.976	14	BURNS	20.261	11	SALKELD	29.767	7	27	EMSON	1:15.915	1:16.143	0.228
8	11	SALKELD	26.040	11	SALKELD	20.290	27	EMSON	29.769	8	11	SALKELD	1:16.097	1:16.328	0.231
9	78	WHITE	26.066	78	WHITE	20.411	78	WHITE	29.867	9	78	WHITE	1:16.344	1:16.433	0.089
10	19	GARNETT	26.117	19	GARNETT	20.522	19	GARNETT	30.059	10	19	GARNETT	1:16.698	1:17.009	0.311
11	68	BOULTON	26.290	95	LINES	20.570	95	LINES	30.329	11	95	LINES	1:17.386	1:17.386	0.000
12	95	LINES	26.487	10	GOLDSMITH	20.830	68	BOULTON	30.373	12	68	BOULTON	1:17.550	1:17.674	0.124
13	40	HALSTEAD	26.509	68	BOULTON	20.887	40	HALSTEAD	30.432	13	40	HALSTEAD	1:17.861	1:18.085	0.224
14	10	GOLDSMITH	26.709	40	HALSTEAD	20.920	10	GOLDSMITH	30.990	14	10	GOLDSMITH	1:18.529	1:19.061	0.532
15				12	SOMERFIELD	30.045				15	12	SOMERFIELD			

Weather / Track : Bright / Dry

Results can be found at www.tsl-timing.com

Thruxton

Circuit Length = 2.3560 miles

Start: 12:23 Flag 12:44 End: 12:45

Printed - 12:46 Sunday, 20 September 2020

2020 Millers Oils Ginetta GT4 SuperCup

ROUND 10 - LAP CHART

LAP 1 @ 12:25:17.205			LAP 2 @ 12:26:32.356			LAP 3 @ 12:27:48.125			LAP 4 @ 12:29:03.726			LAP 5 @ 12:30:19.248		
NO	BEHIND	LAP TIME	NO	BEHIND	LAP TIME	NO	BEHIND	LAP TIME	NO	BEHIND	LAP TIME	NO	BEHIND	LAP TIME
92		1:20.248	92		1:15.151	92		1:15.769	92		1:15.601	92		1:15.522
81	0.860	1:21.108	81	1.100	1:15.391	81	0.975	1:15.644	81	1.034	1:15.660	81	1.457	1:15.945
54	1.407	1:21.655	54	1.750	1:15.494	54	1.345	1:15.364	54	1.452	1:15.708	54	1.817	1:15.887
57	2.180	1:22.428	57	2.423	1:15.394	57	2.018	1:15.364	57	1.997	1:15.580	57	2.313	1:15.838
14	3.110	1:23.358	14	3.675	1:15.716	14	3.697	1:15.791	14	3.842	1:15.746	14	4.317	1:15.997
99	3.712	1:23.960	99	4.778	1:16.217	99	5.345	1:16.336	99	5.724	1:15.980	99	6.155	1:15.953
27	4.084	1:24.332	27	5.305	1:16.372	27	5.700	1:16.164	27	6.242	1:16.143	27	6.900	1:16.180
78	4.573	1:24.821	78	5.855	1:16.433	78	6.977	1:16.891	11	7.897	1:16.345	11	8.981	1:16.606
11	5.032	1:25.280	11	6.347	1:16.466	11	7.153	1:16.575	78	8.828	1:17.452	78	10.103	1:16.797
19	6.201	1:26.449	19	8.622	1:17.572	19	9.867	1:17.014	19	11.373	1:17.107	19	13.053	1:17.202
68	7.004	1:27.252	68	9.527	1:17.674	68	12.062	1:18.304	68	14.533	1:18.072	68	17.224	1:18.213
95	7.504	1:27.752	95	9.739	1:17.386	95	12.360	1:18.390	95	14.775	1:18.016	95	17.443	1:18.190
40	8.095	1:28.343	40	11.644	1:18.700	40	13.988	1:18.113	40	16.472	1:18.085	40	19.130	1:18.180
10	9.037	1:29.285	10	13.836	1:19.950	10	17.390	1:19.323	10	21.138	1:19.349	10	24.980	1:19.364
12	31.024	1:51.272 P												

Weather / Track : Bright / Dry

2020 Millers Oils Ginetta GT4 SuperCup

ROUND 10 - LAP CHART

LAP 6 @ 12:31:34.904			LAP 7 @ 12:32:50.528			LAP 8 @ 12:34:06.382			LAP 9 @ 12:35:22.359			LAP 10 @ 12:36:38.350		
NO	BEHIND	LAP TIME	NO	BEHIND	LAP TIME	NO	BEHIND	LAP TIME	NO	BEHIND	LAP TIME	NO	BEHIND	LAP TIME
92		1:15.656	92		1:15.624	92		1:15.854	92		1:15.977	92		1:15.991
81	1.898	1:16.097	81	2.480	1:16.206	81	2.905	1:16.279	81	3.365	1:16.437	81	4.072	1:16.698
54	2.332	1:16.171	54	2.697	1:15.989	54	3.255	1:16.412	54	3.589	1:16.311	54	4.304	1:16.706
57	2.835	1:16.178	57	3.159	1:15.948	57	3.819	1:16.514	57	4.038	1:16.196	57	4.572	1:16.525
14	4.823	1:16.162	14	5.013	1:15.814	14	5.019	1:15.860	14	4.712	1:15.670	14	5.267	1:16.546
99	7.112	1:16.613	99	7.830	1:16.342	99	8.492	1:16.516	99	9.446	1:16.931	99	10.080	1:16.625
27	7.532	1:16.288	27	8.302	1:16.394	27	8.958	1:16.510	27	9.766	1:16.785	27	10.455	1:16.680
11	9.670	1:16.345	11	10.374	1:16.328	11	11.325	1:16.805	11	12.470	1:17.122	11	13.559	1:17.080
78	11.610	1:17.163	78	13.515	1:17.529	78	14.725	1:17.064	78	15.489	1:16.741	78	17.104	1:17.606
19	15.017	1:17.620	19	16.775	1:17.382	19	17.992	1:17.071	19	19.024	1:17.009	19	21.149	1:18.116
68	19.777	1:18.209	68	22.581	1:18.428	68	26.824	1:20.097	68	29.705	1:18.858	68	32.725	1:19.011
95	20.207	1:18.420	95	22.956	1:18.373	40	27.259	1:18.837	40	30.233	1:18.951	40	33.191	1:18.949
40	21.603	1:18.129	40	24.276	1:18.297	10	36.624	1:19.866	10	40.865	1:20.218	10	44.898	1:20.024
10	28.385	1:19.061	10	32.612	1:19.851	95	41.288	1:34.186	95	45.254	1:19.943	95	52.086	1:22.823

Weather / Track : Bright / Dry

2020 Millers Oils Ginetta GT4 SuperCup

ROUND 10 - LAP CHART

LAP 11 @ 12:37:55.269			LAP 12 @ 12:39:11.413			LAP 13 @ 12:40:28.678			LAP 14 @ 12:41:44.998			LAP 15 @ 12:43:01.500		
NO	BEHIND	LAP TIME	NO	BEHIND	LAP TIME	NO	BEHIND	LAP TIME	NO	BEHIND	LAP TIME	NO	BEHIND	LAP TIME
92		1:16.919	92		1:16.144	92		1:17.265	92		1:16.320	92		1:16.502
81	3.496	1:16.343	81	4.339	1:16.987	54	4.361	1:17.125	54	3.922	1:15.881	54	3.578	1:16.158
54	3.725	1:16.340	54	4.501	1:16.920	57	5.033	1:17.665	57	4.651	1:15.938	57	4.466	1:16.317
57	4.486	1:16.833	57	4.633	1:16.291	14	5.219	1:17.517	14	5.338	1:16.439	14	5.008	1:16.172
14	4.793	1:16.445	14	4.967	1:16.318	81	6.119	1:19.045	81	6.734	1:16.935	81	7.218	1:16.986
99	10.379	1:17.218	99	10.759	1:16.524	99	10.587	1:17.093	99	11.500	1:17.233	99	12.048	1:17.050
27	10.777	1:17.241	27	11.900	1:17.267	27	11.609	1:16.974	27	12.149	1:16.860	95	2 Laps	1:51.579
11	13.599	1:16.959	11	14.945	1:17.490	11	14.999	1:17.319	11	15.938	1:17.259	27	12.734	1:17.087
78	18.029	1:17.844	78	19.813	1:17.928	78	21.301	1:18.753	78	24.916	1:19.935	11	17.157	1:17.721
19	22.243	1:18.013	19	23.773	1:17.674	19	25.109	1:18.601	19	26.912	1:18.123	78	26.738	1:18.324
68	34.370	1:18.564	68	37.114	1:18.888	68	39.074	1:19.225	68	42.565	1:19.811	19	28.298	1:17.888
40	35.186	1:18.914	40	38.452	1:19.410	40	41.103	1:19.916	40	43.899	1:19.116	68	45.310	1:19.247
10	47.639	1:19.660	10	52.058	1:20.563	95	1 Lap	2:25.402	10	1:00.064	1:21.257	40	46.567	1:19.170
95	1:01.456	1:26.289				10	55.127	1:20.334				10	1:04.547	1:20.985

Weather / Track : Bright / Dry

2020 Millers Oils Ginetta GT4 SuperCup

ROUND 10 - LAP CHART

LAP 16 @ 12:44:17.985

NO	BEHIND	LAP TIME
92		1:16.485
54	3.165	1:16.072
57	4.230	1:16.249
14	4.739	1:16.216
81	7.531	1:16.798
99	12.943	1:17.380
27	13.469	1:17.220
11	19.383	1:18.711
78	30.382	1:20.129
19	31.081	1:19.268
68	48.301	1:19.476
95	2 Laps	1:52.728
40	49.191	1:19.109
10	1:09.457	1:21.395

Weather / Track : Bright / Dry

Results can be found at www.tsl-timing.com

Page 4 of 4

Thruxton
Circuit Length = 2.3560 miles
Start: 12:23 Flag 12:44 End: 12:45

Printed - 12:46 Sunday, 20 September 2020

2020 Millers Oils Ginetta GT4 SuperCup

ROUND 10 - POSITION CHART

No	Name	Lap																
		Pos	1	2	3	4	5	6	7	8	9	10	11	12	13	14	15	16
92	FALVEY	1	92	92	92	92	92	92	92	92	92	92	92	92	92	92	92	92
14	BURNS	2	81	81	81	81	81	81	81	81	81	81	81	81	54	54	54	54
81	HIBBERT	3	54	54	54	54	54	54	54	54	54	54	54	54	57	57	57	57
12	SOMERFIELD	4	57	57	57	57	57	57	57	57	57	57	57	57	14	14	14	14
99	MARSHALL-BIRKS	5	14	14	14	14	14	14	14	14	14	14	14	14	81	81	81	81
54	SMALLEY	6	99	99	99	99	99	99	99	99	99	99	99	99	99	99	99	99
57	BURTON	7	27	27	27	27	27	27	27	27	27	27	27	27	27	27	27	27
27	EMSON	8	78	78	78	11	11	11	11	11	11	11	11	11	11	11	11	11
78	WHITE	9	11	11	11	78	78	78	78	78	78	78	78	78	78	78	78	78
11	SALKELD	10	19	19	19	19	19	19	19	19	19	19	19	19	19	19	19	19
68	BOULTON	11	68	68	68	68	68	68	68	68	68	68	68	68	68	68	68	68
19	GARNETT	12	95	95	95	95	95	95	95	40	40	40	40	40	40	40	40	40
95	LINES	13	40	40	40	40	40	40	40	10	10	10	10	10	10	10	10	10
10	GOLDSMITH	14	10	10	10	10	10	10	10	95	95	95	95	95	95	95	95	95
40	HALSTEAD	15	12															

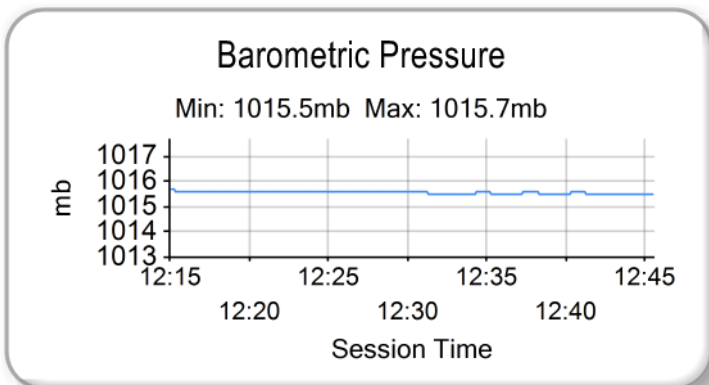
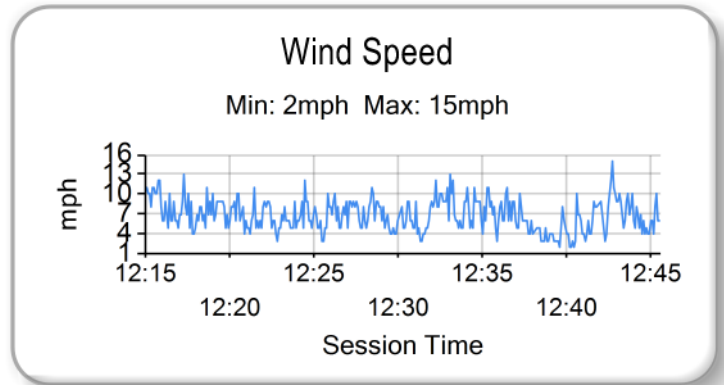
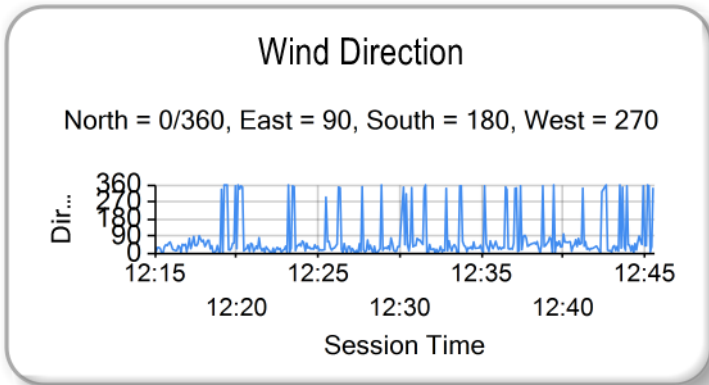
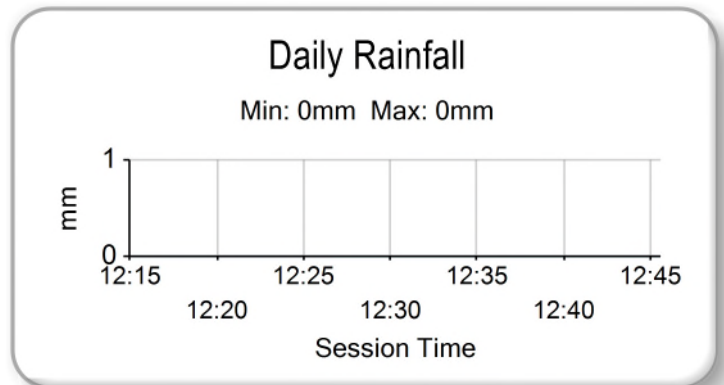
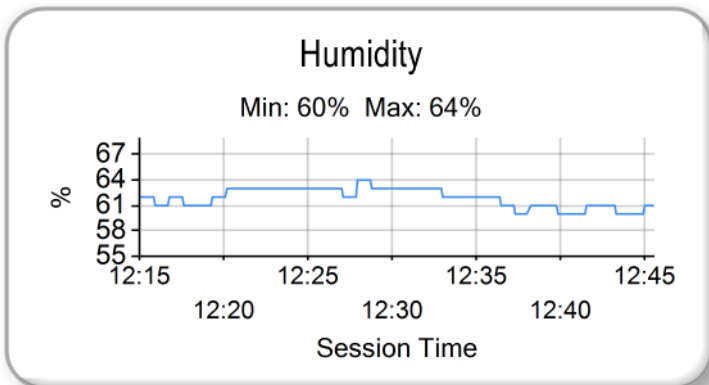
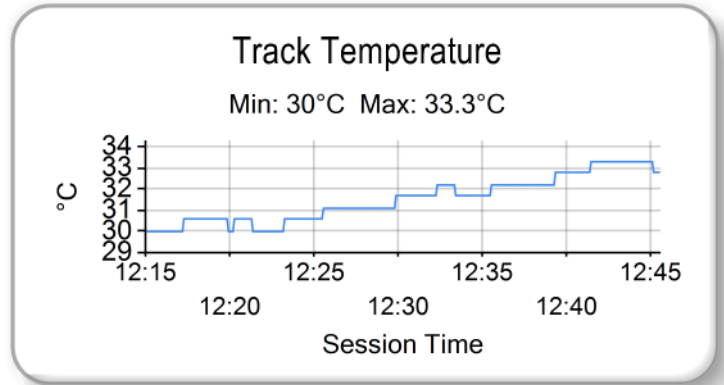
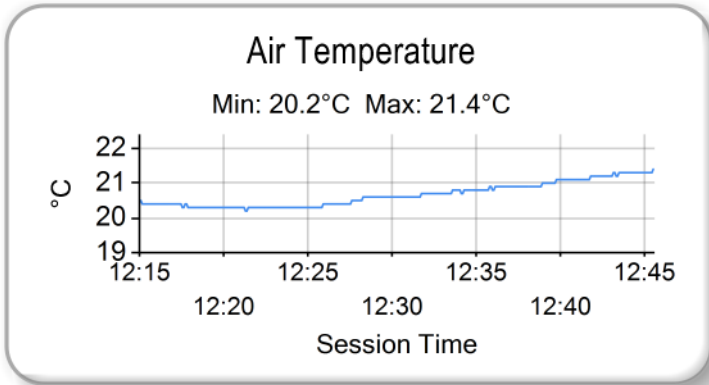
Weather / Track : Bright / Dry

Results can be found at www.tsl-timing.com

Thrupton
 Circuit Length = 2.3560 miles
 Start: 12:23 Flag 12:44 End: 12:45

Printed - 12:47 Sunday, 20 September 2020

2020 Millers Oils Ginetta GT4 SuperCup
ROUND 10 - WEATHER CONDITIONS



Weather / Track : Bright / Dry

Results can be found at www.tsl-timing.com

Thrupton
 Circuit Length = 2.3560 miles
 Start: 12:23 Flag 12:44 End: 12:45

Printed - 12:47 Sunday, 20 September 2020

2020 Millers Oils Ginetta GT4 SuperCup

ROUND 10 - STATISTICS

Competitors Started 15
Planned Start 2020-09-20 @ 12:20:00.000
Actual Start 2020-09-20 @ 12:23:56.956
Finish Time 2020-09-20 @ 12:44:15.143
Track Length 2.3560mi.
Total Laps 223
Total Distance Covered 525.3887mi.

Session Fastest Lap History

NO	CL	NAME	LAP TIME	TIME OF DAY	LAP	VEHICLE
92	Pro	Jamie FALVEY	1:20.248	12:25:17.233	1	Motion Capital Racing
92	Pro	Jamie FALVEY	1:15.151	12:26:32.385	2	Motion Capital Racing

Session Leader History

NO	CL	NAME	FROM LAP	LAPS LED	DISTANCE	VEHICLE
92	Pro	Jamie FALVEY	1	16	37.69 miles	Motion Capital Racing

Flag History

TYPE	TIME OF DAY
GREEN	12:23:56.956
FINISH	12:44:15.143

Flag Statistics

TYPE	COUNT	TOTAL LAPS	TOTAL TIME
Green	1	16	21:34.078
Red	0	0	0.000
Safety Car	0	0	0.000
FCY	0	0	0.000

2020 Millers Oils Ginetta GT4 SuperCup

ROUND 10 - STATISTICS

CLASS : Pro

7 Starters

Fastest Lap History

NO	NAME	LAP TIME	TIME OF DAY	LAP	VEHICLE
92	Jamie FALVEY	1:20.248	12:25:17.233	1	Motion Capital Racing
92	Jamie FALVEY	1:15.151	12:26:32.385	2	Motion Capital Racing

Leader History

NO	NAME	FROM LAP	LAPS LED	DISTANCE	VEHICLE
92	Jamie FALVEY	1	16	37.69 miles	Motion Capital Racing

2020 Millers Oils Ginetta GT4 SuperCup

ROUND 10 - STATISTICS

CLASS : ProAm

4 Starters

Fastest Lap History

NO	NAME	LAP TIME	TIME OF DAY	LAP	VEHICLE
27	Tom EMSON	1:24.332	12:25:21.317	1	Elite Motorsport
27	Tom EMSON	1:16.372	12:26:37.690	2	Elite Motorsport
27	Tom EMSON	1:16.164	12:27:53.854	3	Elite Motorsport
27	Tom EMSON	1:16.143	12:29:09.997	4	Elite Motorsport

Leader History

NO	NAME	FROM LAP	LAPS LED	DISTANCE	VEHICLE
27	Tom EMSON	1	16	37.69 miles	Elite Motorsport

2020 Millers Oils Ginetta GT4 SuperCup

ROUND 10 - STATISTICS

CLASS : Am

4 Starters


Fastest Lap History

NO	NAME	LAP TIME	TIME OF DAY	LAP	VEHICLE
19	Carl GARNETT	1:26.449	12:25:23.435	1	AK Motorsport
19	Carl GARNETT	1:17.572	12:26:41.007	2	AK Motorsport
95	Stewart LINES	1:17.386	12:26:42.124	2	Tirple M Motorsport
19	Carl GARNETT	1:17.014	12:27:58.021	3	AK Motorsport
19	Carl GARNETT	1:17.009	12:35:41.412	9	AK Motorsport

Leader History

NO	NAME	FROM LAP	LAPS LED	DISTANCE	VEHICLE
19	Carl GARNETT	1	16	37.69 miles	AK Motorsport

2020 Millers Oils Ginetta GT4 SuperCup
ROUND 11 - GRID (30 minutes / 16 Laps)

ROW 8	15	19 Carl GARNETT	14	40 Nick HALSTEAD
ROW 7	13	10 Lee GOLDSMITH	12	95 Stewart LINES
ROW 6	11	27 Tom EMSON	10	11 Chris SALKELD
ROW 5	9	78 Colin WHITE	8	68 Eric BOULTON
ROW 4	7	12 Reece SOMERFIELD	6	99 Joe MARSHALL-BIRKS
ROW 3	5	92 Jamie FALVEY	4	54 Adam SMALLEY
ROW 2	3	57 Gus BURTON	2	14 Will BURNS
ROW 1	1	81 Tom HIBBERT		
Pole				
				

Thruxton
 Circuit Length = 2.3560 miles

These results are provisional until the conclusion of any judicial and technical matters.

Clerk Of Course :	Steward :	Timekeeper :

Results can be found at www.tsl-timing.com

Printed - 13:49 Sunday, 20 September 2020



2020 Millers Oils Ginetta GT4 SuperCup

ROUND 11 - CLASSIFICATION - AMENDED

POS	NO	CL	PIC NAME	NAT	ENTRY	LAPS	TIME	GAP	DIFF	MPH	BEST	ON
1	81	Pro	1 Tom HIBBERT	GBR	Triple M Motorsport	16	20:25.794			110.70	1:15.783	2
2	14	Pro	2 Will BURNS	GBR	Rob Boston Racing	16	20:26.187	0.393	0.393	110.67	1:15.747	3
3	57	Pro	3 Gus BURTON	GBR	Century Motorsport	16	20:26.955	1.161	0.768	110.60	1:15.751	4
4	54	Pro	4 Adam SMALLEY	GBR	Elite Motorsport	16	20:27.899	2.105	0.944	110.51	1:15.615	7
5	92	Pro	5 Jamie FALVEY	GBR	Motion Capital Racing	16	20:33.783	7.989	5.884	109.99	1:16.035	4
6	12	Pro	6 Reece SOMERFIELD	GBR	Privateer	16	20:41.644	15.850	7.861	109.29	1:16.040	5
7	27	ProAm	1 Tom EMSON	GBR	Elite Motorsport	16	20:42.980	17.186	1.336	109.17	1:16.198	9
8	78	ProAm	2 Colin WHITE	GBR	CWS Motorsport	16	20:51.522	25.728	8.542	108.43	1:16.715	5
9	19	Am	1 Carl GARNETT	GBR	AK Motorsport	16	20:59.216	33.422	7.694	107.77	1:17.317	8
10	11*	ProAm	3 Chris SALKELD	GBR	Assetto Motorsport	16	21:01.790	35.996	2.574	107.55	1:17.248	9
11	68	ProAm	4 Eric BOULTON	GBR	Team HARD	16	21:17.901	52.107	16.111	106.19	1:18.463	4
12	40	Am	2 Nick HALSTEAD	GBR	Fox Motorsport	16	21:29.444	1:03.650	11.543	105.24	1:19.197	2
13	95	Am	3 Stewart LINES	GBR	Triple M Motorsport	16	21:32.762	1:06.968	3.318	104.97	1:17.572	5
14	99	Pro	7 Joe MARSHALL-BIRKS	GBR	Rob Boston Racing	16	21:37.638	1:11.844	4.876	104.57	1:16.361	4
15	10	Am	4 Lee GOLDSMITH	GBR	Assetto Motorsport	16	21:40.074	1:14.280	2.436	104.38	1:19.211	4

FASTEST LAP

54	Pro	Adam SMALLEY	GBR	Elite Motorsport	7	1:15.615	112.16 mph	180.51 kph
27	ProAm	Tom EMSON	GBR	Elite Motorsport	9	1:16.198	111.31 mph	179.13 kph
19	Am	Carl GARNETT	GBR	AK Motorsport	8	1:17.317	109.69 mph	176.54 kph

* Car 11 - 10 second time penalty - false start

Thruxton
 Circuit Length = 2.3560 miles
 Start: 16:42 Flag 17:03 End: 17:04

Weather / Track : Bright / Dry
 These results are provisional until the conclusion of any judicial and technical matters.

Clerk Of Course :	Steward :	Timekeeper :

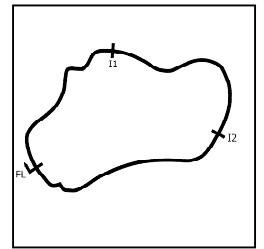
Results can be found at www.tsl-timing.com

Printed - 18:03 Sunday, 20 September 2020



2020 Millers Oils Ginetta GT4 SuperCup

ROUND 11 - SECTOR ANALYSIS



SECTOR 1 = FL to I1, SECTOR 2 = I1 to I2, SECTOR 3 = I2 to FL, DIFF = Difference To Personal Best Lap, P = Crossed Finish Line in Pit Lane, D = Time Disallowed

P1		81 Pro		Tom HIBBERT		Triple M Motorsport				
IDEAL LAP TIME : 1:15.664		BEST LAP TIME : 1:15.783		DIFFERENCE : 0.119						
LAP	SECTOR 1	SECTOR 2	SECTOR 3	LAP TIME	MPH	DIFF	TIME OF DAY			
1 -		106.0	20.639	131.5	29.913	102.6	1:21.844	103.63	6.061	16:44:04.758
2 -	26.049	108.2	20.169	134.2	29.565	102.4	1:15.783 (1)	111.91		16:45:20.541
3 -	25.964	108.4	20.249	133.4	29.696	103.2	1:15.909	111.73	0.126	16:46:36.450
4 -	25.932	108.7	20.194	133.9	29.713	103.2	1:15.839 (3)	111.83	0.056	16:47:52.289
5 -	26.159	108.4	20.314	133.4	29.757	103.0	1:16.230	111.26	0.447	16:49:08.519
6 -	25.930	108.5	20.212	133.4	29.667	103.4	1:15.809 (2)	111.88	0.026	16:50:24.328
7 -	26.138	108.9	20.315	133.1	29.668	102.1	1:16.121	111.42	0.338	16:51:40.449
8 -	26.141	108.0	20.260	133.6	29.754	102.9	1:16.155	111.37	0.372	16:52:56.604
9 -	26.163	108.2	20.292	133.1	29.904	102.9	1:16.359	111.07	0.576	16:54:12.963
10 -	26.135	108.2	20.402	132.1	29.660	103.4	1:16.197	111.31	0.414	16:55:29.160
11 -	26.290	107.3	20.409	132.8	29.754	103.4	1:16.453	110.93	0.670	16:56:45.613
12 -	26.182	108.9	20.322	132.8	29.804	102.9	1:16.308	111.14	0.525	16:58:01.921
13 -	26.353	108.4	20.348	133.1	29.697	103.2	1:16.398	111.01	0.615	16:59:18.319
14 -	26.378	107.8	20.486	132.6	29.818	103.2	1:16.682	110.60	0.899	17:00:35.001
15 -	26.431	108.4	20.440	132.8	29.905	103.2	1:16.776	110.47	0.993	17:01:51.777
16 -	26.294	109.4	20.599	132.3	30.038	101.8	1:16.931	110.24	1.148	17:03:08.708

P2		14 Pro		Will BURNS		Rob Boston Racing				
IDEAL LAP TIME : 1:15.662		BEST LAP TIME : 1:15.747		DIFFERENCE : 0.085						
LAP	SECTOR 1	SECTOR 2	SECTOR 3	LAP TIME	MPH	DIFF	TIME OF DAY			
1 -		107.3	20.532	133.4	29.998	102.4	1:22.122	103.28	6.375	16:44:05.036
2 -	26.185	108.2	20.390	132.8	29.553	102.9	1:16.128	111.41	0.381	16:45:21.164
3 -	25.979	108.4	20.285	133.6	29.483	103.5	1:15.747 (1)	111.97		16:46:36.911
4 -	26.052	108.4	20.290	133.6	29.563	102.9	1:15.905 (3)	111.73	0.158	16:47:52.816
5 -	25.998	109.1	20.337	132.8	29.647	103.7	1:15.982	111.62	0.235	16:49:08.798
6 -	26.100	108.5	20.336	133.4	29.667	102.6	1:16.103	111.44	0.356	16:50:24.901
7 -	25.894	109.8	20.396	132.3	29.526	103.0	1:15.816 (2)	111.87	0.069	16:51:40.717
8 -	26.150	108.2	20.493	132.8	29.682	103.2	1:16.325	111.12	0.578	16:52:57.042
9 -	26.158	108.9	20.483	133.4	29.650	103.2	1:16.291	111.17	0.544	16:54:13.333
10 -	26.142	108.5	20.497	132.8	29.574	102.7	1:16.213	111.28	0.466	16:55:29.546
11 -	26.207	108.2	20.672	132.3	29.505	103.2	1:16.384	111.03	0.637	16:56:45.930
12 -	26.644	107.3	20.502	133.4	29.912	102.4	1:17.058	110.06	1.311	16:58:02.988
13 -	26.313	107.8	20.479	133.1	29.630	102.9	1:16.422	110.98	0.675	16:59:19.410
14 -	26.136	107.0	20.467	133.9	29.561	103.5	1:16.164	111.35	0.417	17:00:35.574
15 -	26.305	108.0	20.520	132.6	29.778	103.0	1:16.603	110.72	0.856	17:01:52.177
16 -	26.276	108.7	20.474	134.4	30.174	102.2	1:16.924	110.25	1.177	17:03:09.101

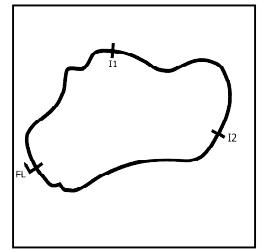
P3		57 Pro		Gus BURTON		Century Motorsport				
IDEAL LAP TIME : 1:15.637		BEST LAP TIME : 1:15.751		DIFFERENCE : 0.114						
LAP	SECTOR 1	SECTOR 2	SECTOR 3	LAP TIME	MPH	DIFF	TIME OF DAY			
1 -		106.6	20.615	132.8	29.832	103.7	1:22.352	102.99	6.601	16:44:05.266
2 -	26.269	108.4	20.403	133.4	29.496	103.0	1:16.168	111.35	0.417	16:45:21.434
3 -	26.003	109.1	20.389	132.8	29.582	103.2	1:15.974 (3)	111.63	0.223	16:46:37.408
4 -	25.855	108.9	20.429	132.6	29.467	103.5	1:15.751 (1)	111.96		16:47:53.159
5 -	26.154	108.5	20.334	133.4	29.574	102.6	1:16.062	111.50	0.311	16:49:09.221
6 -	26.029	108.2	20.427	133.4	29.507	102.9	1:15.963 (2)	111.65	0.212	16:50:25.184
7 -	26.096	108.9	20.315	132.1	29.660	102.4	1:16.071	111.49	0.320	16:51:41.255
8 -	26.100	108.5	20.459	132.3	29.596	102.9	1:16.155	111.37	0.404	16:52:57.410
9 -	26.216	107.8	20.454	132.8	29.577	103.4	1:16.247	111.23	0.496	16:54:13.657
10 -	26.230	108.7	20.434	133.1	29.746	103.2	1:16.410	111.00	0.659	16:55:30.067
11 -	26.089	107.7	20.486	132.6	29.753	103.4	1:16.328	111.12	0.577	16:56:46.395
12 -	26.477	105.1	20.618	131.3	29.815	103.5	1:16.910	110.27	1.159	16:58:03.305
13 -	26.531	108.4	20.404	132.3	29.664	102.7	1:16.599	110.72	0.848	16:59:19.904
14 -	26.231	103.8	20.898	128.8	30.222	102.1	1:17.351	109.65	1.600	17:00:37.255
15 -	26.112	108.5	20.514	132.6	29.603	102.9	1:16.229	111.26	0.478	17:01:53.484
16 -	26.190	107.5	20.533	131.8	29.662	102.4	1:16.385	111.03	0.634	17:03:09.869

Weather / Track : Bright / Dry

Thruxton
Circuit Length = 2.3560 miles
Start: 16:42 Flag 17:03 End: 17:04

2020 Millers Oils Ginetta GT4 SuperCup

ROUND 11 - SECTOR ANALYSIS



SECTOR 1 = FL to I1, SECTOR 2 = I1 to I2, SECTOR 3 = I2 to FL, DIFF = Difference To Personal Best Lap, P = Crossed Finish Line in Pit Lane, D = Time Disallowed

P4		54 Pro		Adam SMALLEY			Elite Motorsport			
IDEAL LAP TIME : 1:15.590		BEST LAP TIME : 1:15.615			DIFFERENCE : 0.025					
LAP	SECTOR 1	SECTOR 2		SECTOR 3		LAP TIME	MPH	DIFF	TIME OF DAY	
1 -		105.5	20.638	133.1	29.594	104.5	1:22.588	102.69	6.973	16:44:05.502
2 -	26.238	108.9	20.541	132.8	29.478	103.5	1:16.257	111.22	0.642	16:45:21.759
3 -	26.106	108.7	20.354	133.6	29.571	103.8	1:16.031 (3)	111.55	0.416	16:46:37.790
4 -	25.918	108.4	20.353	133.4	29.544	103.4	1:15.815 (2)	111.87	0.200	16:47:53.605
5 -	26.014	108.4	20.428	133.1	29.591	103.8	1:16.033	111.55	0.418	16:49:09.638
6 -	25.981	108.2	20.469	133.4	29.968	101.9	1:16.418	110.98	0.803	16:50:26.056
7 -	25.943	108.5	20.294	133.4	29.378	103.8	1:15.615 (1)	112.16		16:51:41.671
8 -	26.098	108.2	20.351	134.2	29.936	103.4	1:16.385	111.03	0.770	16:52:58.056
9 -	26.008	108.7	20.391	133.6	29.774	103.0	1:16.173	111.34	0.558	16:54:14.229
10 -	26.128	108.2	20.397	133.1	29.849	103.0	1:16.374	111.05	0.759	16:55:30.603
11 -	26.045	108.9	20.357	133.4	29.798	103.7	1:16.200	111.30	0.585	16:56:46.803
12 -	26.379	106.1	20.611	132.6	30.001	102.2	1:16.991	110.16	1.376	16:58:03.794
13 -	26.362	107.7	20.553	132.3	29.775	102.6	1:16.690	110.59	1.075	16:59:20.484
14 -	26.250	108.4	20.461	133.1	30.566	103.0	1:17.277	109.75	1.662	17:00:37.761
15 -	26.093	108.5	20.427	132.6	29.748	103.5	1:16.268	111.20	0.653	17:01:54.029
16 -	26.106	103.8	20.586	132.8	30.092	102.2	1:16.784	110.46	1.169	17:03:10.813

P5		92 Pro		Jamie FALVEY			Motion Capital Racing			
IDEAL LAP TIME : 1:15.902		BEST LAP TIME : 1:16.035			DIFFERENCE : 0.133					
LAP	SECTOR 1	SECTOR 2		SECTOR 3		LAP TIME	MPH	DIFF	TIME OF DAY	
1 -		104.6	20.844	133.1	29.815	104.0	1:23.367	101.73	7.332	16:44:06.281
2 -	26.351	107.7	20.516	132.8	29.956	100.9	1:16.823	110.40	0.788	16:45:23.104
3 -	26.672	108.5	20.363	132.6	29.664	103.7	1:16.699	110.58	0.664	16:46:39.803
4 -	26.043	108.5	20.339	132.8	29.653	103.2	1:16.035 (1)	111.54		16:47:55.838
5 -	26.125	108.4	20.410	131.8	29.522	103.7	1:16.057 (2)	111.51	0.022	16:49:11.895
6 -	26.235	108.2	20.369	132.6	29.798	103.7	1:16.402	111.01	0.367	16:50:28.297
7 -	26.405	107.8	20.337	132.3	29.546	103.4	1:16.288 (3)	111.17	0.253	16:51:44.585
8 -	26.234	107.2	20.505	131.5	29.728	103.7	1:16.467	110.91	0.432	16:53:01.052
9 -	26.263	108.0	20.365	132.3	29.746	103.2	1:16.374	111.05	0.339	16:54:17.426
10 -	26.246	108.2	20.367	132.3	29.690	102.1	1:16.303	111.15	0.268	16:55:33.729
11 -	26.474	108.2	20.503	129.5	29.898	103.4	1:16.875	110.32	0.840	16:56:50.604
12 -	26.408	109.1	20.456	131.3	29.901	102.7	1:16.765	110.48	0.730	16:58:07.369
13 -	26.659	108.4	20.641	130.8	29.923	103.4	1:17.223	109.83	1.188	16:59:24.592
14 -	26.685	107.7	20.612	131.3	29.704	103.0	1:17.001	110.14	0.966	17:00:41.593
15 -	26.761	107.7	20.564	131.3	30.011	102.7	1:17.336	109.67	1.301	17:01:58.929
16 -	26.760	107.8	20.754	130.5	30.254	97.6	1:17.768	109.06	1.733	17:03:16.697

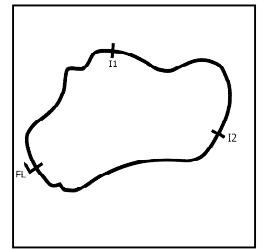
P6		12 Pro		Reece SOMERFIELD			Privateer			
IDEAL LAP TIME : 1:15.949		BEST LAP TIME : 1:16.040			DIFFERENCE : 0.091					
LAP	SECTOR 1	SECTOR 2		SECTOR 3		LAP TIME	MPH	DIFF	TIME OF DAY	
1 -		106.1	21.167	130.3	29.777	103.5	1:23.840	101.16	7.800	16:44:06.754
2 -	26.305	109.4	20.444	133.6	29.786	101.6	1:16.535	110.82	0.495	16:45:23.289
3 -	27.013	108.2	20.234	133.9	29.759	104.0	1:17.006	110.14	0.966	16:46:40.295
4 -	26.297	108.2	20.388	133.4	29.810	103.0	1:16.495	110.87	0.455	16:47:56.790
5 -	26.235	108.4	20.264	133.6	29.541	102.9	1:16.040 (1)	111.54		16:49:12.830
6 -	26.190	108.9	20.327	132.3	29.706	102.1	1:16.223 (2)	111.27	0.183	16:50:29.053
7 -	26.417	108.7	20.382	132.1	29.657	103.2	1:16.456	110.93	0.416	16:51:45.509
8 -	26.359	106.8	20.333	132.3	29.745	103.5	1:16.437	110.96	0.397	16:53:01.946
9 -	26.174	108.9	20.455	131.8	29.784	103.4	1:16.413 (3)	110.99	0.373	16:54:18.359
10 -	26.189	108.5	21.428	118.7	30.802	102.1	1:18.419	108.15	2.379	16:55:36.778
11 -	26.423	107.8	20.826	130.0	30.334	102.2	1:17.583	109.32	1.543	16:56:54.361
12 -	27.035	105.8	20.861	130.8	30.335	102.7	1:18.231	108.41	2.191	16:58:12.592
13 -	26.549	108.4	20.784	129.8	30.608	102.2	1:17.941	108.82	1.901	16:59:30.533
14 -	26.500	107.5	20.795	131.8	30.344	103.0	1:17.639	109.24	1.599	17:00:48.172
15 -	26.656	107.7	20.971	130.8	30.410	103.2	1:18.037	108.68	1.997	17:02:06.209
16 -	26.556	108.7	20.873	130.8	30.920	102.2	1:18.349	108.25	2.309	17:03:24.558

Weather / Track : Bright / Dry

Thruxton
Circuit Length = 2.3560 miles
Start: 16:42 Flag 17:03 End: 17:04

2020 Millers Oils Ginetta GT4 SuperCup

ROUND 11 - SECTOR ANALYSIS



SECTOR 1 = FL to I1, SECTOR 2 = I1 to I2, SECTOR 3 = I2 to FL, DIFF = Difference To Personal Best Lap, P = Crossed Finish Line in Pit Lane, D = Time Disallowed

P7 27 ProAm Tom EMSON			Elite Motorsport							
IDEAL LAP TIME : 1:16.138			BEST LAP TIME : 1:16.198			DIFFERENCE : 0.060				
LAP	SECTOR 1	SECTOR 2	SECTOR 3	LAP TIME	MPH	DIFF	TIME OF DAY			
1 -		101.9	21.598	129.8	30.114	102.2	1:25.721	98.94	9.523	16:44:08.635
2 -	26.074	108.5	20.455	134.4	29.724	103.7	1:16.253 (2)	111.22	0.055	16:45:24.888
3 -	26.231	107.7	20.444	133.9	30.080	102.9	1:16.755	110.50	0.557	16:46:41.643
4 -	26.169	107.8	20.477	131.8	29.911	102.6	1:16.557	110.78	0.359	16:47:58.200
5 -	26.119	108.7	20.460	132.8	29.748	103.8	1:16.327 (3)	111.12	0.129	16:49:14.527
6 -	26.570	108.5	20.658	130.8	29.766	102.9	1:16.994	110.15	0.796	16:50:31.521
7 -	26.194	106.6	20.461	132.1	29.722	102.7	1:16.377	111.04	0.179	16:51:47.898
8 -	26.348	107.5	20.391	132.1	29.818	103.0	1:16.557	110.78	0.359	16:53:04.455
9 -	26.040	108.5	20.376	132.1	29.782	103.2	1:16.198 (1)	111.31		16:54:20.653
10 -	26.081	108.4	20.409	131.5	30.045	102.9	1:16.535	110.82	0.337	16:55:37.188
11 -	26.414	106.8	20.756	130.8	30.212	103.0	1:17.382	109.60	1.184	16:56:54.570
12 -	26.980	108.5	20.809	132.6	30.554	103.0	1:18.343	108.26	2.145	16:58:12.913
13 -	26.621	107.7	20.875	130.8	30.388	103.5	1:17.884	108.90	1.686	16:59:30.797
14 -	26.931	106.5	20.859	130.8	30.250	103.2	1:18.040	108.68	1.842	17:00:48.837
15 -	26.647	108.5	20.655	132.3	30.378	103.2	1:17.680	109.18	1.482	17:02:06.517
16 -	26.731	108.5	20.766	131.0	31.880	98.8	1:19.377	106.85	3.179	17:03:25.894

P8 78 ProAm Colin WHITE			CWS Motorsport							
IDEAL LAP TIME : 1:16.475			BEST LAP TIME : 1:16.715			DIFFERENCE : 0.240				
LAP	SECTOR 1	SECTOR 2	SECTOR 3	LAP TIME	MPH	DIFF	TIME OF DAY			
1 -		100.9	21.592	130.5	30.628	101.6	1:26.298	98.28	9.583	16:44:09.212
2 -	26.347	107.3	20.559	133.1	30.084	101.3	1:16.990 (3)	110.16	0.275	16:45:26.202
3 -	26.456	103.7	20.794	130.8	30.197	100.4	1:17.447	109.51	0.732	16:46:43.649
4 -	26.448	105.6	20.589	131.8	30.219	100.4	1:17.256	109.78	0.541	16:48:00.905
5 -	26.053	108.4	20.506	132.1	30.156	101.3	1:16.715 (1)	110.56		16:49:17.620
6 -	25.909	108.4	20.548	130.8	30.474	101.0	1:16.931 (2)	110.24	0.216	16:50:34.551
7 -	26.358	107.5	20.584	131.3	30.881	99.5	1:17.823	108.98	1.108	16:51:52.374
8 -	26.457	104.6	20.679	131.3	31.042	100.7	1:18.178	108.49	1.463	16:53:10.552
9 -	26.649	105.6	20.764	131.0	30.621	101.5	1:18.034	108.69	1.319	16:54:28.586
10 -	26.280	107.3	20.634	129.8	30.542	101.8	1:17.456	109.50	0.741	16:55:46.042
11 -	26.418	106.5	20.564	131.3	30.253	101.2	1:17.235	109.81	0.520	16:57:03.277
12 -	26.401	105.5	20.816	130.8	31.333	98.3	1:18.550	107.97	1.835	16:58:21.827
13 -	26.821	105.3	20.482	131.8	31.356	100.1	1:18.659	107.82	1.944	16:59:40.486
14 -	26.432	105.0	20.678	130.8	30.787	101.3	1:17.897	108.88	1.182	17:00:58.383
15 -	26.469	107.8	20.493	131.3	30.426	100.4	1:17.388	109.59	0.673	17:02:15.771
16 -	26.975	106.6	20.883	130.3	30.807	99.5	1:18.665	107.81	1.950	17:03:34.436

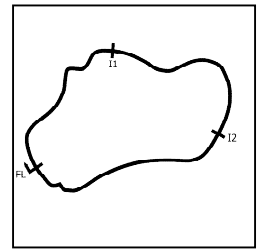
P9 11 ProAm Chris SALKELD			Assetto Motorsport							
IDEAL LAP TIME : 1:16.986			BEST LAP TIME : 1:17.248			DIFFERENCE : 0.262				
LAP	SECTOR 1	SECTOR 2	SECTOR 3	LAP TIME	MPH	DIFF	TIME OF DAY			
1 -		103.2	21.847	128.8	30.497	102.1	1:26.854	97.65	9.606	16:44:09.768
2 -	26.582	106.0	21.027	130.5	29.960	102.6	1:17.569	109.34	0.321	16:45:27.337
3 -	26.543	106.3	20.893	130.3	30.117	102.1	1:17.553	109.36	0.305	16:46:44.890
4 -	26.387	106.8	20.939	129.8	30.266	102.2	1:17.592	109.31	0.344	16:48:02.482
5 -	26.368	107.2	20.861	129.8	30.020	102.9	1:17.249 (2)	109.79	0.001	16:49:19.731
6 -	26.521	104.6	21.065	128.0	31.931	100.0	1:19.517	106.66	2.269	16:50:39.248
7 -	26.623	106.5	20.878	129.3	30.061	101.8	1:17.562	109.35	0.314	16:51:56.810
8 -	26.344	106.1	20.888	129.5	30.323	102.7	1:17.555	109.36	0.307	16:53:14.365
9 -	26.347	106.3	20.779	130.0	30.122	103.0	1:17.248 (1)	109.79		16:54:31.613
10 -	26.492	106.3	20.726	130.5	30.450	99.4	1:17.668	109.20	0.420	16:55:49.281
11 -	26.477	107.0	20.682	130.3	30.281	101.9	1:17.440	109.52	0.192	16:57:06.721
12 -	26.413	106.6	20.857	129.8	30.394	101.8	1:17.664	109.20	0.416	16:58:24.385
13 -	26.611	105.1	20.858	129.8	30.211	102.9	1:17.680	109.18	0.432	16:59:42.065
14 -	26.508	105.5	20.907	130.0	30.289	101.5	1:17.704	109.15	0.456	17:00:59.769
15 -	26.481	106.5	20.926	129.3	30.214	102.9	1:17.621	109.26	0.373	17:02:17.390
16 -	26.444	107.0	20.736	129.5	30.134	101.9	1:17.314 (3)	109.70	0.066	17:03:34.704

Weather / Track : Bright / Dry

Thruxton
Circuit Length = 2.3560 miles
Start: 16:42 Flag 17:03 End: 17:04

2020 Millers Oils Ginetta GT4 SuperCup

ROUND 11 - SECTOR ANALYSIS



SECTOR 1 = FL to I1, SECTOR 2 = I1 to I2, SECTOR 3 = I2 to FL, DIFF = Difference To Personal Best Lap, P = Crossed Finish Line in Pit Lane, D = Time Disallowed

P10 19 Am Carl GARNETT		AK Motorsport								
IDEAL LAP TIME : 1:16.979		BEST LAP TIME : 1:17.317			DIFFERENCE : 0.338					
LAP	SECTOR 1	SECTOR 2		SECTOR 3		LAP TIME	MPH	DIFF	TIME OF DAY	
1 -		103.8	21.753	129.5	31.168	102.4	1:28.068	96.30	10.751	16:44:10.982
2 -	26.841	105.6	20.966	131.0	30.875	100.4	1:18.682	107.79	1.365	16:45:29.664
3 -	26.314	107.7	20.469	132.1	31.050	101.5	1:17.833	108.97	0.516	16:46:47.497
4 -	26.461	107.8	20.495	131.8	30.548	100.4	1:17.504	109.43	0.187	16:48:05.001
5 -	26.354	107.5	20.581	131.3	30.620	101.3	1:17.555	109.36	0.238	16:49:22.556
6 -	26.326	107.5	20.781	129.5	30.907	101.0	1:18.014	108.71	0.697	16:50:40.570
7 -	26.475	106.1	20.776	131.0	30.281	102.1	1:17.532	109.39	0.215	16:51:58.102
8 -	26.229	105.8	20.691	131.8	30.397	100.7	1:17.317 (1)	109.69		16:53:15.419
9 -	26.494	107.2	20.553	132.3	30.360	101.3	1:17.407 (3)	109.57	0.090	16:54:32.826
10 -	26.443	108.5	20.610	131.8	30.352	102.1	1:17.405 (2)	109.57	0.088	16:55:50.231
11 -	26.502	106.0	20.652	131.3	30.356	102.6	1:17.510	109.42	0.193	16:57:07.741
12 -	26.735	105.3	21.032	131.0	30.602	101.5	1:18.369	108.22	1.052	16:58:26.110
13 -	26.689	106.8	20.922	128.3	30.933	100.4	1:18.544	107.98	1.227	16:59:44.654
14 -	26.716	107.0	21.230	130.8	30.655	101.5	1:18.601	107.90	1.284	17:01:03.255
15 -	26.777	107.2	21.406	128.8	31.049	101.9	1:19.232	107.04	1.915	17:02:22.487
16 -	26.857	108.0	21.443	129.3	31.343	100.4	1:19.643	106.49	2.326	17:03:42.130

P11 68 ProAm Eric BOULTON		Team HARD								
IDEAL LAP TIME : 1:18.451		BEST LAP TIME : 1:18.463			DIFFERENCE : 0.012					
LAP	SECTOR 1	SECTOR 2		SECTOR 3		LAP TIME	MPH	DIFF	TIME OF DAY	
1 -		102.7	21.822	130.5	30.835	101.0	1:27.654	96.76	9.191	16:44:10.568
2 -	26.887	106.6	21.340	127.8	31.790	99.4	1:20.017	105.99	1.554	16:45:30.585
3 -	26.931	105.8	21.313	128.8	31.167	100.6	1:19.411	106.80	0.948	16:46:49.996
4 -	26.768	105.8	21.156	129.5	30.539	101.8	1:18.463 (1)	108.09		16:48:08.459
5 -	26.756	106.6	21.351	130.0	30.580	101.3	1:18.687 (2)	107.78	0.224	16:49:27.146
6 -	26.913	106.0	21.422	129.0	31.234	100.1	1:19.569	106.59	1.106	16:50:46.715
7 -	27.082	104.5	21.559	129.0	31.123	101.3	1:19.764	106.33	1.301	16:52:06.479
8 -	27.296	105.0	21.214	129.8	31.255	99.4	1:19.765	106.33	1.302	16:53:26.244
9 -	26.886	106.3	21.350	129.5	30.965	101.5	1:19.201	107.08	0.738	16:54:45.445
10 -	26.949	106.3	21.460	129.8	30.719	101.6	1:19.128 (3)	107.18	0.665	16:56:04.573
11 -	27.034	106.3	21.306	129.5	30.958	100.6	1:19.298	106.95	0.835	16:57:23.871
12 -	26.997	104.2	21.284	129.5	31.004	101.6	1:19.285	106.97	0.822	16:58:43.156
13 -	27.287	106.1	21.599	128.0	31.159	100.6	1:20.045	105.96	1.582	17:00:03.201
14 -	26.936	106.8	21.362	129.3	30.959	101.3	1:19.257	107.01	0.794	17:01:22.458
15 -	26.953	106.3	21.412	129.8	30.847	100.0	1:19.212	107.07	0.749	17:02:41.670
16 -	27.021	104.3	21.428	130.0	30.696	101.2	1:19.145	107.16	0.682	17:04:00.815

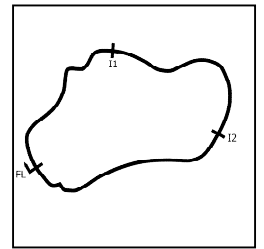
P12 40 Am Nick HALSTEAD		Fox Motorsport								
IDEAL LAP TIME : 1:18.978		BEST LAP TIME : 1:19.197			DIFFERENCE : 0.219					
LAP	SECTOR 1	SECTOR 2		SECTOR 3		LAP TIME	MPH	DIFF	TIME OF DAY	
1 -		101.8	21.841	128.3	31.512	101.2	1:29.095	95.19	9.898	16:44:12.009
2 -	26.889	105.8	21.319	129.0	30.989	100.1	1:19.197 (1)	107.09		16:45:31.206
3 -	27.281	103.4	21.339	129.8	31.128	98.8	1:19.748	106.35	0.551	16:46:50.954
4 -	27.399	106.5	21.244	130.0	31.225	101.5	1:19.868	106.19	0.671	16:48:10.822
5 -	27.164	104.5	21.281	129.8	30.845	101.9	1:19.290 (2)	106.96	0.093	16:49:30.112
6 -	27.018	105.8	21.353	129.8	30.968	101.0	1:19.339 (3)	106.90	0.142	16:50:49.451
7 -	27.368	104.3	21.482	129.3	31.629	99.7	1:20.479	105.38	1.282	16:52:09.930
8 -	27.281	104.3	21.484	129.0	31.280	101.5	1:20.045	105.96	0.848	16:53:29.975
9 -	27.327	103.7	21.454	129.8	31.281	101.3	1:20.062	105.93	0.865	16:54:50.037
10 -	27.229	105.0	21.568	128.0	31.278	101.5	1:20.075	105.92	0.878	16:56:10.112
11 -	27.454	102.7	21.574	129.0	31.275	100.4	1:20.303	105.62	1.106	16:57:30.415
12 -	27.266	103.2	21.469	129.0	31.263	101.5	1:19.998	106.02	0.801	16:58:50.413
13 -	27.274	106.5	21.788	126.8	31.169	102.1	1:20.231	105.71	1.034	17:00:10.644
14 -	27.487	106.0	21.517	128.8	31.325	99.8	1:20.329	105.58	1.132	17:01:30.973
15 -	27.400	101.3	21.584	128.8	31.400	100.4	1:20.384	105.51	1.187	17:02:51.357
16 -	27.524	101.3	21.872	128.5	31.605	99.5	1:21.001	104.70	1.804	17:04:12.358

Weather / Track : Bright / Dry

Thruxton
Circuit Length = 2.3560 miles
Start: 16:42 Flag 17:03 End: 17:04

2020 Millers Oils Ginetta GT4 SuperCup

ROUND 11 - SECTOR ANALYSIS



SECTOR 1 = FL to I1, SECTOR 2 = I1 to I2, SECTOR 3 = I2 to FL, DIFF = Difference To Personal Best Lap, P = Crossed Finish Line in Pit Lane, D = Time Disallowed

P13 95 Am Stewart LINES		Tirple M Motorsport								
IDEAL LAP TIME : 1:17.572		BEST LAP TIME : 1:17.572		DIFFERENCE : 0.000						
LAP	SECTOR 1	SECTOR 2	SECTOR 3	LAP TIME	MPH	DIFF	TIME OF DAY			
1 -	97.5	22.424	126.6	32.296	98.6	1:42.591	82.67	25.019	16:44:25.505	
2 -	27.860	101.5	21.781	127.0	31.765	97.2	1:21.406	104.18	3.834	16:45:46.911
3 -	27.139	105.6	21.495	127.0	30.923	100.4	1:19.557	106.61	1.985	16:47:06.468
4 -	26.509	104.2	21.159	130.0	30.863	100.4	1:18.531 (2)	108.00	0.959	16:48:24.999
5 -	26.343	105.0	20.772	131.5	30.457	99.5	1:17.572 (1)	109.33		16:49:42.571
6 -	26.641	105.1	21.172	128.3	31.026	97.6	1:18.839	107.58	1.267	16:51:01.410
7 -	26.839	103.4	21.491	127.3	31.208	98.5	1:19.538	106.63	1.966	16:52:20.948
8 -	26.632	104.8	21.171	128.5	31.059	100.0	1:18.862	107.55	1.290	16:53:39.810
9 -	26.801	106.1	21.136	130.3	31.035	100.0	1:18.972	107.40	1.400	16:54:58.782
10 -	26.682	106.0	21.161	129.5	30.986	100.4	1:18.829 (3)	107.59	1.257	16:56:17.611
11 -	26.978	106.8	21.476	128.0	32.285	98.2	1:20.739	105.04	3.167	16:57:38.350
12 -	27.271	104.2	21.434	128.5	31.257	99.1	1:19.962	106.07	2.390	16:58:58.312
13 -	26.976	106.8	21.170	130.0	31.138	98.6	1:19.284	106.97	1.712	17:00:17.596
14 -	26.744	106.3	21.220	130.3	30.977	100.3	1:18.941	107.44	1.369	17:01:36.537
15 -	26.881	104.3	21.207	129.5	31.033	100.1	1:19.121	107.19	1.549	17:02:55.658
16 -	27.029	106.5	21.321	128.8	31.668	98.1	1:20.018	105.99	2.446	17:04:15.676

P14 99 Pro Joe MARSHALL-BIRKS		Rob Boston Racing								
IDEAL LAP TIME : 1:16.172		BEST LAP TIME : 1:16.361		DIFFERENCE : 0.189						
LAP	SECTOR 1	SECTOR 2	SECTOR 3	LAP TIME	MPH	DIFF	TIME OF DAY			
1 -	100.4	21.243	131.5	29.884	101.8	1:24.980	99.80	8.619	16:44:07.894	
2 -	26.570	108.2	20.270	133.6	29.604	102.1	1:16.444 (2)	110.95	0.083	16:45:24.338
3 -	26.470	107.8	20.535	133.6	29.807	102.2	1:16.812	110.42	0.451	16:46:41.150
4 -	26.298	108.0	20.344	133.9	29.719	102.6	1:16.361 (1)	111.07		16:47:57.511
5 -	26.418	108.0	20.422	133.4	29.822	101.8	1:16.662 (3)	110.63	0.301	16:49:14.173
6 -	26.671	108.2	25.429	73.4	IN PIT		1:28.544 P	95.78	12.183	16:50:42.717
7 -	OUTLAP	106.0	20.739	132.1	30.204	101.6	1:59.777	70.81	43.416	16:52:42.494
8 -	26.429	107.2	20.616	132.1	30.335	101.5	1:17.380	109.60	1.019	16:53:59.874
9 -	26.560	106.6	20.612	132.3	30.398	101.8	1:17.570	109.34	1.209	16:55:17.444
10 -	26.440	107.3	20.592	131.5	30.142	101.2	1:17.174	109.90	0.813	16:56:34.618
11 -	26.804	106.6	20.697	132.3	30.253	102.6	1:17.754	109.08	1.393	16:57:52.372
12 -	26.584	107.3	20.700	132.1	30.231	101.8	1:17.515	109.41	1.154	16:59:09.887
13 -	26.563	105.5	20.835	131.8	30.149	102.2	1:17.547	109.37	1.186	17:00:27.434
14 -	26.476	107.3	20.649	132.1	30.278	101.2	1:17.403	109.57	1.042	17:01:44.837
15 -	26.728	108.0	20.702	131.5	30.192	101.8	1:17.622	109.26	1.261	17:03:02.459
16 -	26.914	107.2	20.748	131.5	30.431	100.6	1:18.093	108.60	1.732	17:04:20.552

P15 10 Am Lee GOLDSMITH		Assetto Motorsport								
IDEAL LAP TIME : 1:19.060		BEST LAP TIME : 1:19.211		DIFFERENCE : 0.151						
LAP	SECTOR 1	SECTOR 2	SECTOR 3	LAP TIME	MPH	DIFF	TIME OF DAY			
1 -	102.2	21.687	124.9	32.112	98.3	1:29.967	94.27	10.756	16:44:12.881	
2 -	27.517	103.4	21.328	128.3	31.698	98.9	1:20.543	105.30	1.332	16:45:33.424
3 -	26.825	105.6	21.211	128.5	31.782	100.0	1:19.818 (2)	106.26	0.607	16:46:53.242
4 -	26.880	107.5	21.261	127.0	31.070	99.7	1:19.211 (1)	107.07		16:48:12.453
5 -	26.916	107.5	21.341	127.3	31.887	97.6	1:20.144	105.82	0.933	16:49:32.597
6 -	27.236	106.6	21.165	128.0	34.083	99.2	1:22.484	102.82	3.273	16:50:55.081
7 -	27.707	107.0	21.329	128.3	31.844	97.5	1:20.880	104.86	1.669	16:52:15.961
8 -	27.194	103.7	21.491	128.0	31.232	100.0	1:19.917 (3)	106.13	0.706	16:53:35.878
9 -	27.522	105.6	21.267	129.5	32.013	99.2	1:20.802	104.96	1.591	16:54:56.680
10 -	27.096	107.8	21.197	128.5	31.816	99.7	1:20.109	105.87	0.898	16:56:16.789
11 -	27.388	106.1	21.663	126.3	31.878	99.4	1:20.929	104.80	1.718	16:57:37.718
12 -	29.483	103.8	21.341	129.0	31.989	97.8	1:22.813	102.41	3.602	16:59:00.531
13 -	27.315	106.8	21.285	128.0	31.456	99.4	1:20.056	105.94	0.845	17:00:20.587
14 -	27.576	105.5	21.599	127.0	31.627	99.1	1:20.802	104.96	1.591	17:01:41.389
15 -	27.222	107.3	21.267	128.0	31.946	98.8	1:20.435	105.44	1.224	17:03:01.824
16 -	28.158	106.8	21.582	127.5	31.424	97.8	1:21.164	104.49	1.953	17:04:22.988

Weather / Track : Bright / Dry

Thruxton
Circuit Length = 2.3560 miles
Start: 16:42 Flag 17:03 End: 17:04

2020 Millers Oils Ginetta GT4 SuperCup

ROUND 11 - BEST SPEEDS

POS	INTERMEDIATE 1			INTERMEDIATE 2			FINISH LINE		
	NO	NAME	MPH	NO	NAME	MPH	NO	NAME	MPH
1	14	BURNS	109.8	14	BURNS	134.4	54	SMALLEY	104.5
2	81	HIBBERT	109.4	27	EMSON	134.4	92	FALVEY	104.0
3	12	SOMERFIELD	109.4	81	HIBBERT	134.2	12	SOMERFIELD	104.0
4	57	BURTON	109.1	54	SMALLEY	134.2	27	EMSON	103.8
5	92	FALVEY	109.1	12	SOMERFIELD	133.9	14	BURNS	103.7
6	54	SMALLEY	108.9	99	MARSHALL-BIRKS	133.9	57	BURTON	103.7
7	27	EMSON	108.7	57	BURTON	133.4	81	HIBBERT	103.4
8	19	GARNETT	108.5	92	FALVEY	133.1	11	SALKELD	103.0
9	78	WHITE	108.4	78	WHITE	133.1	19	GARNETT	102.6
10	99	MARSHALL-BIRKS	108.2	19	GARNETT	132.3	99	MARSHALL-BIRKS	102.6
11	10	GOLDSMITH	107.8	95	LINES	131.5	40	HALSTEAD	102.1
12	11	SALKELD	107.2	11	SALKELD	130.5	78	WHITE	101.8
13	68	BOULTON	106.8	68	BOULTON	130.5	68	BOULTON	101.8
14	95	LINES	106.8	40	HALSTEAD	130.0	95	LINES	100.4
15	40	HALSTEAD	106.5	10	GOLDSMITH	129.5	10	GOLDSMITH	100.0

Weather / Track : Bright / Dry

Results can be found at www.tsl-timing.com

Thrupton
Circuit Length = 2.3560 miles
Start: 16:42 Flag 17:03 End: 17:04

Printed - 17:05 Sunday, 20 September 2020

2020 Millers Oils Ginetta GT4 SuperCup

ROUND 11 - BEST SECTORS

SECTOR 1			SECTOR 2			SECTOR 3			IDEAL / BEST COMPARISON						
POS	NO	NAME	TIME	NO	NAME	TIME	NO	NAME	TIME	POS	NO	NAME	IDEAL	BEST	DIFF
													PERFECT LAP	1:15.402	
1	57	BURTON	25.855	81	HIBBERT	20.169	54	SMALLEY	29.378	1	54	SMALLEY	1:15.590	1:15.615	0.025
2	14	BURNS	25.894	12	SOMERFIELD	20.234	57	BURTON	29.467	2	57	BURTON	1:15.637	1:15.751	0.114
3	78	WHITE	25.909	99	MARSHALL-BIRKS	20.270	14	BURNS	29.483	3	14	BURNS	1:15.662	1:15.747	0.085
4	54	SMALLEY	25.918	14	BURNS	20.285	92	FALVEY	29.522	4	81	HIBBERT	1:15.664	1:15.783	0.119
5	81	HIBBERT	25.930	54	SMALLEY	20.294	12	SOMERFIELD	29.541	5	92	FALVEY	1:15.902	1:16.035	0.133
6	27	EMSON	26.040	57	BURTON	20.315	81	HIBBERT	29.565	6	12	SOMERFIELD	1:15.949	1:16.040	0.091
7	92	FALVEY	26.043	92	FALVEY	20.337	99	MARSHALL-BIRKS	29.604	7	27	EMSON	1:16.138	1:16.198	0.060
8	12	SOMERFIELD	26.174	27	EMSON	20.376	27	EMSON	29.722	8	99	MARSHALL-BIRKS	1:16.172	1:16.361	0.189
9	19	GARNETT	26.229	19	GARNETT	20.469	11	SALKELD	29.960	9	78	WHITE	1:16.475	1:16.715	0.240
10	99	MARSHALL-BIRKS	26.298	78	WHITE	20.482	78	WHITE	30.084	10	19	GARNETT	1:16.979	1:17.317	0.338
11	95	LINES	26.343	11	SALKELD	20.682	19	GARNETT	30.281	11	11	SALKELD	1:16.986	1:17.248	0.262
12	11	SALKELD	26.344	95	LINES	20.772	95	LINES	30.457	12	95	LINES	1:17.572	1:17.572	0.000
13	68	BOULTON	26.756	68	BOULTON	21.156	68	BOULTON	30.539	13	68	BOULTON	1:18.451	1:18.463	0.012
14	10	GOLDSMITH	26.825	10	GOLDSMITH	21.165	40	HALSTEAD	30.845	14	40	HALSTEAD	1:18.978	1:19.197	0.219
15	40	HALSTEAD	26.889	40	HALSTEAD	21.244	10	GOLDSMITH	31.070	15	10	GOLDSMITH	1:19.060	1:19.211	0.151

Weather / Track : Bright / Dry

Results can be found at www.tsl-timing.com

Thrupton
 Circuit Length = 2.3560 miles
 Start: 16:42 Flag 17:03 End: 17:04

Printed - 17:05 Sunday, 20 September 2020

2020 Millers Oils Ginetta GT4 SuperCup

ROUND 11 - LAP CHART

LAP 1 @ 16:44:04.758			LAP 2 @ 16:45:20.541			LAP 3 @ 16:46:36.450			LAP 4 @ 16:47:52.289			LAP 5 @ 16:49:08.519		
NO	BEHIND	LAP TIME	NO	BEHIND	LAP TIME	NO	BEHIND	LAP TIME	NO	BEHIND	LAP TIME	NO	BEHIND	LAP TIME
81		1:21.844	81		1:15.783	81		1:15.909	81		1:15.839	81		1:16.230
14	0.278	1:22.122	14	0.623	1:16.128	14	0.461	1:15.747	14	0.527	1:15.905	14	0.279	1:15.982
57	0.508	1:22.352	57	0.893	1:16.168	57	0.958	1:15.974	57	0.870	1:15.751	57	0.702	1:16.062
54	0.744	1:22.588	54	1.218	1:16.257	54	1.340	1:16.031	54	1.316	1:15.815	54	1.119	1:16.033
92	1.523	1:23.367	92	2.563	1:16.823	92	3.353	1:16.699	92	3.549	1:16.035	92	3.376	1:16.057
12	1.996	1:23.840	12	2.748	1:16.535	12	3.845	1:17.006	12	4.501	1:16.495	12	4.311	1:16.040
99	3.136	1:24.980	99	3.797	1:16.444	99	4.700	1:16.812	99	5.222	1:16.361	99	5.654	1:16.662
27	3.877	1:25.721	27	4.347	1:16.253	27	5.193	1:16.755	27	5.911	1:16.557	27	6.008	1:16.327
78	4.454	1:26.298	78	5.661	1:16.990	78	7.199	1:17.447	78	8.616	1:17.256	78	9.101	1:16.715
11	5.010	1:26.854	11	6.796	1:17.569	11	8.440	1:17.553	11	10.193	1:17.592	11	11.212	1:17.249
68	5.810	1:27.654	19	9.123	1:18.682	19	11.047	1:17.833	19	12.712	1:17.504	19	14.037	1:17.555
19	6.224	1:28.068	68	10.044	1:20.017	68	13.546	1:19.411	68	16.170	1:18.463	68	18.627	1:18.687
40	7.251	1:29.095	40	10.665	1:19.197	40	14.504	1:19.748	40	18.533	1:19.868	40	21.593	1:19.290
10	8.123	1:29.967	10	12.883	1:20.543	10	16.792	1:19.818	10	20.164	1:19.211	10	24.078	1:20.144
95	20.747	1:42.591	95	26.370	1:21.406	95	30.018	1:19.557	95	32.710	1:18.531	95	34.052	1:17.572

Weather / Track : Bright / Dry

2020 Millers Oils Ginetta GT4 SuperCup

ROUND 11 - LAP CHART

LAP 6 @ 16:50:24.328			LAP 7 @ 16:51:40.449			LAP 8 @ 16:52:56.604			LAP 9 @ 16:54:12.963			LAP 10 @ 16:55:29.160		
NO	BEHIND	LAP TIME	NO	BEHIND	LAP TIME	NO	BEHIND	LAP TIME	NO	BEHIND	LAP TIME	NO	BEHIND	LAP TIME
81		1:15.809	81		1:16.121	81		1:16.155	81		1:16.359	81		1:16.197
14	0.573	1:16.103	14	0.268	1:15.816	14	0.438	1:16.325	14	0.370	1:16.291	14	0.386	1:16.213
57	0.856	1:15.963	57	0.806	1:16.071	57	0.806	1:16.155	57	0.694	1:16.247	57	0.907	1:16.410
54	1.728	1:16.418	54	1.222	1:15.615	54	1.452	1:16.385	54	1.266	1:16.173	54	1.443	1:16.374
92	3.969	1:16.402	92	4.136	1:16.288	92	4.448	1:16.467	92	4.463	1:16.374	92	4.569	1:16.303
12	4.725	1:16.223	12	5.060	1:16.456	12	5.342	1:16.437	12	5.396	1:16.413	12	7.618	1:18.419
27	7.193	1:16.994	27	7.449	1:16.377	27	7.851	1:16.557	27	7.690	1:16.198	27	8.028	1:16.535
78	10.223	1:16.931	78	11.925	1:17.823	78	13.948	1:18.178	78	15.623	1:18.034	78	16.882	1:17.456
11	14.920	1:19.517	11	16.361	1:17.562	11	17.761	1:17.555	11	18.650	1:17.248	11	20.121	1:17.668
19	16.242	1:18.014	19	17.653	1:17.532	19	18.815	1:17.317	19	19.863	1:17.407	19	21.071	1:17.405
99	18.389	1:28.544 P	68	26.030	1:19.764	68	29.640	1:19.765	68	32.482	1:19.201	68	35.413	1:19.128
68	22.387	1:19.569	40	29.481	1:20.479	40	33.371	1:20.045	40	37.074	1:20.062	40	40.952	1:20.075
40	25.123	1:19.339	10	35.512	1:20.880	10	39.274	1:19.917	10	43.717	1:20.802	10	47.629	1:20.109
10	30.753	1:22.484	95	40.499	1:19.538	95	43.206	1:18.862	95	45.819	1:18.972	95	48.451	1:18.829
95	37.082	1:18.839	99	1:02.045	1:59.777	99	1:03.270	1:17.380	99	1:04.481	1:17.570	99	1:05.458	1:17.174

Weather / Track : Bright / Dry

2020 Millers Oils Ginetta GT4 SuperCup

ROUND 11 - LAP CHART

LAP 11 @ 16:56:45.613			LAP 12 @ 16:58:01.921			LAP 13 @ 16:59:18.319			LAP 14 @ 17:00:35.001			LAP 15 @ 17:01:51.777		
NO	BEHIND	LAP TIME	NO	BEHIND	LAP TIME	NO	BEHIND	LAP TIME	NO	BEHIND	LAP TIME	NO	BEHIND	LAP TIME
81		1:16.453	81		1:16.308	81		1:16.398	81		1:16.682	81		1:16.776
14	0.317	1:16.384	14	1.067	1:17.058	14	1.091	1:16.422	14	0.573	1:16.164	14	0.400	1:16.603
57	0.782	1:16.328	57	1.384	1:16.910	57	1.585	1:16.599	57	2.254	1:17.351	57	1.707	1:16.229
54	1.190	1:16.200	54	1.873	1:16.991	54	2.165	1:16.690	54	2.760	1:17.277	54	2.252	1:16.268
92	4.991	1:16.875	92	5.448	1:16.765	92	6.273	1:17.223	92	6.592	1:17.001	92	7.152	1:17.336
12	8.748	1:17.583	12	10.671	1:18.231	12	12.214	1:17.941	12	13.171	1:17.639	12	14.432	1:18.037
27	8.957	1:17.382	27	10.992	1:18.343	27	12.478	1:17.884	27	13.836	1:18.040	27	14.740	1:17.680
78	17.664	1:17.235	78	19.906	1:18.550	78	22.167	1:18.659	78	23.382	1:17.897	78	23.994	1:17.388
11	21.108	1:17.440	11	22.464	1:17.664	11	23.746	1:17.680	11	24.768	1:17.704	11	25.613	1:17.621
19	22.128	1:17.510	19	24.189	1:18.369	19	26.335	1:18.544	19	28.254	1:18.601	19	30.710	1:19.232
68	38.258	1:19.298	68	41.235	1:19.285	68	44.882	1:20.045	68	47.457	1:19.257	68	49.893	1:19.212
40	44.802	1:20.303	40	48.492	1:19.998	40	52.325	1:20.231	40	55.972	1:20.329	40	59.580	1:20.384
10	52.105	1:20.929	95	56.391	1:19.962	95	59.277	1:19.284	95	1:01.536	1:18.941	95	1:03.881	1:19.121
95	52.737	1:20.739	10	58.610	1:22.813	10	1:02.268	1:20.056	10	1:06.388	1:20.802	10	1:10.047	1:20.435
99	1:06.759	1:17.754	99	1:07.966	1:17.515	99	1:09.115	1:17.547	99	1:09.836	1:17.403	99	1:10.682	1:17.622

Weather / Track : Bright / Dry

2020 Millers Oils Ginetta GT4 SuperCup

ROUND 11 - LAP CHART

LAP 16 @ 17:03:08.708

NO	BEHIND	LAP TIME
81		1:16.931
14	0.393	1:16.924
57	1.161	1:16.385
54	2.105	1:16.784
92	7.989	1:17.768
12	15.850	1:18.349
27	17.186	1:19.377
78	25.728	1:18.665
11	25.996	1:17.314
19	33.422	1:19.643
68	52.107	1:19.145
40	1:03.650	1:21.001
95	1:06.968	1:20.018
99	1:11.844	1:18.093
10	1:14.280	1:21.164

Weather / Track : Bright / Dry

Results can be found at www.tsl-timing.com

Page 4 of 4

Thruxton
Circuit Length = 2.3560 miles
Start: 16:42 Flag 17:03 End: 17:04

Printed - 17:05 Sunday, 20 September 2020

2020 Millers Oils Ginetta GT4 SuperCup

ROUND 11 - POSITION CHART

No	Name	Lap																
		Pos	1	2	3	4	5	6	7	8	9	10	11	12	13	14	15	16
81	HIBBERT	1	81	81	81	81	81	81	81	81	81	81	81	81	81	81	81	81
14	BURNS	2	14	14	14	14	14	14	14	14	14	14	14	14	14	14	14	14
57	BURTON	3	57	57	57	57	57	57	57	57	57	57	57	57	57	57	57	57
54	SMALLEY	4	54	54	54	54	54	54	54	54	54	54	54	54	54	54	54	54
92	FALVEY	5	92	92	92	92	92	92	92	92	92	92	92	92	92	92	92	92
99	MARSHALL-BIRKS	6	12	12	12	12	12	12	12	12	12	12	12	12	12	12	12	12
12	SOMERFIELD	7	99	99	99	99	99	27	27	27	27	27	27	27	27	27	27	27
68	BOULTON	8	27	27	27	27	27	78	78	78	78	78	78	78	78	78	78	78
78	WHITE	9	78	78	78	78	78	11	11	11	11	11	11	11	11	11	11	11
11	SALKELD	10	11	11	11	11	11	19	19	19	19	19	19	19	19	19	19	19
27	EMSON	11	68	19	19	19	19	99	68	68	68	68	68	68	68	68	68	68
95	LINES	12	19	68	68	68	68	68	40	40	40	40	40	40	40	40	40	40
10	GOLDSMITH	13	40	40	40	40	40	40	10	10	10	10	10	95	95	95	95	95
40	HALSTEAD	14	10	10	10	10	10	10	95	95	95	95	95	10	10	10	10	99
19	GARNETT	15	95	95	95	95	95	95	99	99	99	99	99	99	99	99	99	10

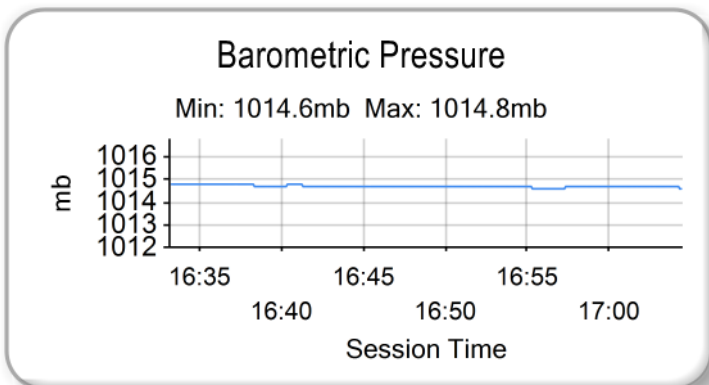
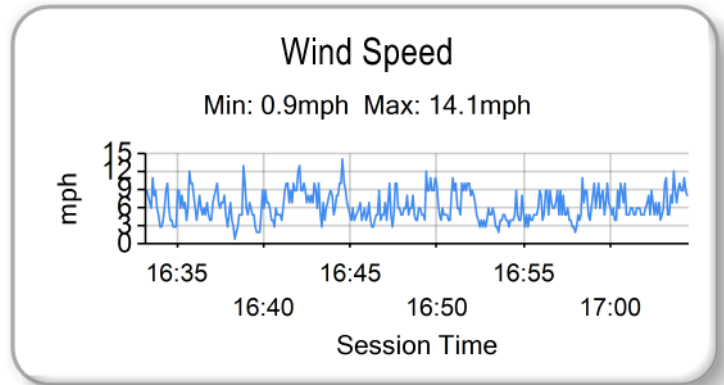
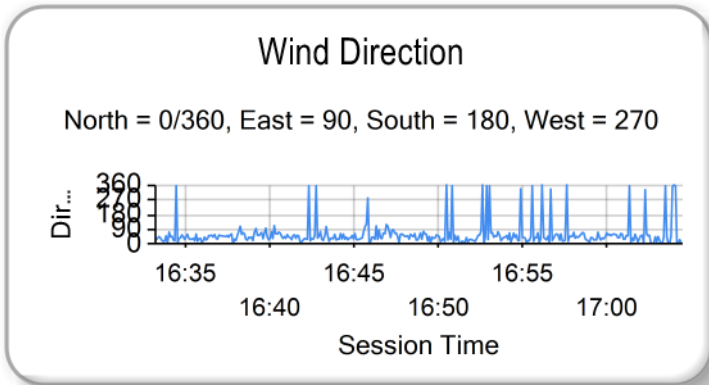
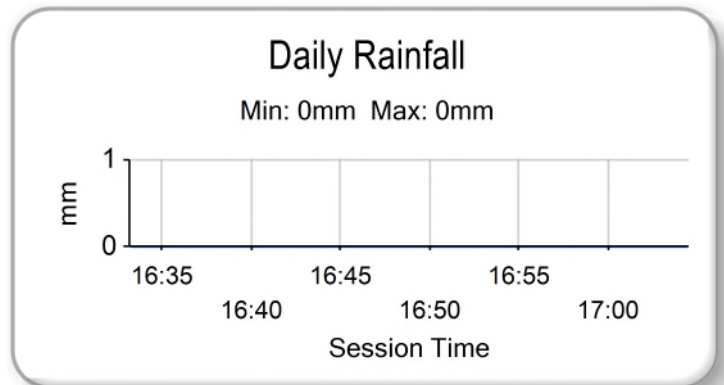
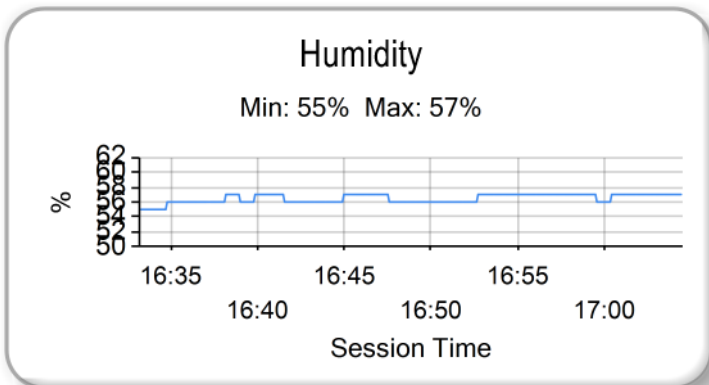
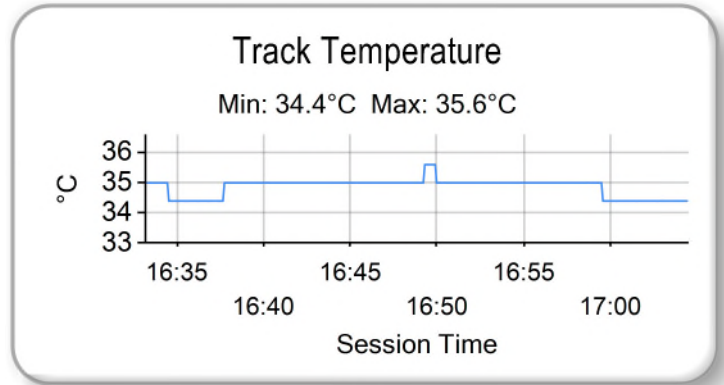
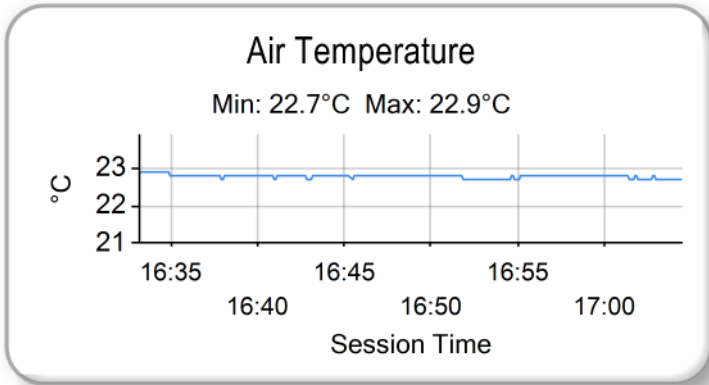
Weather / Track : Bright / Dry

Results can be found at www.tsl-timing.com

Thruxton
 Circuit Length = 2.3560 miles
 Start: 16:42 Flag 17:03 End: 17:04

Printed - 17:06 Sunday, 20 September 2020

2020 Millers Oils Ginetta GT4 SuperCup
ROUND 11 - WEATHER CONDITIONS



Weather / Track : Bright / Dry

Results can be found at www.tsl-timing.com

Thruxton
 Circuit Length = 2.3560 miles
 Start: 16:42 Flag 17:03 End: 17:04

Printed - 17:06 Sunday, 20 September 2020

2020 Millers Oils Ginetta GT4 SuperCup

ROUND 11 - STATISTICS

Competitors Started 15
Planned Start 2020-09-20 @ 16:30:00.000
Actual Start 2020-09-20 @ 16:42:42.914
Finish Time 2020-09-20 @ 17:03:06.145
Track Length 2.3560mi.
Total Laps 240
Total Distance Covered 565.4408mi.

Session Fastest Lap History

NO	CL	NAME	LAP TIME	TIME OF DAY	LAP	VEHICLE
81	Pro	Tom HIBBERT	1:21.844	16:44:04.788	1	Triple M Motorsport
81	Pro	Tom HIBBERT	1:15.783	16:45:20.570	2	Triple M Motorsport
14	Pro	Will BURNS	1:15.747	16:46:36.936	3	Rob Boston Racing
54	Pro	Adam SMALLEY	1:15.615	16:51:41.700	7	Elite Motorsport

Session Leader History

NO	CL	NAME	FROM LAP	LAPS LED	DISTANCE	VEHICLE
81	Pro	Tom HIBBERT	1	16	37.69 miles	Triple M Motorsport

Flag History

TYPE	TIME OF DAY
GREEN	16:42:42.914
FINISH	17:03:06.145

Flag Statistics

TYPE	COUNT	TOTAL LAPS	TOTAL TIME
Green	1	16	21:42.865
Red	0	0	0.000
Safety Car	0	0	0.000
FCY	0	0	0.000

2020 Millers Oils Ginetta GT4 SuperCup

ROUND 11 - STATISTICS

CLASS : Pro

7 Starters

Fastest Lap History

NO	NAME	LAP TIME	TIME OF DAY	LAP	VEHICLE
81	Tom HIBBERT	1:21.844	16:44:04.788	1	Triple M Motorsport
81	Tom HIBBERT	1:15.783	16:45:20.570	2	Triple M Motorsport
14	Will BURNS	1:15.747	16:46:36.936	3	Rob Boston Racing
54	Adam SMALLEY	1:15.615	16:51:41.700	7	Elite Motorsport

Leader History

NO	NAME	FROM LAP	LAPS LED	DISTANCE	VEHICLE
81	Tom HIBBERT	1	16	37.69 miles	Triple M Motorsport

2020 Millers Oils Ginetta GT4 SuperCup

ROUND 11 - STATISTICS

CLASS : ProAm

4 Starters

Fastest Lap History

NO	NAME	LAP TIME	TIME OF DAY	LAP	VEHICLE
27	Tom EMSON	1:25.721	16:44:08.664	1	Elite Motorsport
27	Tom EMSON	1:16.253	16:45:24.917	2	Elite Motorsport
27	Tom EMSON	1:16.198	16:54:20.682	9	Elite Motorsport

Leader History

NO	NAME	FROM LAP	LAPS LED	DISTANCE	VEHICLE
27	Tom EMSON	1	16	37.69 miles	Elite Motorsport

2020 Millers Oils Ginetta GT4 SuperCup

ROUND 11 - STATISTICS

CLASS : Am

4 Starters

Fastest Lap History

NO	NAME	LAP TIME	TIME OF DAY	LAP	VEHICLE
19	Carl GARNETT	1:28.068	16:44:11.010	1	AK Motorsport
19	Carl GARNETT	1:18.682	16:45:29.692	2	AK Motorsport
19	Carl GARNETT	1:17.833	16:46:47.526	3	AK Motorsport
19	Carl GARNETT	1:17.504	16:48:05.030	4	AK Motorsport
19	Carl GARNETT	1:17.317	16:53:15.448	8	AK Motorsport

Leader History

NO	NAME	FROM LAP	LAPS LED	DISTANCE	VEHICLE
19	Carl GARNETT	1	16	37.69 miles	AK Motorsport